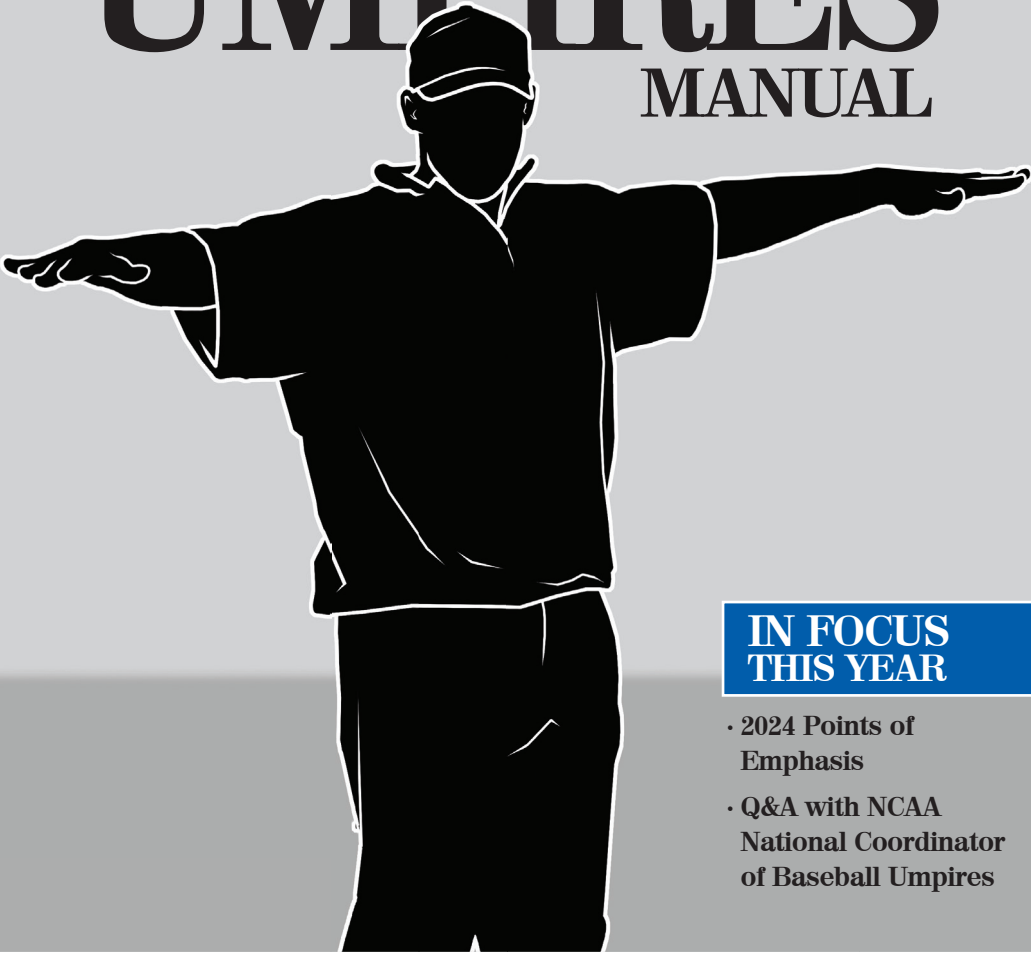




COLLEGIATE  
COMMISSIONERS  
ASSOCIATION

2024

# BASEBALL UMPIRES MANUAL



## IN FOCUS THIS YEAR

- 2024 Points of Emphasis
- Q&A with NCAA National Coordinator of Baseball Umpires

FOR CREWS OF TWO, THREE,  
FOUR & SIX UMPIRES



Find the Largest Selection,  
Sizes & Stock Here!

# Now with 4 Brands in the Plate Shoe Lineup

Find the Largest Selection, Sizes & Stock!



NEW

**Mizuno Pro Wave  
Mid-Cuts**



**New Balance V3  
Mid-Cuts (2 Color Options)**



**Smitty Mid-Cuts**



**3n2 Reaction Pro  
Low-Cuts (3 Style Options)**



PREFERRED VENDOR

# Contents

Introduction .....	5
Conference Contacts .....	6
Opening Pitch .....	8
NCAA Umpiring Coordinators .....	11
2023 Championship Umpires .....	11
<b>SECTION 1: Mechanics Changes 2024 .....</b>	<b>12</b>
1.1 Three-Umpire System .....	13
1.2 Universal Reset Signal .....	14
1.3 Four-Umpire System .....	14
1.4 Four-Umpire System .....	15
<b>SECTION 2: Mechanics Points of Emphasis .....</b>	<b>16</b>
2.1 Home Run Focus .....	16
2.2 First-Base Umpire Movements in the Three-Umpire System.....	17
2.3 Distance From Tag Plays .....	18
2.4 Recording Trips .....	19
<b>SECTION 3: Character and Conduct .....</b>	<b>20</b>
3.1 Character .....	20
3.2 Conduct and Ethics .....	21
3.3 Standards for Removal from the Game .....	22
3.4 Coach/Umpire Philosophy .....	24
3.5 Misconduct Penalties Chart .....	26
<b>SECTION 4: General Principles and Guidelines .....</b>	<b>28</b>
4.1 Style and Form of Calls .....	28
4.2 Handling Situations .....	28
4.3 Handling Fights .....	30
4.4 Suspensions .....	30
4.5 Protests .....	30
<b>SECTION 5: Basic Umpiring Guidelines .....</b>	<b>31</b>
5.1 Mechanics Philosophy/Basic Concepts .....	31
5.2 Basic Starting Positions .....	32
5.3 General Balk Responsibilities .....	32
5.4 Rundown Plays .....	32
5.5 Positioning for Taking Plays .....	33
5.6 Crew Pregame Meeting .....	33
<b>SECTION 6: Previous Points of Emphasis .....</b>	<b>35</b>
<b>Key .....</b>	<b>41</b>
<b>SECTION 7: Mechanics for a Crew of Two Umpires .....</b>	<b>42</b>
7.1 Basic Principles .....	43

*(Contents continued on next page)*

7.2	Balk Concentration .....	43
7.3	Basic Outfield Coverage .....	44
7.4	Overthrows .....	44
7.5	No runners on .....	45
7.6	Runner on first .....	56
7.7	Runners on first and second .....	70
7.8	Bases loaded .....	77
7.9	Runners on first and third .....	82
7.10	Runner on second .....	88
7.11	Runners on second and third .....	94
7.12	Runner on third .....	100
<b>SECTION 8: Mechanics for a Crew of Three Umpires .....</b>		<b>105</b>
8.1	Basic Principles .....	106
8.2	Balk Concentration .....	106
8.3	Line Drive Responsibilities .....	107
8.4	Basic Outfield Coverage .....	107
8.5	Overthrows .....	109
8.6	No runners on .....	110
8.7	Runner on first .....	118
8.8	Runners on first and second .....	131
8.9	Bases loaded .....	140
8.10	Runners on first and third .....	146
8.11	Runner on second .....	155
8.12	Runners on second and third .....	167
8.13	Runner on third .....	176
<b>SECTION 9: Mechanics for a Crew of Four Umpires .....</b>		<b>181</b>
9.1	Basic Principles .....	182
9.2	Balk Concentration .....	182
9.3	Line Drive Responsibilities .....	183
9.4	Basic Outfield Coverage .....	183
9.5	Overthrows .....	184
9.6	No runners on .....	185
9.7	Runner on first .....	194
9.8	Runners on first and second .....	202
9.9	Bases loaded .....	207
9.10	Runners on first and third .....	212
9.11	Runner on second .....	218
9.12	Runners on second and third .....	223
9.13	Runner on third .....	228
<b>SECTION 10: Mechanics for a Crew of Six Umpires .....</b>		<b>234</b>
10.1	Basic Principles .....	235
10.2	Balk Concentration .....	235
10.3	Umpire Responsibilities .....	235
10.4	No runners on base or runner on third base only .....	237
10.5	All other runner combinations .....	244
<b>SECTION 11: NCAA Initiatives .....</b>		<b>247</b>
11.1	Strike Zone Initiative .....	248
11.2	Replay Protocol .....	251
<b>Signal Chart .....</b>		<b>271</b>

# Welcome to the 2024 CCA Manual

Greetings and welcome to the 2024 college baseball season. Let me first begin by congratulating our NCAA umpires on a tremendous 2023 season. We have achieved success never seen before in regular and postseason baseball at all levels of college baseball. I would like to highlight a job well done by all NCAA stakeholders, the leadership team at the NCAA, the hard work and guidance exhibited by our conference coordinators, the support of the CCA and the CCA Baseball Umpires Manual Committee, and finally the highly dedicated men and women who have performed at a very high level on the field at all levels of college baseball in 2023.

This is a collaborative effort of like-minded coordinators, evaluators, and umpires working together to provide umpires with a clear path and direction for success with the shared vision for a consistent and uniform set of mechanics and points of emphasis to be followed across the country.

In 2024, the committee felt that it was necessary to create a new section in the manual titled NCAA Initiatives. The NCAA National Strike Zone Initiative and the NCAA Instant Replay Protocols are listed in this new section. Please use this section as a point of reference in your pregame discussions prior to the start of your games for the 2024 season.

Additionally, the committee has decided on several new points of emphasis, clarifications, signals, and mechanics changes that collectively we felt would aid in the performance and consistency of umpiring throughout the country.

Our hope as a committee is that this manual will be in your equipment bags, in your locker rooms, and will continue to be used as a tool and reference point that will drive meaningful pregame discussions. This committee will never ask our umpires to stop umpiring plays and the information in this manual does not cover every single play that may occur during a baseball game. However, the expectation is that these sets of mechanics are the mechanics that will be followed consistently in all umpire configurations and at all levels of college baseball in 2024.

We encourage you as the umpires on the baseball field to submit potential mechanic changes in the future. Your voice is very important to this committee. It is the sole purpose and mission of this committee to update, adjust, and examine the mechanics and points of emphasis every year for the benefit and continued growth of college baseball and its umpires.

Have a great 2024!

*Chris Marshall,*

*Chair of the CCA Baseball Umpires Manual Committee*





<b>CONFERENCE</b>	<b>COMMISSIONER</b>	<b>COORDINATOR</b>
America East	Brad Walker	Chris Marshall
American Athletic	Mike Aresco	Rich Fetchiet
Atlantic Coast	Jim Phillips	Troy Fullwood
ASUN	Jeff Bacon	Paul Guillie
Atlantic 10	Bernadette V. McGlade	Tony Thompson
Big East	Val Ackerman	Rich Fetchiet
Big South	Sherika A. Montgomery	Troy Fullwood
Big Ten	Tony Petitti	Rich Fetchiet
Big XII	Brett Yormark	Rich Fetchiet
Big West	Dan Butterly	Dave Yeast
Coastal Athletic	Joseph F. D'Antonio Jr.	TBD
Conference USA	Judy MacLeod	Troy Fullwood
Horizon League	Julie Roe Lach	Mike Conlin
Ivy League	Robin Harris	Chris Marshall
Metro Atlantic Athletic	Travis Tellitocci	Chris Marshall
Mid-American	Jon A. Steinbrecher	Rich Fetchiet



## Collegiate Commissioners Association

Founded 1938

<b>CONFERENCE</b>	<b>COMMISSIONER</b>	<b>COORDINATOR</b>
Missouri Valley	Jeff Jackson	Mike Conlin
Mountain West	Gloria Nevarez	Tom Hiler
Northeast	Noreen Morris	Chris Marshall
Ohio Valley	Beth DeBauche	Paul Guillie
Pac-12	George Kliavkoff	Dave Yeast
Patriot League	Jennifer Heppel	Rob Healey
Southeastern	Gregory Sankey	Paul Guillie
Southern	Michael Cross	Paul Guillie
Southland	Chris Grant	TBD
Southwestern Athletic	Charles McClelland	Robert Holloway
Summit League	Josh Fenton	Mike Conlin
Sun Belt	Keith Gill	Paul Guillie
West Coast	Stu Jackson	Tom Hiler
Western Athletic	Brian Thornton	Dave Yeast



# Opening Pitch

## Q&A with George Drouches

NCAA National Coordinator  
of Baseball Umpires



**Q:** You are beginning your 10th year as the NCAA’s national umpiring coordinator. Can you reflect on the job now and how it compares to when you first took over in September 2014?

**A:** NCAA baseball continues to grow yearly — at the Division I level, it has exploded in recent years in popularity. It’s an honor to serve all the stakeholders of NCAA baseball, as I am compelled to lead others because of a belief in something that is larger than myself.

**Q:** What is the biggest change from an umpiring perspective that you’ve seen in NCAA baseball during your tenure?

**A:** The quality of officiating has improved immensely and the consistency of enforcing the rules as written is more apparent, nationally. Umpire competition, truly, is at an all-time high.

**Q:** From a national umpiring perspective, were you pleased with what you saw during the 2023 season?

**A:** Yes, very pleased. Top-to-bottom, all divisions, it was one of our best years. Our baseball championships, in particular, were very well officiated. Much credit goes to the conference coordinators, as well as (D-II national coordinator) Scott Taylor and (D-III national coordinator) Don Umland, respectively.

**Q:** Conversely, what did you see in the 2023 season that caused you concern or made you think it’s something that needs to be addressed going forward?

**A:** Student-athlete behavior. In 2023, I received 1,338 Incident/Ejection/Suspension Reports, compared to 776 in 2022. Student-athlete ejections, in Division I baseball, alone, were up 255 percent



from 2022. The student-athletes felt more empowered than ever to debate and discuss calls with umpires and all the “in your face” taunting toward opponents.

**Q:** The 20-second action clock received a lot of attention last spring as the rule was tweaked once again in an effort to improve pace of play. Overall, how do you feel umpires handled enforcement of the rule as now written, and where is there room for improvement?

**A:** Umpires were very diligent with the enforcement of this rule; thus, increasing a much better flow to the game. In addition, coaches understood and were more receptive of this rule as the season moved forward. Installing the visible clock will level the field: as an example, in the 16 games played at the 2023 MCWS, we had maybe 4-5 violations.

**Q:** When evaluating umpires over the course of the season for possible postseason assignments and advancement, which do you view as more important: play calling ability or their ability to manage the games and big moments that come with the postseason stage?

**A:** We have high expectations of our officials: Divisions II and III work diligently with umpire recommendations from their respective coordinators/assignors, and with their respective baseball committees. In Division I, all umpire observations throughout the regular season were sent to the conference’s baseball umpire coordinator and to the individual umpire as well. All observations were completed using the four criteria shared in the commentary observation form (Game Management/Appearance/Technical/Ball/Strike Technical). Additionally, there were monthly conference calls between the NCAA baseball umpire advisors and Division I baseball conference umpire coordinators. Postseason observations were completed as well by head coaches, NCAA site representatives and crew chiefs – throughout the 137 games played in the 2023 NCAA Division I Baseball Championship.

**Q:** One of the buzzwords that surfaces any time there is a perceived issue with umpiring is “accountability” and the belief

**The quality of officiating has improved immensely and the consistency of enforcing the rules as written is more apparent, nationally. Umpire competition, truly, is at an all-time high.**



that umpires do not face any consequences when they err during the course of their duties. Can you address how you hold umpires accountable at the national coordinator level?

**A:** Accountability: there were over 1,000 umpire observations submitted at the Division I level; centralized video review corrects the on-field and we move on, quickly. My role is not to direct others, but to encourage them to move in a direction that is best for them. Bottom line: I am responsible for protecting the NCAA Division I Baseball Championship.

**Q:** The NCAA has faced several high-profile incidents in recent seasons with sportsmanship. Overall, how do you feel about where sportsmanship and the treatment of umpires is at in college baseball, and is there anything you would like to see the umpires do differently in this area?

**A:** As with umpire competition at an all-time high, NCAA baseball has never been in a better place — which brings heightened excitement and passion, which amplifies emotion and intensity. The NCAA Baseball Umpire Program will remind coaches, student-athletes and team personnel of their obligations to always exhibit sportsmanship. It is incumbent upon head coaches and their staff to ensure that ejections do not factor into the outcome of postseason competition. Rule 5-12-g requires teams without at least nine eligible players to forfeit the competition. The umpires need to remain diligent and continue being consistent in ejecting players and coaches who are deserving of the penalty.

### **Baseball Umpires Manual 2024**

Copyright © 2024 by the Collegiate Commissioners Association

To order, contact Referee Enterprises, Inc., at 1-800-733-6100

Produced by Referee Enterprises, Inc., publishers of *Referee* magazine.

Major portions of this book are protected by copyrights of Referee Enterprises, Inc., and are used by permission. Copying in whole or in part is prohibited without prior written consent from Referee Enterprises, Inc. and the Collegiate Commissioners Association. PLAYPIC® and MECHANIGRAM® are registered trademarks of Referee Enterprises, Inc.

Printed in the United States of America

ISBN-13: 978-1-58208-576-0



# NCAA Umpiring Coordinators

## Division I

George Drouches  
P.O. Box 27641, Golden Valley, MN 55427  
georgedrouches@gmail.com  
(612) 432-5351 (C)

## Division II

Jon Browar  
6968 W. 164th Terrace  
Stilwell, KS 66085  
jbrowar16@gmail.com  
(913) 638-5212 (C)

## Division III

Don Umland  
101 Muhs Circle, Eldridge, IA 52748  
donumland@yahoo.com  
(563) 340-3825 (C)

## Director of Umpire Training

Billy Haze  
6079 Puerto Drive, Rancho Murrieta, CA 95683  
billyhaze0809@gmail.com  
(916) 690-7082 (C)

## 2023 NCAA Championship Umpires

Division I	Division II	Division III
<b>Ramon Armendariz</b> Inglewood, Calif.	<b>Jeff Arthur</b> Carbondale, Pa.	<b>Eric Byrum</b> Hertford, N.C.
<b>Angel Campos</b> Tucson, Ariz.	<b>Bobby Dunnigan</b> Boone, N.C.	<b>Michael Chukerman</b> Venice, Calif.
<b>Brandon Cooper</b> Louisville, Ky.	<b>John Hastings</b> O'Fallon, Ill.	<b>Rudy Firmbach</b> Kinderhook, N.Y.
<b>Jeff Head</b> Hoover, Ala.	<b>Jon Jordan</b> East Longmeadow, Mass.	<b>Lou Kammermeier</b> Pittsburgh, Pa.
<b>Casey Moser</b> Lago Vista, Texas	<b>Ryan Karle</b> Topeka, Kan.	<b>Dominick Longbuco</b> Chicago, Ill.
<b>Travis Reininger</b> Brighton, Colo.	<b>Ryan McCraney</b> Pensacola, Fla.	<b>Bret Miell</b> Marion, Iowa
<b>David Savage</b> Lawrenceville, Ga.	<b>Brooks O'Hearn</b> Aurora, Colo.	<b>Bill Rush</b> Philadelphia, Pa.
<b>Billy Van Raaphorst</b> San Diego, Calif.	<b>Tyler Schmidt</b> Cheney, Wash.	<b>Roger Wolfe</b> Severn, Md.





**Mechanics Changes**

**Mechanics Points of Emphasis**

**Character**

**Conduct and Ethics**

**General Principles**

**Pregame Outline**

# Section **1** Mechanics Changes 2024

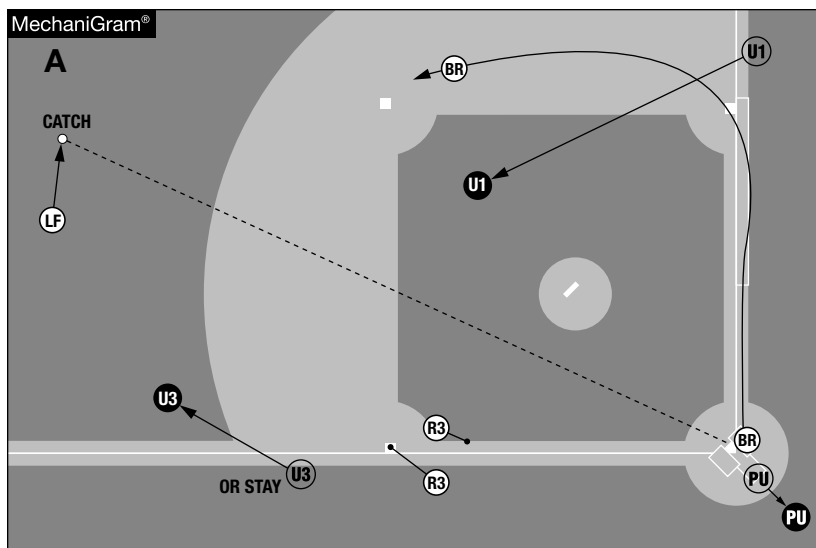
## 1.1 Three-Umpire System

Runner on third base only with less than two outs, the plate umpire will take all fly ball tag up responsibilities on R3. This would be a change to the current mechanic where U3 would drop down into the third base coaches' box and line up that tag on fly balls within U3's fly ball coverage area.

The rationale behind this is simply that third base umpires are too concerned with lining up the tag of R3 and not taking the adequate amount of time to pause, read, and react and often rushing through or ignoring their initial responsibility which is catch no catch in their coverage area.

U3 would have two options on these fly balls, go out on trouble, or hold the line and stay with the fly ball much like U1 would do at first base with no runners on (MechaniGram A). If there was a play back into third base on R3, U3 would simply slide down the third base line and take that play at third base also similar to U1 at first with no runners on.

U1 would have all plays on the batter-runner at first and second base on these plays. U3 would run into the infield on fly balls that are hit in U1's fly ball coverage area and have all plays on the batter runner at first, second base, and third base. Balls that are hit directly to the centerfielder straight in or straight back would be treated the same as a no runner on situation with U1 as the quarterback. These three movements are consistent with our current mechanics.



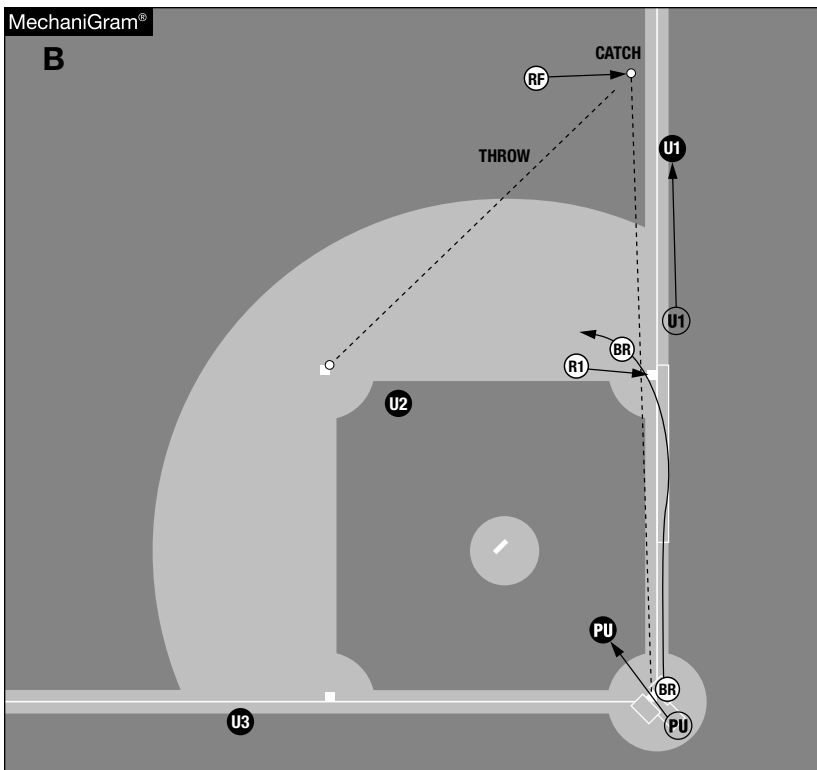
## 1.2 Universal Reset Signal

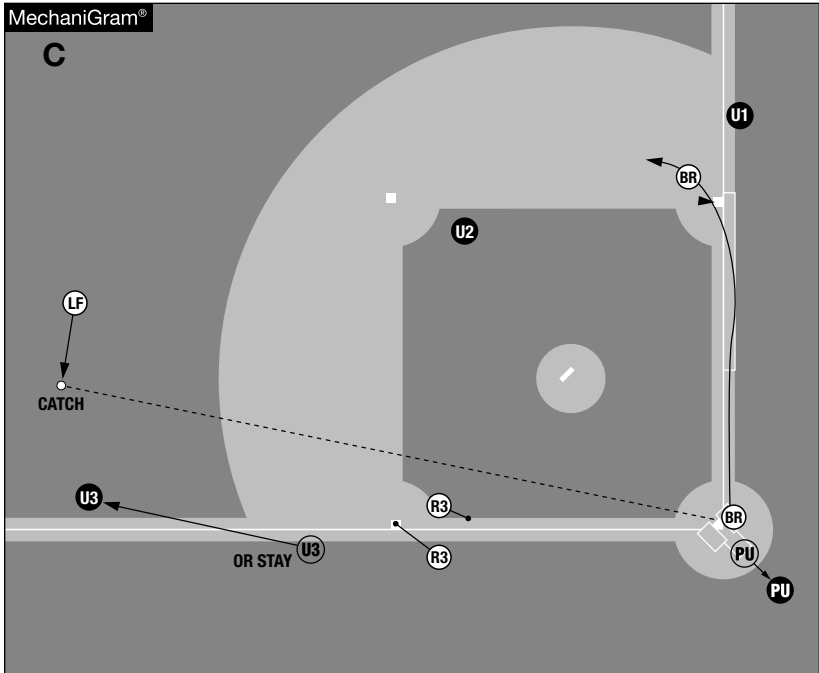
This is a recognized signal that is used by many conferences across the country. The committee is looking for consistency across the country on this.



## 1.3 Four-Umpire System

- In this scenario, U2 is positioned inside in the B position with a trouble fly ball that is hit in U1's coverage area with U1 going out on trouble. Currently, U2 is responsible for the tag of R1 at first and all plays on R1 at first and second base. In situations where there is not another runner on third base (runner on first base only or runners on first and second), the tag up of R1 will now be the responsibility of the plate umpire who would be in a good position to see both the catch and the position of R1 tagging at first. Plate umpires are encouraged to move out from behind the plate area and move in the direction of first base to position themselves in a credible position to see both the catch and the position of the runner at first base (MechaniGram B). This would be a much easier and more believable position to see this tag compared to the current mechanic where U2





must glance back and forth between the catch and the runner on first base. U2 would still have all plays on R1 at first and second base as currently written.

## 1.4 Four-Umpire System

- Runner on third base only with less than two outs, the plate umpire will take all fly ball tag up responsibilities on R3 on batted balls hit within U3's fly ball coverage area.

U3 will have two options on this play either go out on trouble or hold the line and stay with the catch/no catch of the fly ball hit in their coverage area (MechaniGram C). This new mechanic will allow the third base umpire an adequate amount of time to pause, read, and react before making a fly ball coverage decision. Additionally, this will eliminate situations where third-base umpires are moving in a direction away from their initial responsibility which is catch/no catch. U3 will no longer drop down to the coach's box area outside of third base to line up the tag up of R3.

U3 would still have primary tag up responsibilities for R3 on balls that are hit in U1 and U2's fly ball coverage areas with the plate umpire lending a second set of eyes on this tag up of R3.

## 2.1 Home Run Focus

As the frequency of unsportsmanlike activity continues to increase in our game it is now more important than ever that umpires are aware, engaged and prepared to address and handle these difficult situations. Umpires should expect that something can and will happen almost every time that they step on to the field. The home run is one of the single most exciting aspects of baseball. Unfortunately, along with that celebration comes the unsportsmanlike behavior that has become commonplace in the game of college baseball.

We need a plan to combat this unsportsmanlike behavior, which starts with a thorough pregame discussing how the crew will handle these situations. On the field, we need complete engagement by the umpires when the baseball leaves the park. Of course, initially our primary focus must be on the ball, base touches, the foul poles, the fans in the outfield and the boundaries that exist at the fence. Once our primary responsibilities have been satisfied our focus must immediately shift to the batter running the bases, both benches, base coaches, the pitcher and catcher, and the remaining players on the field.

It is important for umpires to “take the temperature” of the field especially in situations where the potential for unsportsmanlike behavior exists. This is the responsibility of the entire crew, specifically the umpires not directly involved in making the home run decision.

At the beginning of the process, it is suggested the home plate umpire stay engaged with the actions of the batter, the catcher, the pitcher and any initial comments from either bench. This would include bat flips, staring into the opposing dugouts, and any taunting or comments between players around the plate area or the mound. The base umpires, at the appropriate time, must also help in this process. As the batter begins the path around the bases, base umpires should be aware of the interaction between the batter and the players on the field. Once base touch responsibilities are fulfilled, base umpires should shift their focus to both benches for unsportsmanlike comments and behavior.

Traditionally, the wing umpires are responsible for the benches on their side of the field. This practice should continue. All



members of the umpire crew must work together to keep all offensive players except for the runners on base and the on-deck batter within the confines of the bench area and warning track. It is acceptable and encouraged for base umpires to move in the direction of the plate to help the plate umpire control these situations, if necessary.

In situations like this where a warning or ejection may occur, umpire crews should get together and discuss the play. Collectively, the crew should share all aspects of the unsportsmanlike actions and decide what the best course of action is to address the situation. Some decisions will be easier than others and some situations will dictate that a swift and immediate action be taken by one of the umpires directly involved with the play. Once again, it is strongly encouraged that the umpire crew get together even if an ejection has already taken place. Teamwork is key. Through communication, awareness and entire crew engagement, these difficult situations will become easier to manage.

## **2.2 First-Base Umpire Movements in the Three-Umpire System**

The movements of the first-base umpire from the “A” position in the three-umpire system are very important, especially in situations where the ball is hit in the third-base umpire’s fly ball coverage area with no one on base. In many such cases, based on the actions of U3, the first-base umpire will be responsible for plays on the batter-runner at both first and second base, or in some cases all three bases. To be in the best possible position to take these plays and stay ahead of the batter-runner, U1 must move or “slash” immediately into the diamond in the direction of second base immediately on all fly balls hit in U3’s coverage area.

It should be our goal to beat the batter-runner to an initial play at second or third base, allowing an umpire to make late and meaningful adjustments as the play develops or to be in a good position to move back in a direction toward first base if that batter-runner decides to stay at first. In both cases, immediate movement into the diamond puts umpires in the best position to rule on all plays and never trail the batter-runner into a base playing catch-up from the line or coach’s box. If U3 moves across the diamond to assume responsibility for the batter-runner at second base as U1 has begun to slash, U1 can easily retreat toward first base or even the coaching box and remain in rotation for the play.



It is very important that all umpires use strong visual and verbal communication in situations where dual responsibilities exist and coverages overlap. This communication will not only help umpires more effectively cover plays, but will ensure that breakdowns in fly ball and base coverages happen less frequently.

The first-base umpire will remain the quarterback on fly balls when both base umpires are on the lines. It is acceptable for the third-base umpire to hold the line at third base, render a fair/ foul decision and come back for plays at third base while U1 assumes responsibility for the batter-runner at first and second base. If this does occur, it is very important that umpires are in constant verbal and/or non-verbal communication ensuring they are on the same page.

It is important to note that in all R1 and R2 situations, regardless of the number of outs, if U1 does not go out, it is suggested U1 immediately move into the diamond, putting U1 in the best position to take all possible plays based on the variable status of the baseball. If the ball is caught with less than two outs, U1 can rotate to home plate from a position inside the diamond for plays on R2. If the ball drops, U1 is ahead of the batter-runner for a possible play at second and in a good position to retreat to first for a play back into the base.

## **2.3 Distance From Tag Plays**

With replay looming over every umpire decision, all calls are scrutinized and analyzed more than ever, especially those that are proven to be missed using video replay. For years, we saw umpires too far from plays, not having enough time to adjust their position to keep all elements of the play in view. As our game evolves, sudden and unpredictable movements of the runner and/or fielder have become more commonplace (think swim moves by runners and decoys by fielders acting as if the ball is not on the way) and the speed of these types of plays has made umpires who have adjusted too close vulnerable to not seeing the limits of the play along the entire sliding path and to missing a key element of the play. The committee encourages all umpires to constantly evaluate their position on tag plays, moving into a position where they are close enough to make meaningful adjustments, but far enough away to take advantage of the wide-angle lens needed to see all elements of certain plays before rendering a decision. This distance can and will vary by play and by umpire.

## 2.4 Recording Trips

In recent years, multiple umpires on the field, and in many cases all the umpires on the field, have been tasked with recording offensive and defensive conferences. Umpires are encouraged to discuss the process of recording trips in their pregame to meet the specifications of their conference coordinator and ensure that at no time are all umpires on the field recording with their heads down at the same time. At least one umpire must have a head up, engaged in any action that might take place during or immediately after a charged conference.



### 3.1 Character

Umpires are expected to exhibit and uphold the standards of integrity of the umpiring profession. The image of an umpire demands honesty and high ethical standards. Umpires should make every decision based on the circumstances and facts presented, regardless of an umpire's past history with a particular player or team. No umpire should ever threaten a player, coach or team with future retaliation.

1. Realize the importance of your position and at all times uphold the dignity it demands.
2. Never be jealous of a good break another umpire gets. Your turn may be next.
3. Never use your senior position to embarrass a partner.
4. Be receptive. Open your mind to new concepts and ideas.
5. Be honest with yourself. Unreal expectations place an extra burden on an already intense job.
6. Become a leader. If you adopt a philosophy that you're going to help others reach their goals, you will reach yours.
7. Be passionate. If you're passionate about integrity, honesty and professionalism, you've improved your quality of life through umpiring.
8. Be courageous. Doing what is right and defensible — versus what's popular or safe — takes strong will and conviction.
9. Be aware that perception of you and umpiring can be just as important as ability, and is developed by conduct and actions on and off the field.
10. Enjoy and have fun in your position.

## **3.2 Conduct and Ethics**

1. Umpires shall bear a great responsibility for engendering public confidence in sports.
2. Umpires shall be free of obligation to any interest other than the impartial and fair judging of sports competitions.
3. Umpires shall hold and maintain the basic tenets of officiating which include history, integrity, neutrality, respect, sensitivity, professionalism, discretion and tactfulness.
4. Umpires shall master both the rules of the game and mechanics necessary to enforce the rules, and shall exercise authority in an impartial, firm and controlled manner.
5. Umpires shall uphold the honor and dignity of the profession in all interactions with student-athletes, coaches, school administrators, colleagues and the public.
6. Umpires shall display and execute superior communication skills, both verbal and non-verbal.
7. Umpires shall prepare themselves both physically and mentally and shall comport themselves in a manner consistent with the high standards of the profession.
8. Umpires shall not be party to actions designed to unfairly limit or restrain access to officiating, officiating assignments or to association membership. This includes selection for positions of leadership based upon economic factors, race, creed, color, age, sex, physical handicap, country or national origin.
9. Umpires shall be punctual and professional in the fulfillment of all contractual obligations.
10. Umpires shall work with each other and their governing bodies in a constructive and cooperative manner.
11. Umpires shall never participate in any form of illegal gambling on sports contest, may never gamble on any sporting event in which they have either a direct or indirect involvement, and may never gamble on events involving college athletics.



12. Umpires shall not make false or misleading statements regarding their qualifications, rating, credentials, experience, training or competence.
13. Umpires shall accept responsibility for all actions taken.

– Adopted from the Officiating Development Alliance

### **3.3 Standards for Removal from the Game**

NCAA baseball umpires are entrusted with the authority by rule to remove or eject any participant or member of team personnel from a game. That responsibility should never be taken lightly. The NCAA recognizes that every situation is unique and that umpire discretion is essential to proper rule enforcement. While there are possible unique and extraordinary circumstances, student-athletes and coaches look to the umpires for uniformity in applying consistent standards for ejections. The following general principles should be considered when deciding whether to eject a coach, student-athlete or another member of team personnel from a game.

1. Use of profanity specifically directed at an umpire or vulgar personal insults of an umpire, including accusations of bias or cheating are grounds for an immediate ejection (NCAA 2-25).
2. Once a ball-strike warning has been issued and the umpire notifies the head coach, no coach or player is allowed to continue to argue balls, strikes or half swings from any location. Offenders are subject to immediate ejection (NCAA 3-6f, AR 1).
3. Physical contact with an umpire including bumping, cap billing, shoving, kicking, spitting or spraying or any other physical abuse or threat of physical abuse is an automatic ejection and suspension without a warning (NCAA 5-16b).
4. Refusal to stop arguing and further delaying the game after the umpire has provided the head coach adequate opportunity to make a point is grounds for ejection. The umpire should warn the head coach that he has been heard and that he should return to his position or be ejected. Following an ejection a prolonged

argument by any team personnel will lead to suspension (NCAA 2-53, NCAA 5-15a AR 4).

5. If a coach or student-athlete leaves his position or the dugout to argue balls and strikes (including half swings) the individual will be subject to immediate ejection (NCAA 3-6f, AR 2).
6. "Step balk," the head coach is allowed to receive an explanation from the umpire that the call was a for a step balk. Should the head coach continue to argue the call, he will be warned to immediately return to his position (or the dugout) or be subject to immediate ejection.
7. During an argument, if a coach or student athlete makes reference to having observed a video replay that purportedly contradicts the call under dispute, such person is subject to immediate ejection.
8. The use of histrionic gestures (e.g., jumping up and down, violently waving one's arms, or other demonstrations) while arguing with an umpire or stepping out of the dugout or out of the batter's box and making gestures toward the umpire are grounds for ejection.
9. Throwing anything out of the dugout (towels, cups, equipment, etc.) is grounds for an automatic ejection. Actions by players specifically intended to ridicule an umpire are grounds for ejection. An example would include drawing a line in the dirt to demonstrate where the player thought the pitch was thrown.
10. Throwing equipment in disgust over an umpire's call will be grounds for ejection. The umpire may warn the offender for throwing equipment, but if the umpire deems the action severe, the umpire may eject without warning.
11. Any coach or student-athlete who fails to comply with an order from an umpire to do or to refrain from doing anything that affects the administering of the rules and regulations governing play is subject to ejection. Examples include failure to stay within the lines of the batter's box after a warning, refusal to submit a piece of equipment for an umpire's inspection, etc.
12. Ejected persons must comply with the NCAA rules and be out of "sight and sound." Once the ejected person has left the field



or dugout, it is the responsibility of the ejected person and of the home institution's game management to ensure the ejected person complies with all NCAA rules regarding ejections and to report any infractions to the NCAA and respective conference office.

While the standards listed above justify an ejection, they are not all inclusive and umpires are granted discretion to eject any participant, without a warning for objecting to decisions or for unsportsmanlike conduct or language. Many ejections also carry automatic suspension penalties depending upon the specific personnel ejected and the reason for the ejection. In addition, there are other situations that result in immediate ejections, such as a batter charging the pitcher with the intention of fighting, a pitcher intentionally throwing at a batter after a warning or in some instances, without a warning.

### **3.4 Coach/Umpire Philosophy**

While head coaches will still sometimes cross the line when it comes to the interactions with an umpire during a situation, it is imperative that an umpire be the calming influence as opposed to being out of control.

Even if a coach goes ballistic, an umpire is expected to remain professional in his actions. By doing that, and by requesting the same actions from an upset coach, the umpire will diffuse a situation quicker and the game can resume.

While most umpires are aware of their role and responsibility in dealing with confrontational situations, there is still improvement to be made.

- **Stay Calm**

Nothing good can happen when you are just as upset in a discussion as a coach. Coaches are emotionally involved; some are fighting for their jobs and livelihood every game of every season. That is rarely true for an umpire. When umpires lose their composure, they have forgotten their role is to manage the game and the situations that arise.

- **Watch What You Say, Where You Say It**

There is simply no defense for using improper language, whether on the field, in the locker room or anywhere that someone from a team can hear you. You never know who is listening or when there is a recording being made. Even in a casual postgame





conversation at a nearby restaurant, you need to keep it clean and don't make any statement that can be used against you.

- **Watch Your Hands**

An umpire should never be the one to initiate contact with a player or coach. Players and coaches face suspension penalties (at a minimum) for making contact with an umpire. If stepping in between an irate coach/player and another umpire or holding up a stop sign does not stop the improper actions, you are better off letting the out of control coach continue to act out. He will face consequences. Even if the coach is out of control, you are likely to only make the situation worse if you do something you aren't supposed to do.



## 3.5 NCAA Misconduct Penalties

Type of Offense	Offender	Consequence for First Offense	Consequence for Second Offense	Consequence for Third Offense	Rule Ref.
Unsportsmanlike conduct or language directed toward an umpire or an opponent	Assistant coach, player or team personnel	Ejection from present contest plus a one-game suspension	Ejection from present contest plus a three-game suspension by the same individual in the same season	Same as second offense	2-26-f
Unsportsmanlike conduct or language directed toward an umpire or an opponent	Head coach	Ejection from present contest - no suspension	Same as first offense	Same as first offense	2-26-f
Unsportsmanlike conduct or language directed toward an umpire or an opponent	Player whose last listed position is that of a pitcher	Ejection from present contest plus a four-game suspension	Same as first offense	Same as first offense	2-26-e
Game Misconduct – removing team from the field; refusing to continue	Head coach	Ejection from the present contest plus a two-game (2) suspension	Same as first offense	Same as first offense	5-15-b
Prolonged or continued arguing, offensive language or excessive expressions directed at an umpire or game official after an ejection	Any participant	Two-game suspension added to the present accumulative total for applicable suspension penalties	Same as first offense	Same as first offense	2-26-h; 5-15-a (4)
Fighting	Any participant	Ejection plus a four-game suspension	Ejection plus a suspension from the team's next five contests	Ejection plus a suspension for the remainder of the season, including postseason competition	5-16-a
Physical abuse of participants or umpires	Any participant includes head coach	Ejection plus a four-game suspension	Ejection plus a suspension from the team's next five contests	Ejection plus a suspension for the remainder of the season, including postseason competition	5-16-b
Leaving dugout or bullpen at the time of a potential altercation or fight	Player(s) or team personnel (excluding coaches)	Ejection from present contest plus a one-game suspension	Same as first offense	Same as first offense	5-16-c
Leaving position to participate in a fight	Any participant	Four-game suspension after the ejection	Suspended for the remainder of the season	N/A	5-16-c, Penalty (1), (5)



Intentionally throwing at a batter	Pitcher, or pitcher and head coach	Ejection plus a four-game suspension. The head coach is not ejected if no warning is given, if a warning has been given, the head coach is ejected from that game and suspended for one game	Ejection plus an eight-game suspension. The head coach is not ejected if no warning has been given, if a warning has been given, the head coach is ejected and suspended for one game	Ejection plus a suspension for the remainder of the season, including postseason. If no warning is given, the head coach is not ejected. If a warning is issued, the head coach is ejected and suspended for one game	5-16-d, (1), (2), (3)
Verbal abuse/bench jockeying	Any participant or game personnel other than head coach	After a warning, offender is ejected for that game plus a one-game suspension	When verbal abuse/bench jockeying continues, head coach is ejected (no suspension). All others ejection plus one-game suspension	Same as second offense	5-17
Failure to leave sight and sound of the playing field and grandstands after an ejection	Any participant	Three-game suspension added to any penalties already accumulated	Same as first offense	Same as first offense	3-6-d, Note 2 and 3
Collision rule	Player	Ejection from the present contest. One-game suspension	Same as first offense	Same as first offense	8-7
Ejection for tobacco use	Player or team personnel and head coach	Ejected from present contest plus one-game suspension for everyone other than the head coach	Same as first offense	Same as first offense	3-11
Post-participation ejection for unsportsmanlike conduct	Assistant coach, player (other than a pitcher) or team personnel	Ejection from next contest plus a one-game suspension. These two games will be added to any other applicable penalties for other offenses	Ejection from next scheduled contest plus a three-game suspension for a total of four games. These four games will be added to any other applicable penalties for other offenses	Same as second offense	2-26-c; Appendix D
Post-participation ejection	Head coach	Ejected from team's next game-No Suspension	Same as first offense	Same as first offense	2-26-c; Appendix D
Post-participation ejection for a pitcher	Player whose last listed position is that of a pitcher	A total suspension of four games	Same as first offense	Same as first offense	2-26-e
Possession or use of any foreign substance or moisture applied to the hand or fingers, or do anything to deface the ball	Pitcher	Ejection plus four-game suspension	Ejection plus four-game suspension	Ejection plus four-game suspension	9-2-e

*Note 1: It is the responsibility of the institution's Head Coach and Director of Athletics to administer and enforce any suspension penalties.*  
*Note 2: Suspension penalties, regardless of the number, shall be served during the offending team's next scheduled contest(s). Post-participation ejections and any applicable suspension penalties shall be served during the offending team's next scheduled contest(s). Penalties for ejections and suspensions shall be served during the next scheduled contest(s).*  
*Note 3: A listing of ejection and suspension procedures is contained in Appendix D.*



## Section **4** General Principles & Guidelines

---

### 4.1 Style and Form of Calls

Umpires may have individual mechanics in style and it is recognized that the individual styles of umpires have evolved over a number of years. However, certain fundamentals should be evident in signals and calls.

1. Umpires shall make a signal on all calls with the exception of ball and an obvious catch of a fly ball. Signals are to be visible, crisp and clear. Voice calls should be clearly audible.
2. All signals should project decisiveness to the teams, fans and media. Signals should not be slow to the point of appearing uncertain or causing confusion for the participants, fans or media.
3. Umpires are expected to increase the assertiveness of their call signal and voice as the play becomes closer. A casual, laid-back signal is not appropriate in a crucial, close play. However, over-elaborate, excessive signals are not an acceptable technique either.
4. Umpires should strive to see all plays with body and head in a stable position, not on the move. Whenever possible, a call should be completed in its entirety prior to turning or moving to another position.

### 4.2 Handling Situations

Umpires must walk a fine line between keeping the game under control and not exacerbating situations with over-aggressive or arrogant actions. Although every situation is unique, umpires on the field should follow the guidelines below:

1. Umpires should remain calm, professional, tactful, firm, in control, fair and impartial. They cannot be perceived as overly aggressive, confrontational, hot-headed, short-tempered, timid, intimidated or nervous. Umpires must never display impatience or a condescending attitude.

2. Umpires are expected to understand their role as a steady, calming influence on the game. Umpires must be able to sort out complex and important situations and cannot be hesitant to make unpopular decisions.
3. Umpires should never ignore occurrences on the field that require their attention to maintain order and control. But when difficult situations arise, it is essential that umpires stay above the emotional fray and never lower themselves to the excitable level of a particular player or coach. Umpires must be clear and decisive, while not overly aggressive or overbearing. They are expected to become more assertive if the situation calls for such, but must control their temper at all times. All in all, umpires must calm volatile situations while keeping control and managing them.
4. Umpires should listen to head coaches if discussions are reasonable and non-emotional. Correct body language is critical during any discussion. Umpires are to be firm and authoritative in conversations with head coaches — but should never initiate an argument. Umpires must not create unnecessary friction by ignoring reasonable inquiries. At the same time, umpires must command respect during difficult situations and never tolerate personal abuse.
5. Umpires must avoid sarcastic remarks and profanity and not insist on the last word. Individual conferences have policies in place that will not tolerate umpires' language, which, if used by a player or coach toward an umpire, would result in discipline.
6. Umpires must not charge a player or coach or follow them if the argument is over and they are walking away. Umpires cannot look for trouble or invite arguments. If a situation can defuse itself, umpires must allow it to happen. Umpires must not be perceived as having escalated a situation.
7. Umpires must not initiate contact with a player or coach. Initiating contact, including "bumping" and physical finger pointing, will subject umpires to disciplinary action.



### **4.3 Handling Fights**

All umpires must be constantly aware of situations that may lead to a physical confrontation between participants. If an umpire senses tension rising or actions that commonly lead to a fight, they should immediately intervene and use preventive officiating techniques to stop any escalation. If a batter is hit by a pitch, the plate umpire should immediately read the situation and if necessary move to a position to prevent the batter from charging the mound. Often that is not possible as the batter charges quickly and other players are converging. If a physical confrontation has started, all umpires should remain far enough away from the action to be able to identify the participants and not try to stop the confrontation themselves. Umpires must refrain from physically touching players and coaches at any time. After the altercation is over, the entire crew should get together to discuss the possible ejections. After the discussion as a crew, the crew chief should notify each head coach of the ejections, reason for the ejections and if they are suspendable offenses. Umpires are not to discuss lengths of suspensions — those matters are to be handled by the conference office or NCAA.

### **4.4 Suspensions**

If an individual is suspended, the head coach must be notified of the suspension and this notification **MUST** occur before resuming the game and not delayed until after the game. In addition, the umpire will notify game management before leaving the site. The umpire will also notify their conference coordinator immediately after the game and must file the online NCAA Umpire Incident/Ejection/Suspension report within eight (8) hours of the contest.

### **4.5 Protests**

Any protest by the coach of a competing team must be made at the time of the action or incident that caused the protest and before play is resumed. If the game ends (legal contest) in a protestable situation, the offended team has until all fielders have left fair territory to voice its protest intentions. All protests must be made to the umpire-in-chief. No protest shall be allowed involving a judgment decision by an umpire.



## Section **5** Basic Umpiring Guidelines

---

### 5.1 Mechanics Philosophies/Basic Concepts

- A. Umpire mechanics are a series of compromises.
- B. Base coverage and mechanics are based on the most likely play to happen next.
- C. Mechanics should not be based on unlikely second or third play developments.
- D. Mechanics should not be based on limiting the amount of effort an umpire must exert.
- E. The crew needs to work together to cover the entire field of play without limiting the workload of any one umpire.
- F. College-level umpires must be able to read batted balls and runners and be able to react appropriately with correct mechanics.
- G. While fair/foul and catch/no catch are the first things that can happen on a play, those calls do not automatically call for an umpire to leave their position. On plays that will be extremely close, the umpire should go out to rule.
- H. College umpires do not work an entire season with the same partner and therefore mechanics must be consistent from crew to crew across the country.
- I. Crew communication before every new hitter and during play situations is critical.
- J. Umpires should regularly glance at their partners to assure expected movement and coverage.



## **5.2 Basic Starting Positions**

“A” – in foul territory behind first base

“B” – within the infield, half the distance between the pitcher’s rubber and first base and half the distance between the pitcher’s rubber and second base.

“Deep B” – along the grass dirt line on the first-base side of second base.

“C” – within the infield, half the distance between the pitcher’s rubber and third base and half the distance between the pitcher’s rubber and second base.

“Deep C” – along the grass dirt line on the third-base side of second base.

“D” – in foul territory behind third base.

## **5.3 General Balk Responsibilities**

- A. All umpires should intently watch for all actions that could cause a balk.
- B. If you see a balk, you should call it immediately regardless of your position on the field.
- C. Other umpires should mirror the balk call of their partners to ensure everyone on the field is clear that a balk has been called. (If a coach comes out to argue the call, the umpire that had the balk should walk toward the coach and explain the call.)
- D. There are some balks that are more obvious from some positions (see specific crew sections for details).

## **5.4 Rundown Plays**

All umpires must work to get good angles on run down plays and not get straight lined on the tag. In general, the umpire that has the clearest view of the tag should take the initiative on making the call. Good eye contact between partners is essential.



## **5.5 Positioning for Taking Plays**

The illustrations shown in this manual do not depict actual positions for umpires as plays develop. The illustrations do show the bases for which each umpire is responsible in given situations. Due to the numerous complex possibilities of plays at each base and the plate, umpires are given flexibility to take plays from a position that they deem to be most advantageous without taking themselves out of position for a possible next play.

## **5.6 Crew Pregame Meeting**

The crew chief or plate umpire should conduct a thorough pregame meeting before each game. There should also be a post-game debriefing during which unusual plays, unusual situations, crew self evaluation and game assessment takes place.

An outline of what should be covered in the pregame meeting includes:

### **Pregame Conference Outline**

1. Notify home institution that the crew has arrived
2. Confirm start time
3. Discussion topics
  - a. Uniforms
  - b. Points of emphasis
4. Pregame conference
  - a. Positioning
  - b. Ground rules by home coach
  - c. PU does all talking unless otherwise directed
  - d. National Anthem position
  - e. Run to positions
5. Check swing responsibilities and mechanics
6. Swipe tag and pulled foot mechanics
7. Fair/foul responsibilities
8. Outfield coverage



9. Non-verbal signals
  - a. Infield fly
  - b. Standard rotation
  - c. Reverse rotation
  - d. Umpire going out
  - e. Appeal
  - f. Time Play
  - g. Trap/catch by catcher on third strike
  - h. Outs and count
  - i. Eye contact
10. Review CCA manual play situations
11. Appeals: base touches and tag ups
12. Handling dugouts
  - a. Arguing balls and strikes
  - b. Bench jockeying
13. Arguments
  - a. One on one
  - b. When to step in and when to leave them alone
  - c. After an ejection the umpire should turn and walk away
14. Fights
  - a. Try to stop participants before the fight starts
  - b. If you can't stop them, step back and take numbers of participants
15. Closing
  - a. Rule or mechanics questions
  - b. Hustle at all times
  - c. Communicate
  - d. Good eye contact
  - e. Good timing
  - f. Get plays right
  - g. Have fun and enjoy what you are doing



## Section **6** Previous Points of Emphasis

---

The CCA manual is now in its 21st edition, and it gets updated every year with changes voted on by the Division I conference umpiring coordinators. Except for the first manual, each manual has included points of emphasis. Those topics have been what the national umpiring coordinator, director of umpire training, baseball umpire advisors and conference umpiring coordinators have felt needed extra attention across the country.

Those items have either been a change in the mechanics for that year or an area in which there was a need for awareness, improvement or greater consistency.

Some topics have been repeated in the points of emphasis. Umpires should keep their previous manuals and refer to those sections as needed, helping to ensure that issues that have existed in the past do not resurface. Keep in mind that old points of emphasis may no longer apply due to changes made in later years.

With that in mind, here are the points of emphasis for the 2023 season that appeared in the CCA Baseball Umpires Manual.

### **2023**

#### **Fly Ball Focus**

Regardless of the umpire system, one of the hardest and most frequent responsibilities we have is reading fly balls and deciding whether to go out. Often, when we make the incorrect decision, it is because we do not take the adequate amount of time to process all the factors involved in determining our action. General guidelines for this process are as follows:

1. Understand instances of trouble, to include:
  - a. Fair and foul decisions, including fielders moving toward the line aggressively
  - b. Fielders moving straight in or straight back aggressively (catch below the waste or a dive)
  - c. Converging fielders
  - d. Fly balls challenging the fence, possibly leaving the field in flight or on a bounce
  - e. Adverse weather conditions such as wind, rain, or sun
  - f. Note: The ability of an umpire to go out and standard for trouble may be altered/limited by the umpire system or starting position on



the field of the calling umpire (such as not leaving the infield in the two-umpire system, among others).

2. Pause and identify if a fly ball is clearly within our specific fly ball coverage area, clearly in our partner's area, or in a coverage area where multiple umpires share fly ball coverage responsibilities. This determination will dictate our next movement, depending on the umpire system. Note: Identifying the position of fielder pre-pitch can aid this process.

3. Pause and read the other umpires on your crew if the ball is in a possible shared coverage area and once it is determined fly ball responsibility is yours, subsequently, read the movements and actions of the fielders in the vicinity of the ball. It is recommended umpires engage in this part of the process from a stopped position, opened to the fielders, commonly known as a read-step, while giving significantly more attention to the actions of the fielders, rather than the flight of the ball. Be cognizant that the various umpire systems and your position on the field can change the amount of time available to make your read.

4. React to the fielder's movements. If you make the decision not to go out, continue through the mechanics of the system maintaining or passing off fly ball coverage as defined in this manual. If you make the decision to go out:

a. Communicate your actions verbally ("I'm out") and/or non-verbally (turning your back and running to the outfield) to your crew. Note: Coordinators will play a large role in defining how this communication takes place in their respective conferences.

b. Move into the best position to rule on the catch/no-catch. Broadly, optimal positioning will put the umpire "in the window" to view all elements of the catch including the ball entering the glove. Movements shall be under control to allow umpires to stop timely.

c. Set before any critical action of the ball or fielders occurs. Priority should be placed on being set for this type of play, rather than advancing an additional step or two (commonly branded "move as far as the play will allow"). Umpires should remain in an athletic position while observing this action should subsequent movement be necessary.

d. Finish the elements of the play. Umpires should not take their eyes of a catch determination until all elements of a rule book defined catch have been satisfied.

e. Signal your determination of the play, understanding your

back is often to the playing field and press box in these scenarios. While engaging in this process, focus on making safe reads on fly balls. Understanding this process will never be perfect, erring on the side of “going out” and having an umpire out for a routine catch is preferable to fielders diving and crashing with no umpire in the outfield.

### **Directing Coaches To The “45”**

The NCAA has spent significant time and resources identifying a course of action to address the rising number of head coach ejections in NCAA baseball. While ejections will always exist, it is the goal of the conference coordinators and umpire improvement program to provide all NCAA umpires with tools to handle all situations in a more consistent manner. As part of this ongoing initiative, umpires must continue to direct all head coach/umpire interactions to the 45-foot mark of either the first or third base foul line, or outside of the dirt circle depending on the discussion and involved umpires(s), remembering to conduct socially distant conversations.

We strive to eliminate situations where head coaches are emotionally running on the field in the direction of a base umpire or entering the dirt circle to address the plate umpire. The process of directing coaches to rulebook mandated positions on the field will allow head coaches and umpires an adequate amount of time to get emotions under control and conduct a professional and meaningful discussion.

With these protocols, it is inevitable a conversation will start in an unacceptable position under the guidelines. It is critical for umpires to direct head coaches to one of the acceptable spots on the field in a calm, non-confrontational manner, communicating a desire to talk to them, listen to them, explain to them, or answer their questions while firmly expressing it must take place at one of the designated spots. If a head coach refuses to comply, the NCAA has provided us with the tools to handle this situation, utilizing an official warning and a subsequent ejection, if necessary.

Umpires must be aware of head coaches moving to these designated conversation points. It is not acceptable for umpires to stay in their starting positions or refuse to meet a head coach at one of the designated spots. We are requiring coaches to conduct conversations in certain designated places and we too must follow protocols and engage properly and professionally.

It is our hope that through consistent enforcement of this policy, we can decrease the number of ejections in our game and encourage continued relevant and meaningful conversation between head coaches and umpires.



## **Prolonged Suspension**

The NCAA Baseball Umpire Program, in conjunction with conference coordinators of baseball umpire, have a goal to eliminate confusion across the entire collegiate baseball landscape concerning the inconsistent application of the Prolonged Participant Suspension.

First, a definition of prolonged: continuing for a notably long time; extended in duration.

The interpretation as it relates to NCAA rule 2-26-h and 5-15-a(4): continued arguing, offensive language or excessive expressions directed at an umpire or game official after an ejection.

During the fall of 2022, coordinators will begin the discussion during coaches' meetings to educate coaches and administrators on the actions of a coach that would necessitate a prolonged suspension. The NCAA Baseball Umpire Program will highlight it in the 2023 NCAA Rules and Officiating Video, and we will ask the American Baseball Coaches Association to address it at their annual meeting, held Jan. 5-8, 2023.

Everyone involved must understand that not all situations are the same and not all will require an additional formal warning. The type of action used by a participant — offensive language, excessive or aggressive behavior — could dictate an automatic prolonged suspension by rule and definition.

The NCAA Baseball Umpire Program and coordinators will educate all officials to first issue an additional warning to a participant which reiterates that an ejection has already occurred, and any subsequent actions may lead to a prolonged suspension.

Unless automatic, whereas the participant's actions warrant, an umpire has been instructed first to warn any individual before being ejected with a visible stop sign. It is required that the warning includes this exact verbiage: "This is your warning. If you continue, you will be ejected." If there is an ejection, the ejecting umpire will immediately walk away and refrain from any further dialogue with that individual. (Go in a direction opposite of the offending team's dugout or toward the infield/outfield).

We will instruct (teach) the crew chief or appropriate partner to intervene and handle all matters of the situation once the individual is ejected. If a prolonged or failure to leave promptly suspension is warranted — it may be issued by another member of the crew — however, if the actions of the participant intensify to an unsportsmanlike level, prior to the intervention of ejecting umpires crew, the ejecting official can and will issue a prolonged suspension. The crew chief or appropriate official must convey the following language: "You have already been ejected. If you continue, you will be issued a prolonged suspension by rule." If the offender continues,

then the official can stick a hand (two fingers) in the air indicating an additional suspension for prolonged arguing after being ejected.

1. In determining whether a participant's actions warrant a prolonged suspension the crew should confer and determine if a suspension is warranted.

2. As example: after an ejection — the participant just won't leave. Physical distancing will still be practiced during an on-field argument or discussion.

The NCAA Baseball Rules state an umpire should direct any head coach toward the 45-foot mark of either the first- or thirdbase fair/foul line. Furthermore, umpires are to direct personnel coming on the field for argument or discussion around the home plate area and require the head coach to stay on the grass of the dirt/grass circle surrounding the home plate. No exceptions regarding this matter.

### **Be Stopped and Still for Force Plays**

In order for an umpire to increase his odds for getting a force play correct, it is best if he is in the optimal position to view the play. He must be stopped and still.

While many umpires are programmed to be making moves or adjustments as tag plays evolve, force plays are best judged from a totally stopped and still position. On force plays the umpire moves quickly to the best position, and stops and faces the base after the throw is released. It is recommended that once the umpire is in his final position and facing the base, he remains still and focuses on the play.

Many umpires ask if they need to go set at first base. It is no longer mandatory for an umpire to assume a down position like a scissors or "hands on knees" set. On plays at first base where the play seems routine, a hands on knees set is usually okay. Occasionally, the umpire may see a play that is not routine, such as a likely pulled foot or the fielder having to come off the base to tag the runner. For these non-routine plays it is far easier to make adjustments from a standing set. At second base force plays, umpires should remain in a standing set-not going hands on knees.

### **Strike Zone**

Enhanced technology and video now allow for stakeholders, coordinators, and umpire supervisors to evaluate each pitch of a game. The work of the home plate umpire has never been evaluated more strictly, or accurately. While this technology is forbidden for use during a contest, there is no quicker way to erode your credibility than having a review of a game show consistent inaccuracies in your decision making as a home plate umpire. Gone are the days of the



wide strike zone that ends at the top of the belt and does not include the bottom of the kneecaps and here to stay is a mandate for a strict rulebook accurate interpretation of the strike zone.

To review, the strike zone is defined as the area over home plate from the bottom of the kneecaps to the midpoint between the top of the shoulders and the top of the uniform pants as the batter prepares to swing at a pitched ball. Umpires must make a significant effort to understand and calibrate a strike zone to include pitches which are at the extreme top and extreme bottom of the rulebook defined strike zone. While catcher's influence and reception may still play a minor role in the delineation of ball and strikes, a steadfast commitment to how the catcher receives a pitch is not the standard by which a pitch should be judged. Accurately discerning pitches just off the plate as balls, but not accurately discerning pitches at the extreme top and bottom of the zone as strikes will cause an inequity in the game slanted towards the offensive team.

Umpires must calibrate and prepare to discern a rulebook defined strike zone.





Key



Plate umpire



First-base umpire



Second-base umpire



Third-base umpire



Right-field umpire



Left-field umpire



Judgment point



Pause



Batter-runner



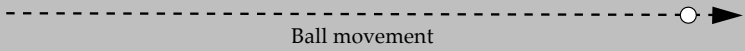
Runner on first



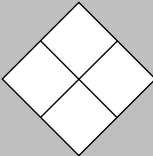
Runner on second



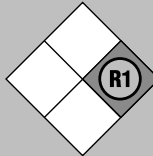
Runner on third




Ball movement




No runners on




Runner on first



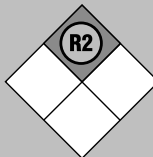
Runners on first and second



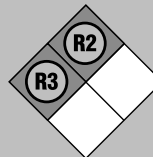
Runners on first, second and third



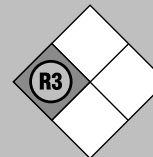
Runners on first and third



Runner on second



Runners on second and third



Runner on third



## **Section 7**

# **Mechanics for a Crew of Two Umpires**



## Mechanics for Two Umpires

### 7.1 Basic Principles

1. Angle is primary, distance is secondary. While this mechanics manual does not delve into the specifics of where an umpire should take a play, know this: With only two umpires, you're not going to be able to get as close as you'd like on some plays. Work to get a great angle.
2. The plate umpire (PU) will move. Helping on a pulled foot at first base ... helping on slides at second base ... covering plays at third base ... the PU is responsible for much more than balls and strikes.
3. Studying two-umpire mechanics will help you understand three umpire mechanics. The two-umpire system is the basis for many coverages with multiple umpires.

### 7.2 Balk Concentration

There are some balks that are more obvious from some positions.

#### A. PU should concentrate on:

1. Left-handed pitchers stepping to the plate.
2. Left-handed pitchers coming to a complete stop.
3. Right-handed pitchers coming to a complete stop.
4. Right-handed pitchers gaining ground on the jump turn.
5. Right-handed pitchers closing their front shoulder before the jump turn.
6. Right-handed pitchers breaking their front knee before jump turn.

#### B. U1 should concentrate on:

1. Left-handed pitchers coming to a complete stop.
2. Right-handed pitchers breaking their front knees before the jump turn.
3. Right-handed pitchers gaining ground on the jump turn.

Note: U1 is no longer responsible for left-handed pitchers stepping to the plate.

### **7.3 Basic Outfield Coverage**

- A. Do not go out automatically on all fly balls in your coverage area.
- B. Pause, read and react. Then go hard and get a good angle. Be stopped when the play occurs.
- C. Four conditions that require an umpire to go to the outfield:
  - 1. The outfielder turns and begins to run toward the outfield fence (possible home run).
  - 2. Multiple players converging on a fly ball.
  - 3. A catch being made below the waist.
  - 4. Outfielder moving toward the foul line and possible fair/foul decision.
- D. If in doubt, go out on fly balls in your coverage area.
  - 1. If you are going out, go out hard.
  - 2. Leave no doubt in your partners mind about whether or not you are going out.
  - 3. If you are not going out, hold your arm out to your partner with your palm facing him and continue with your responsibilities.
  - 4. Once you go out, do not return until the play is complete.
    - a. Exception: With no runners on base and U1 goes out, U1 would return to the plate after ruling no catch for any play on the batter-runner there.
  - 5. U1 positioned within the infield should never cross the base path to observe catch/no catch.

### **7.4 Overthrows**

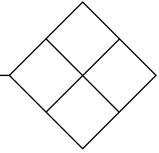
Overthrow responsibility belongs to the plate umpire with one exception.

If the base umpire (with no runners on) goes to the outfield and then rotates to home, overthrow responsibility will then belong to the base umpire at the plate on all overthrows, except the plate umpire (rotated to third) will have the overthrow at third base that goes toward the outfield.

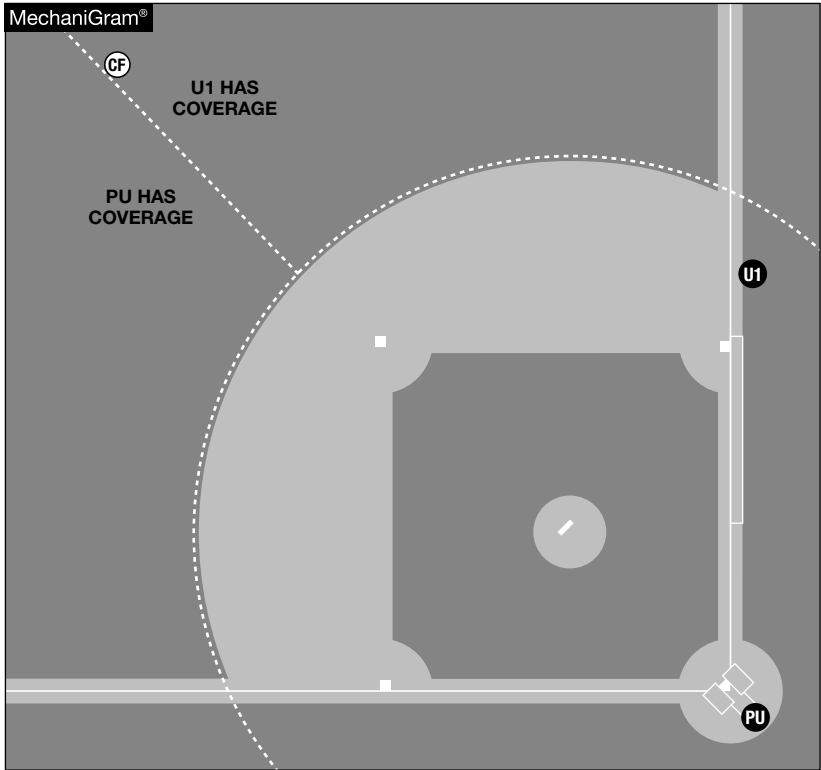




7.5.1 NO RUNNERS ON



## Initial Positions and Outfield Coverage



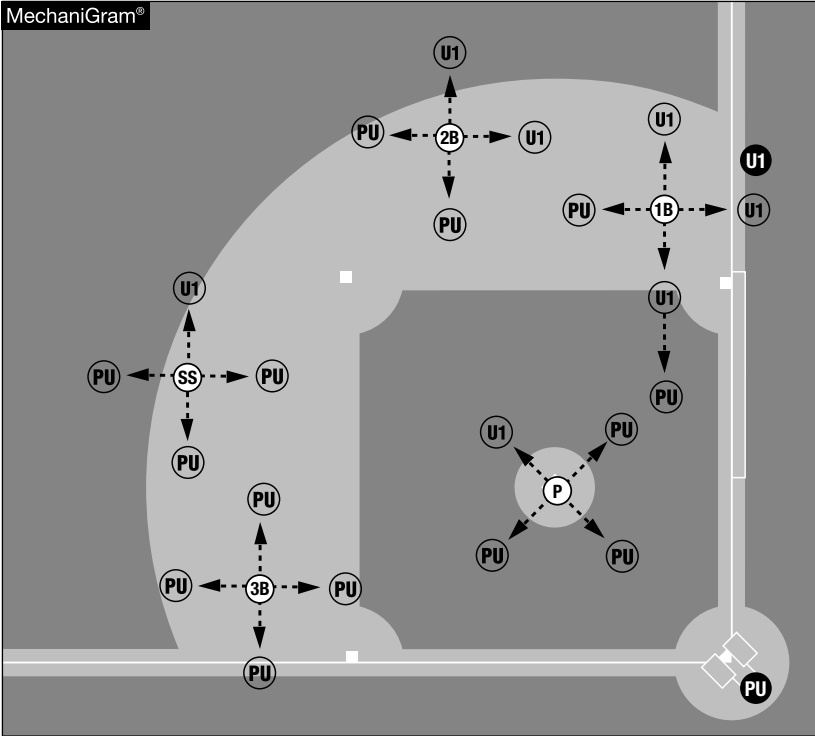
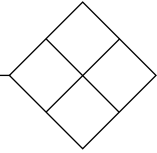
**Action on the field:** No action

### **Umpire responsibilities:**

**PU:** Has center fielder moving toward the left field foul line and any ball hit to the left fielder.

**U1:** Is in the "A" position. U1 dictates outfield coverage and has the center fielder straight in and straight back and any ball hit to the right fielder.

Infield Catch Coverage



Action on the field: No action

Umpire responsibilities:

PU has catches:

1. By the pitcher moving in, left or right.
2. By the first baseman moving significantly in or right.
3. By the third baseman in all directions.
4. By the shortstop moving in, out or toward third base.
5. By the second baseman moving in or toward second base.

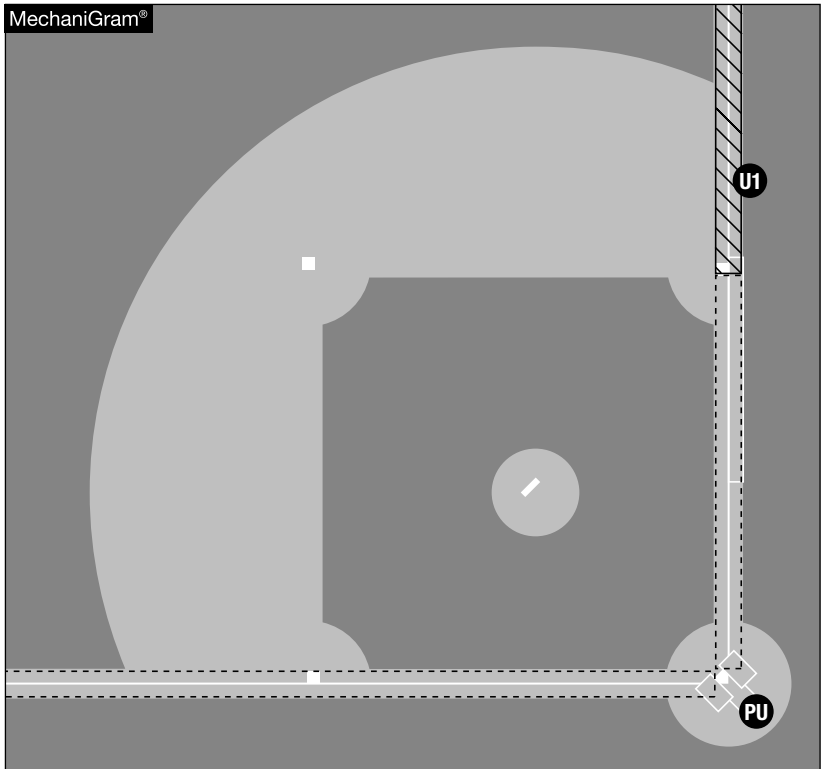
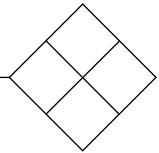
U1 has catches:

1. Immediately in front of the first baseman, out or toward the foul line.
2. By the second baseman moving out or toward first base.
3. By the shortstop moving toward second base.
4. By the pitcher moving back.



7.5.3 NO RUNNERS ON

## Fair/Foul Coverage



**Action on the field:** No action

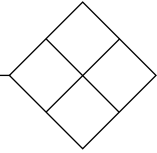
### **Umpire responsibilities:**

**PU:** Has responsibility for balls up to first base and all balls along the third-base line.

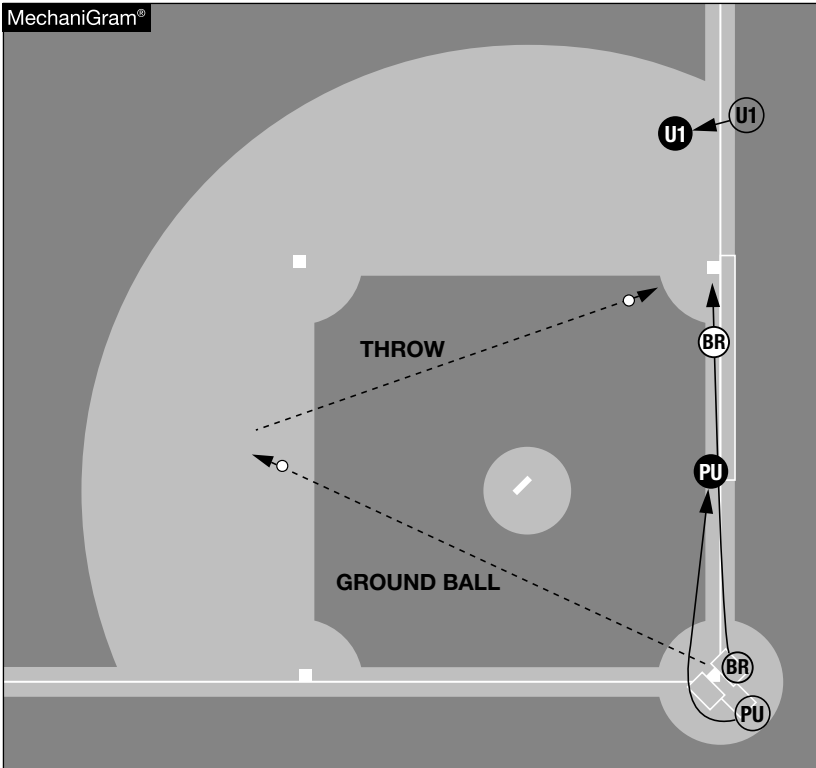
**U1:** Has responsibility for balls that hit first base and/or go beyond.



## 7.5.4 NO RUNNERS ON



### Plays Within the Infield



**Action on the field:** Ground ball to shortstop, throw to first base

**Umpire responsibilities:**

**PU:** Moves toward first base to assist U1 on swipe tag or pulled foot by the first baseman.

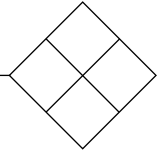
**U1:** Moves into the best position to rule on plays at first base.



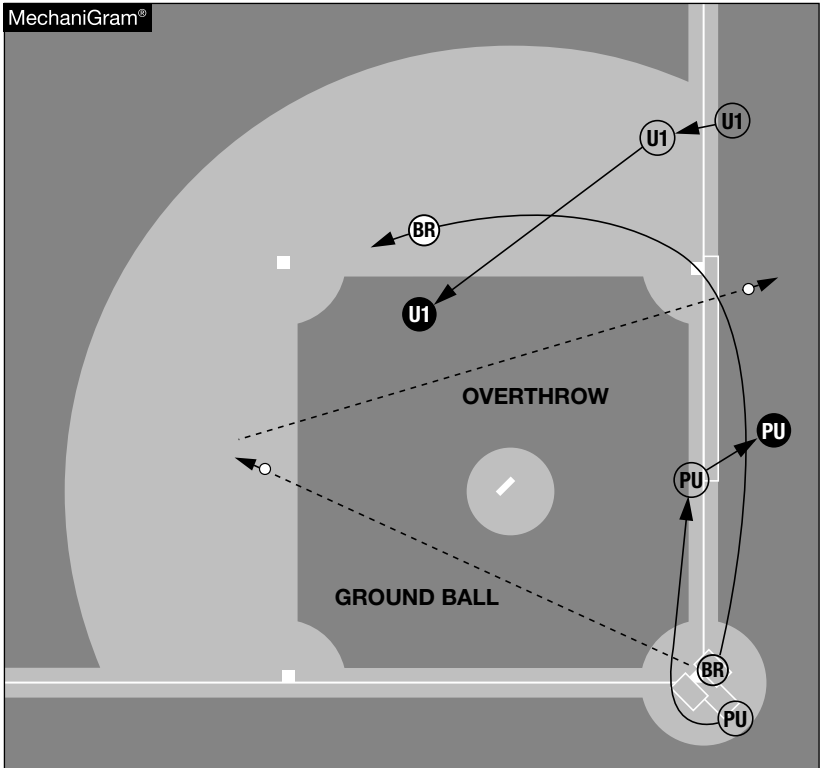




7.5.5 NO RUNNERS ON



## Plays Within the Infield: Overthrow



**Action on the field:** Ground ball to shortstop, overthrow to first base

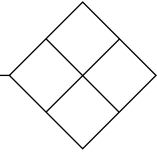
### Umpire responsibilities:

**PU:** Observes the ball and rules if it enters dead-ball territory, moving into foul territory as necessary.

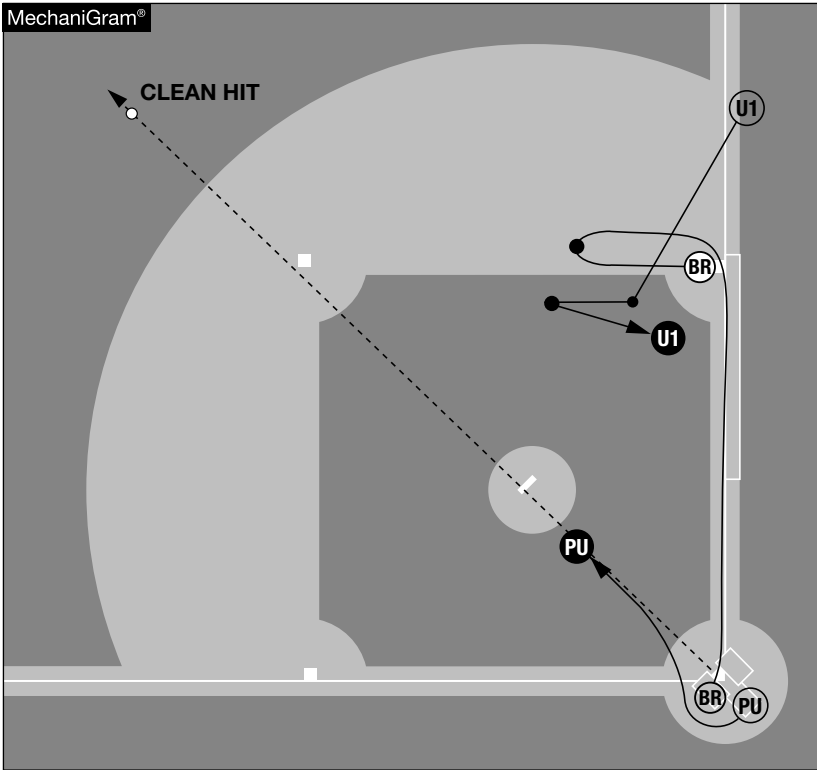
**U1:** Enters the infield and has all plays on the bases. A pivot is not necessary since the ball was overthrown at first base.



## 7.5.6 NO RUNNERS ON



### Clean Hit to the Outfield



**Action on the field:** A clean hit to the outfield

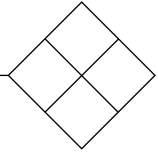
**Umpire responsibilities:**

**PU:** Observes the play.

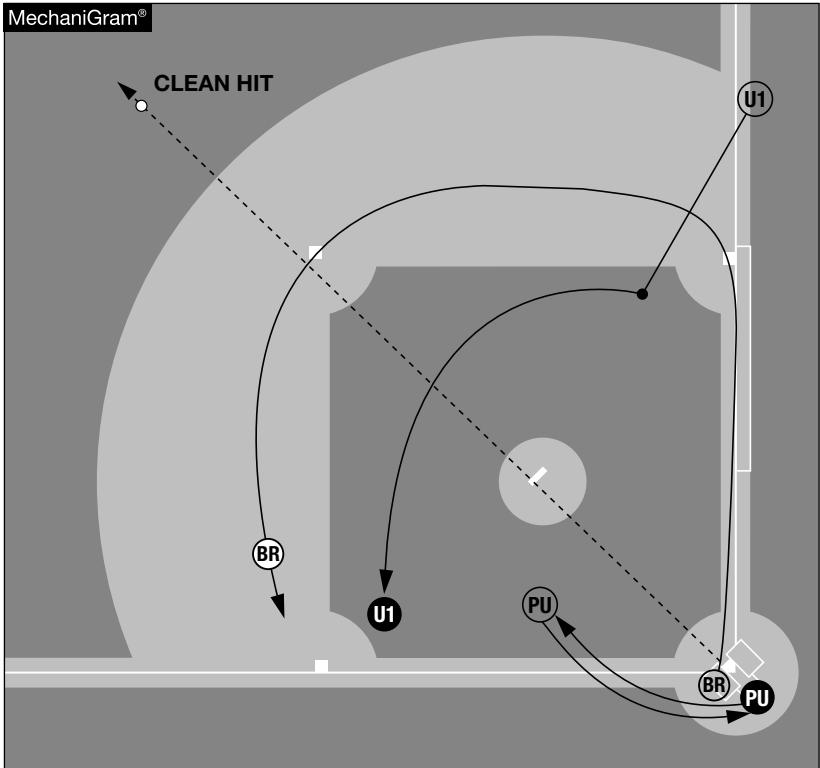
**U1:** Enters the infield with a pivot and prepares for all plays on the batter-runner at first base, second base and third base.



## 7.5.7 NO RUNNERS ON



### Clean Hit to the Outfield: Extra Bases



**Action on the field:** A clean hit to the outfield results in extra bases

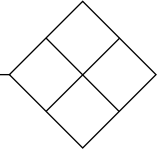
**Umpire responsibilities:**

**PU:** Observes the play and returns to the plate for any play there.

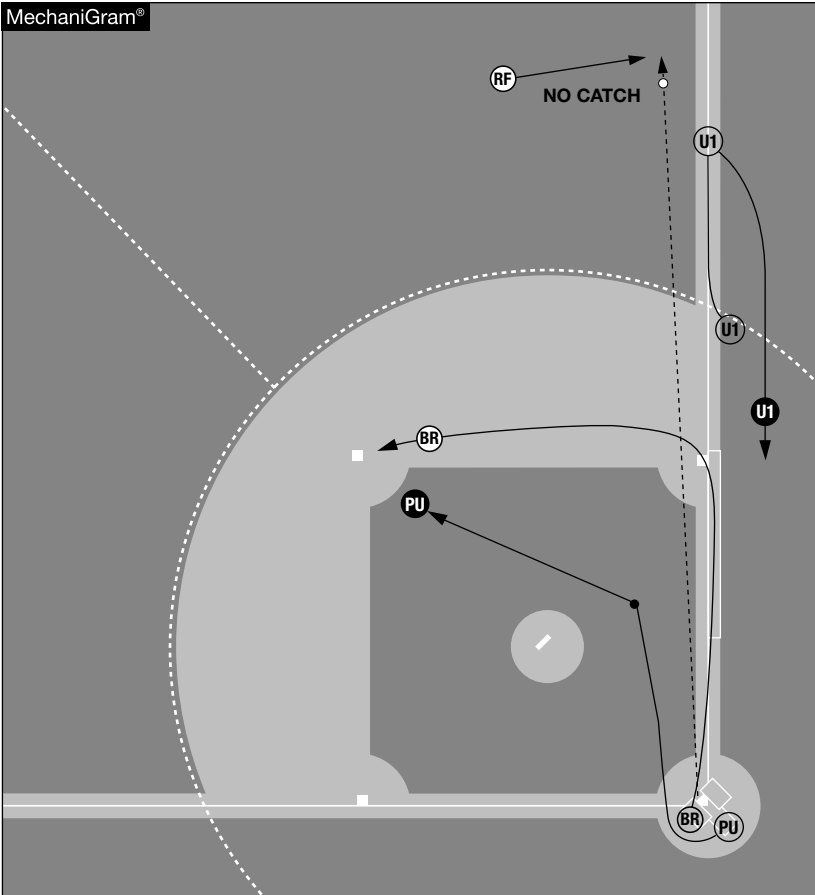
**U1:** Enters the infield with a pivot and prepares for all plays on the batter-runner at first, second and third base.



## 7.5.8 NO RUNNERS ON



### Fly Ball to Right Field: No Catch, U1 Goes Out



**Action on the field:** Fly ball to right field, no catch; U1 goes out; the batter-runner advances toward second base

**Umpire responsibilities:**

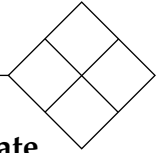
**PU:** Moves to the infield and has all plays on the batter-runner at first, second and third base.

**U1:** Moves into position to best view the catch/no catch.

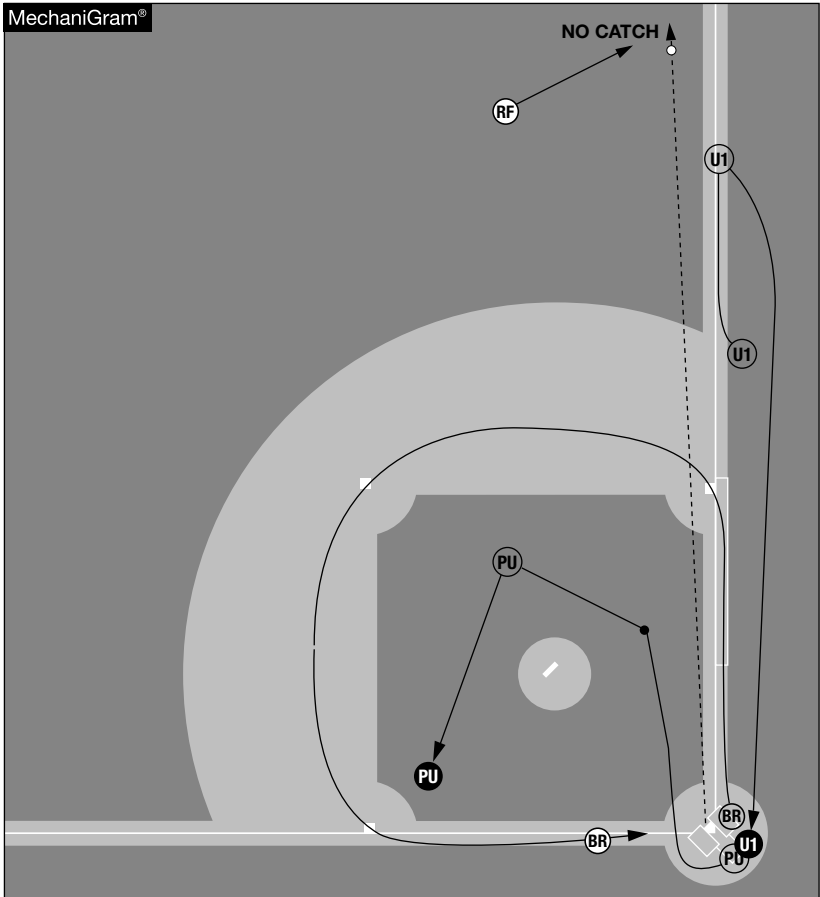




7.5.9 NO RUNNERS ON



## Fly Ball to Right Field: No Catch, U1 Goes Out, Play at Plate



**Action on the field:** A deep fly ball to right field, no catch; U1 goes out; the batter-runner advances toward the plate

### Umpire responsibilities:

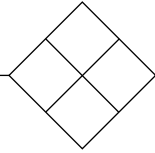
**PU:** Moves to the infield and has all plays on the batter-runner at first, second and third base.

**U1:** Returns to the plate in case a play develops on the batter-runner.

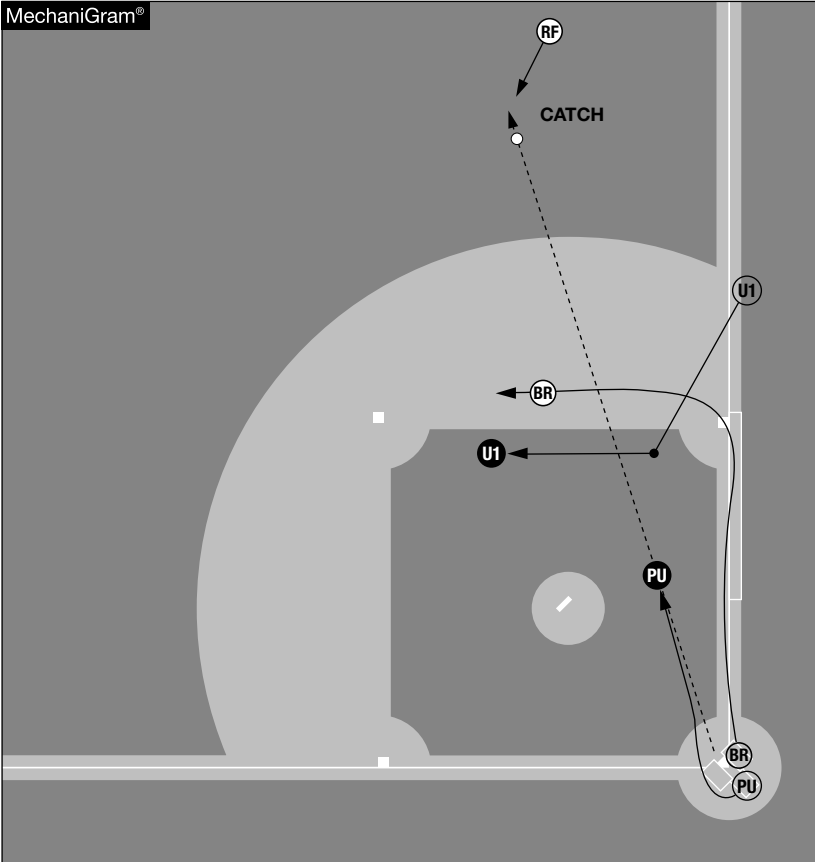




## 7.5.10 NO RUNNERS ON



### Fly Ball to Right Field: Catch, U1 Does Not Go Out



**Action on the field:** A routine fly ball is hit to right field and U1 does not go out

**Umpire responsibilities:**

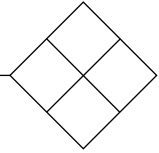
**PU:** Moves to a position to best view the catch/no catch.

**U1:** Enters the infield and has all plays on the batter-runner at first, second and third base.

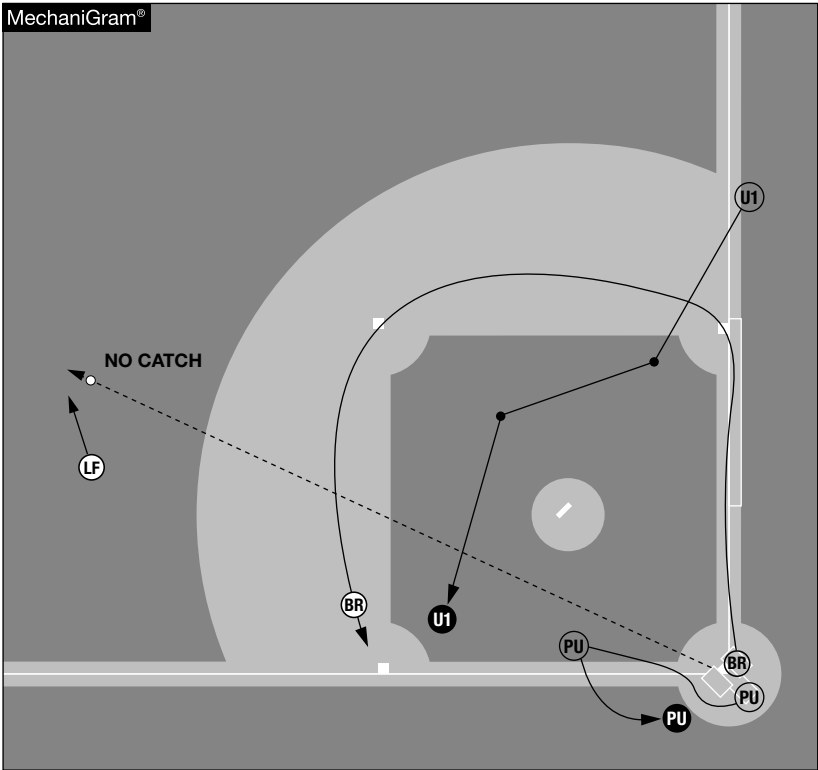




7.5.11 NO RUNNERS ON



## Fly Ball to Left Field: No Catch



**Action on the field:** A fly ball to left field, no catch; the batter-runner advances to third base

### Umpire responsibilities:

**PU:** Moves to a position to best view the catch/no catch. PU then returns to the plate for all plays there.

**U1:** Enters the infield and prepares for all plays on the batter-runner at first, second and third base.



## SECTION 7.6

### Runner on first

#### Initial Positions and Outfield Coverage

**PU:** Has the left fielder moving toward the left-field foul line and the right fielder moving toward the right-field foul line.

**U1:** Starts in the “B” position. U1 has outfield coverage from the left fielder straight in or straight back to the right fielder straight in or straight back. This area is commonly known as the “V.”

#### Infield Catch Coverage

PU has catches:

1. By the pitcher moving in, left or right.
2. By the third baseman moving back or toward the foul line.
3. By the first baseman moving back or toward the foul line.

U1 has catches:

1. By the pitcher moving back.
2. By the shortstop moving in all directions.
3. By the second baseman moving in all directions.
4. By the third baseman moving in or toward the middle of the field.
5. By the first baseman moving in or toward the middle of the field.

#### Fair/Foul Coverage

**PU:** Has responsibility for all balls on both the first- and third-base lines.

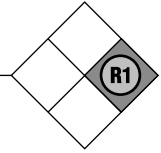
**U1:** Has no fair/foul responsibility.



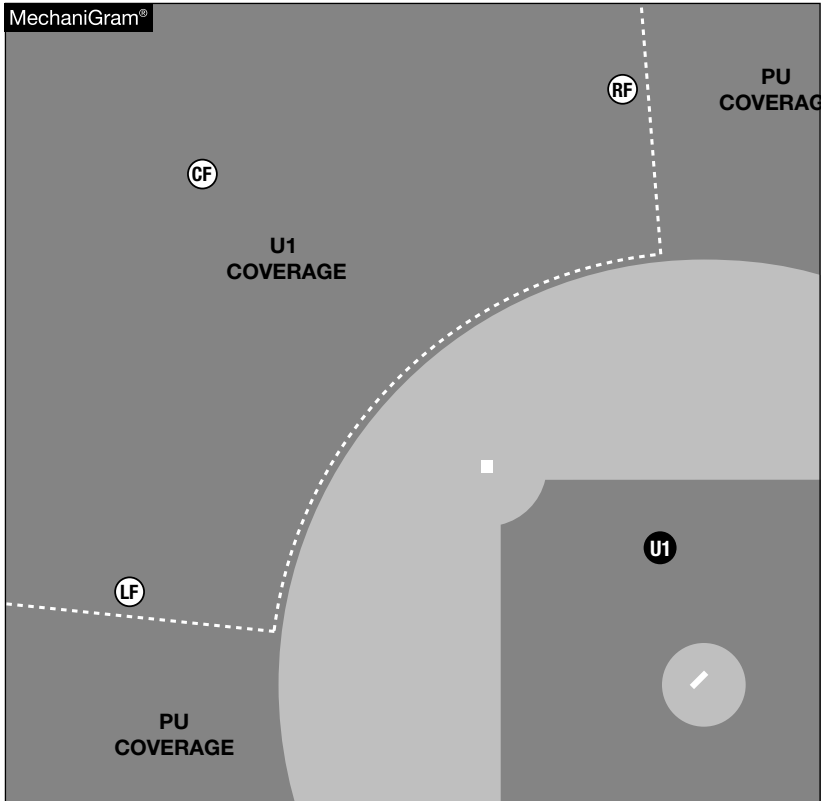




## 7.6.1 RUNNER ON FIRST



### Initial Positions and Outfield Coverage

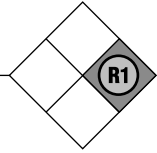


**Action on the field:** No action

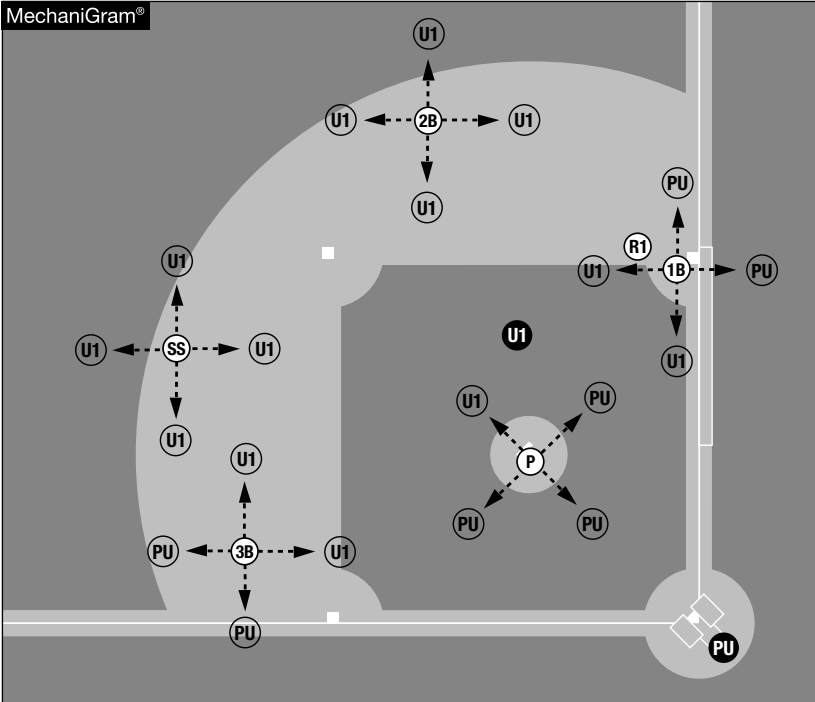
#### **Umpire responsibilities:**

**PU:** Has the left fielder moving toward the left-field foul line and the right fielder moving toward the right-field foul line.

**U1:** Starts in the "B" position. U1 has outfield coverage from the left fielder straight in or straight back to the right fielder straight in or straight back.



## Infield Catch Coverage



**Action on the field:** No action

### Umpire responsibilities:

PU has catches:

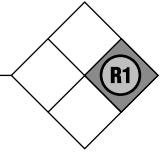
1. By the pitcher moving in, left or right.
2. By the third baseman moving back or toward the foul line.
3. By the first baseman moving back or toward the foul line.

U1 has catches:

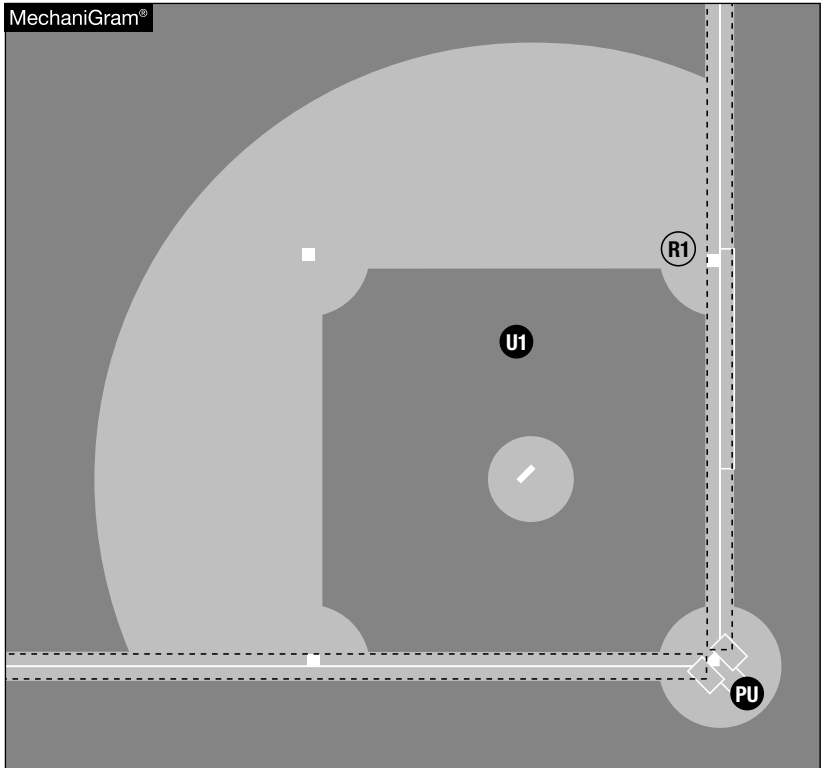
1. By the pitcher moving back.
2. By the shortstop moving in all directions.
3. By the second baseman moving in all directions.
4. By the third baseman moving in or toward the middle of the field.
5. By the first baseman moving in or toward the middle of the field.



## 7.6.3 RUNNER ON FIRST



### Fair/Foul Coverage

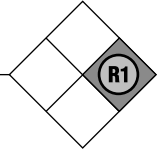


**Action on the field:** No action

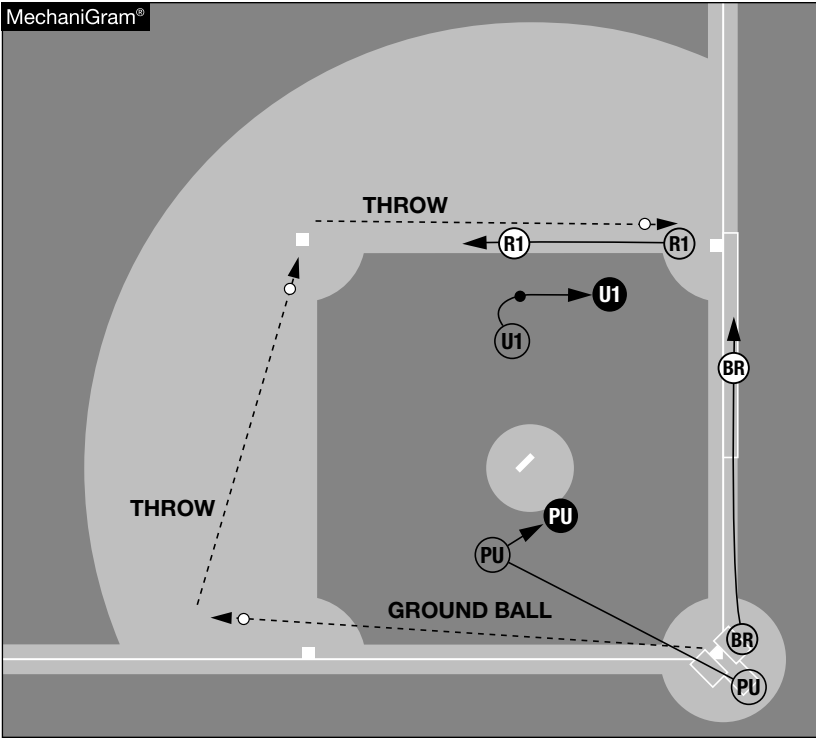
**Umpire responsibilities:**

**PU:** Has responsibility for all balls on the first- and third-base lines.

**U1:** Has no fair/foul responsibility.



Plays Within the Infield



**Action on the field:** Double-play ground ball to third base, with a throw to second base followed by a throw to first base.

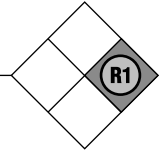
**Umpire responsibilities:**

**PU:** Moves toward the third-base side of the pitcher’s mound to assist U1 on the slide at second base by R1. If R1 is out, PU stays with the slide to ensure the slide was legal then turns toward first base for secondary responsibility on a swipe tag and/or pulled foot at first base. If R1 is safe and attempts to advance to third, PU has responsibility for play at third if ball and runner come together. PU is responsible for all plays at home.

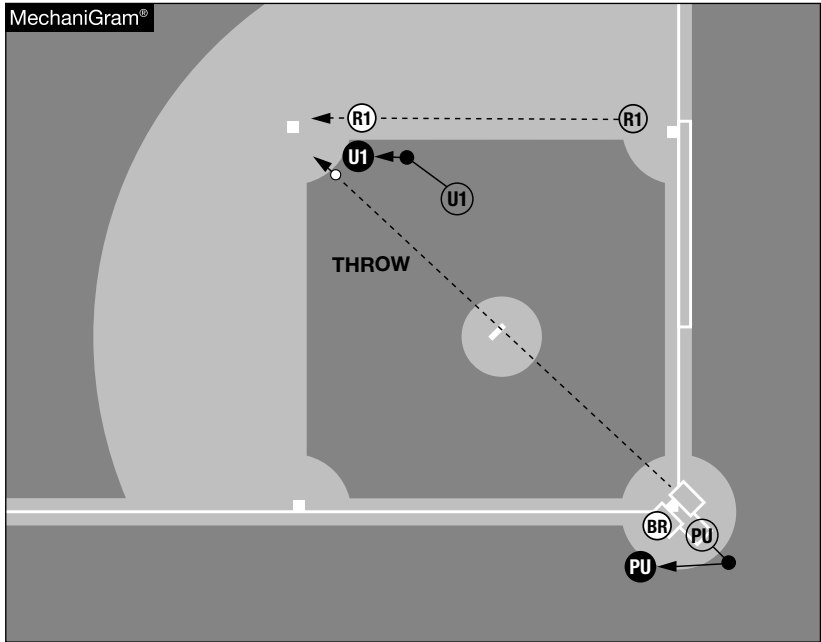
**U1:** Moves into the best position to rule on plays at first or second base, including a drift toward first on the attempted double play. U1 is responsible for the illegal slide until he turns toward first base to rule on the play there.



## 7.6.5 RUNNER ON FIRST



### Steal of Second

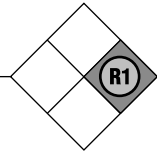


**Action on the field:** The batter swings and misses at the pitch as R1 attempts to steal second base.

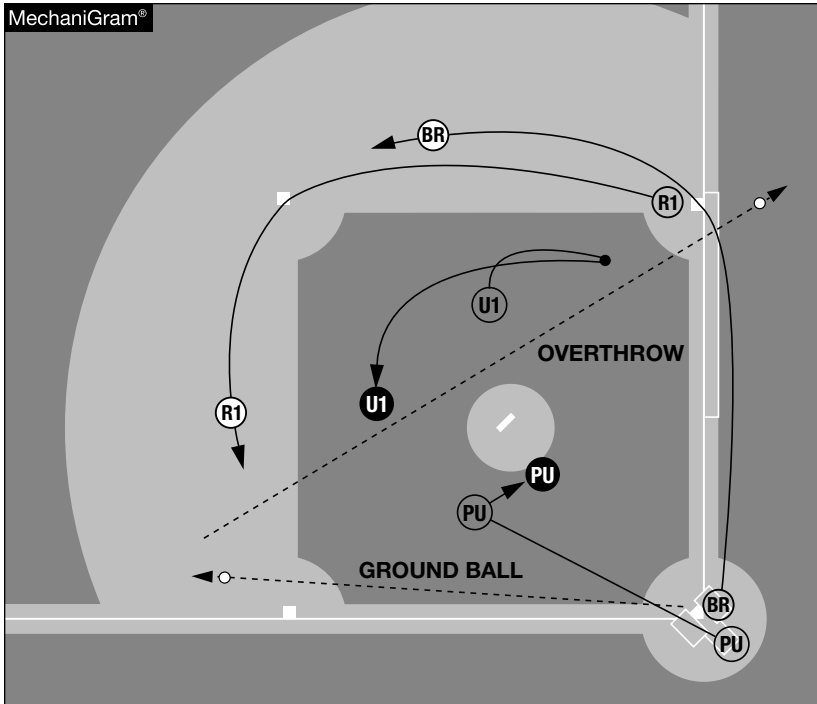
#### **Umpire responsibilities:**

**P:** Signals the swinging strike without taking his focus off the play at hand. Ensures the batter does not interfere with the catcher's throw. Steps out as needed to observe the play.

**U1:** Starting with the 2020 season, umpires are not allowed to start in the infield and then run to a position out in the dirt looking straight down the baseline toward second base during a steal play. All steal plays must be taken between the B and C starting positions. Takes a backward step or two as the throw is released from the catcher. Keeps eye on the ball and turns as the ball passes U1. Comes to a hands-on-knee set to see the play at second base. If the play is a swipe-tag out, ensure the fielder retains possession of the ball before making the out call. If the runner is safe, no delay is necessary.



## Plays Within the Infield: Overthrow

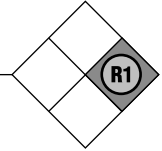


**Action on the field:** Ground ball to third base with overthrow to first base; R1 advances to third base; BR advances to second base.

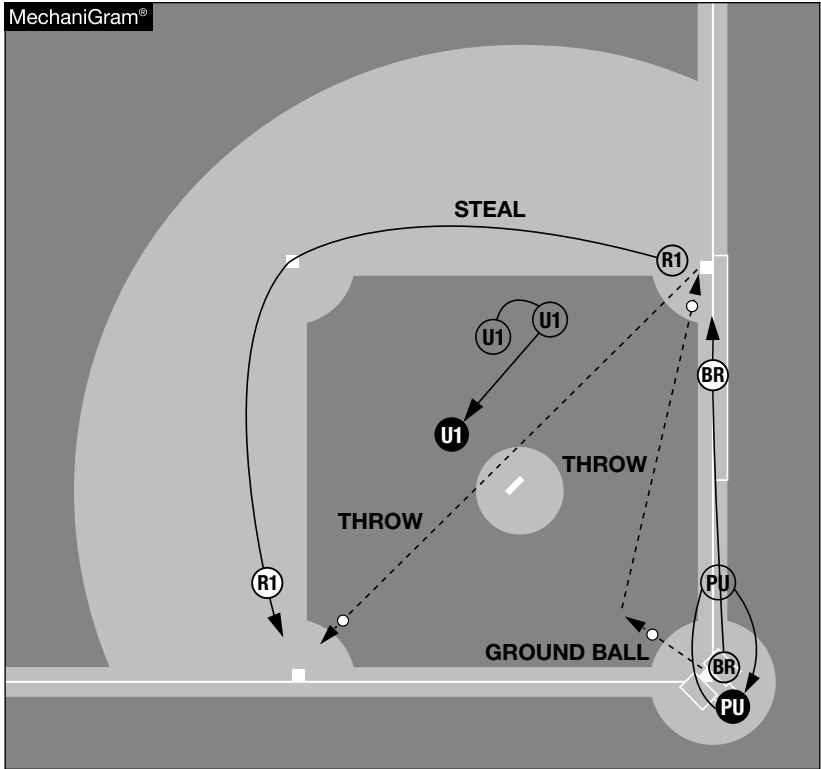
### Umpire responsibilities:

**PU:** Moves toward the third-base side of the pitcher's mound to assist U1 on the slide at second base if the defense attempts a play there. When no play is attempted there and R1 advances toward third, PU is responsible for any play at third base and home.

**U1:** Moves into the best position to rule on plays at first or second base, including a drift toward first if there is an attempted double play. U1 has all plays at first and second base and is responsible for taking BR into third. When PU must assume responsibility for R1 (when he is safe at second and advancing toward third), U1 becomes responsible for the overthrow and ball going out of play.



**Plays Within the Infield:  
PU Stays On the Foul Line**



**Action on the field:** Ground ball in front of the plate; no play on R1 at second base. When the throw goes toward first, R1 advances toward third base, drawing a throw there.

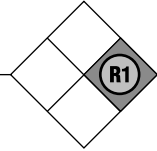
**Umpire responsibilities:**

**PU:** Remains in the area of the plate to judge fair/foul and any interference possibilities between BR and the catcher. PU then moves toward the first-base line to observe potential running-lane interference. PU communicates to U1 that he is remaining on the line.

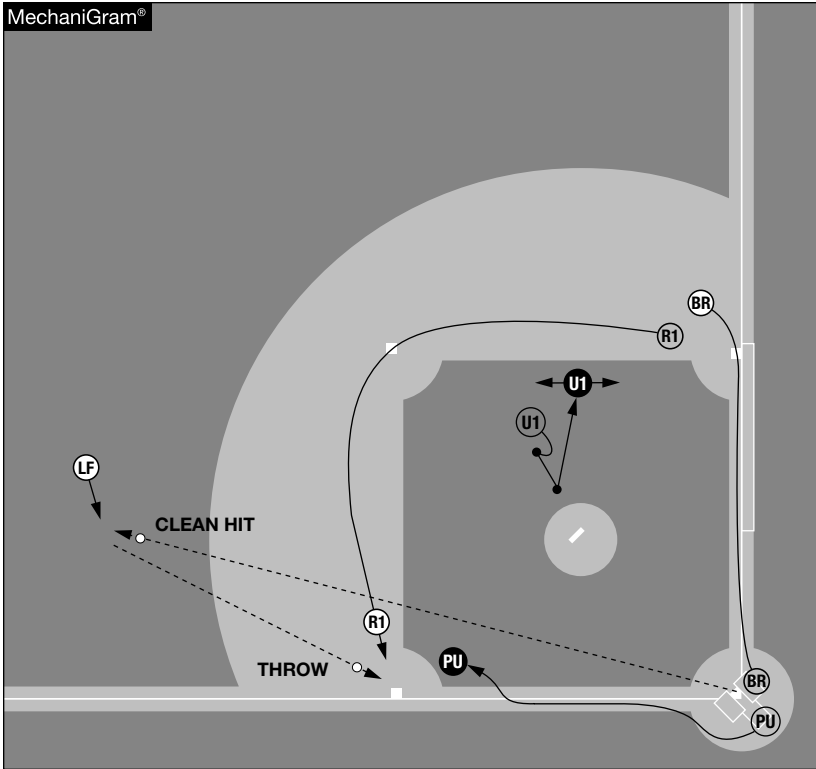
**U1:** Has all plays at first, second or third base



7.6.8 RUNNER ON FIRST



Clean Hit to the Outfield



**Action on the field:** A clean hit to left field, no catch; R1 advances to third base, drawing a throw there

**Umpire responsibilities:**

**PU:** Reads R1 and the ball and moves into a position for any plays at third base on R1.

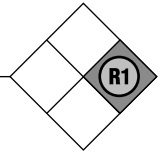
**U1:** Has all plays at first and second base.



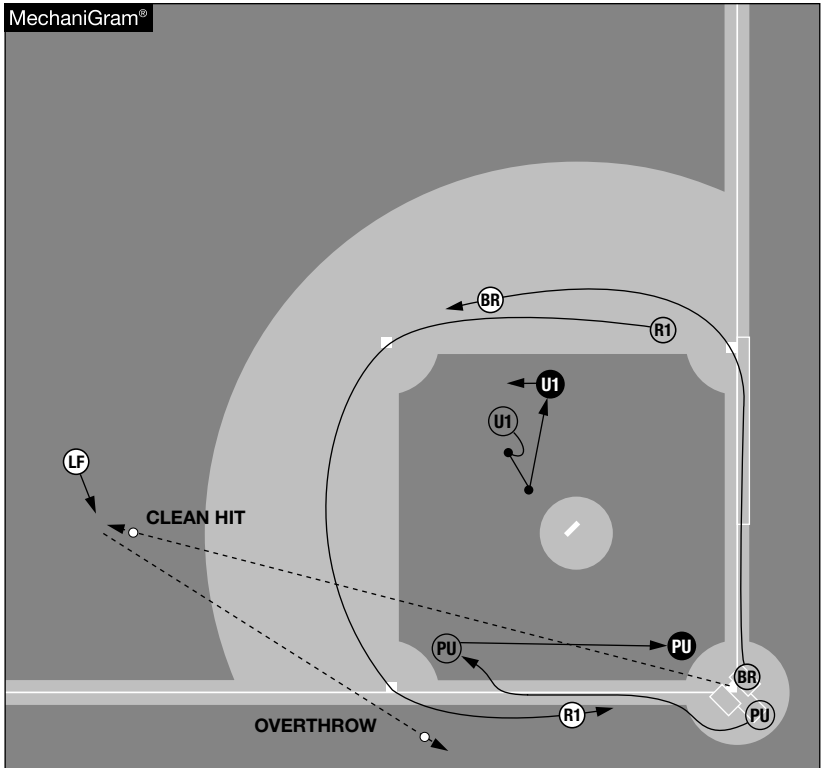




## 7.6.9 RUNNER ON FIRST



### Clean Hit to the Outfield: Overthrow



**Action on the field:** A clean hit to left field, no catch; R1 advances toward third base, drawing a throw there; the ball is overthrown and R1 advances toward the plate; the batter-runner rounds first base

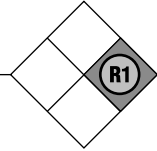
#### **Umpire responsibilities:**

**PU:** Reads R1 and the ball and moves into a position for any plays at third base on R1. If a play develops at third base and R1 then attempts to advance to the plate on a wild throw, PU must retreat in fair territory for any play at the plate.

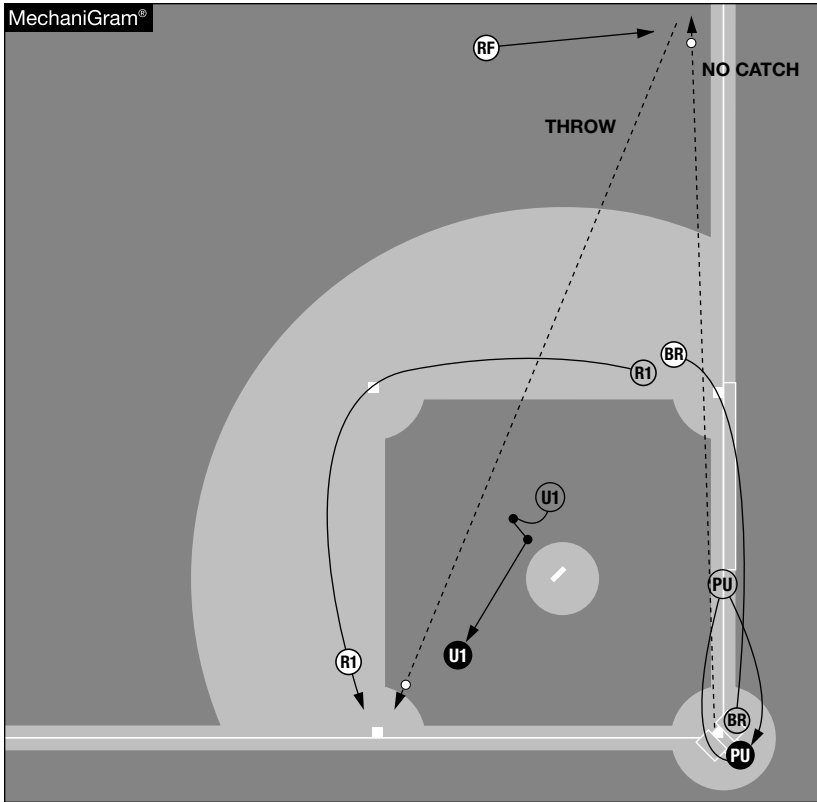
**U1:** Observes the batter-runner touch first base and has all plays at first, second and third base on the batter-runner.



## 7.6.10 RUNNER ON FIRST



### Fly Ball Down the Right-Field Line: No Catch



**Action on the field:** Deep fly ball along the right-field foul line, no catch; PU remains along the foul line; R1 advances toward third base, drawing a throw there; the batter-runner rounds first base

#### **Umpire responsibilities:**

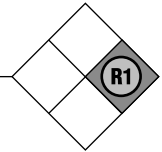
**PU:** Must remain near the foul line to rule on fair/foul and catch/no catch. PU will communicate to U1 that PU is “on the line” and will not have normal rotation coverage.

**U1:** Has any plays that develop at first, second and third base.

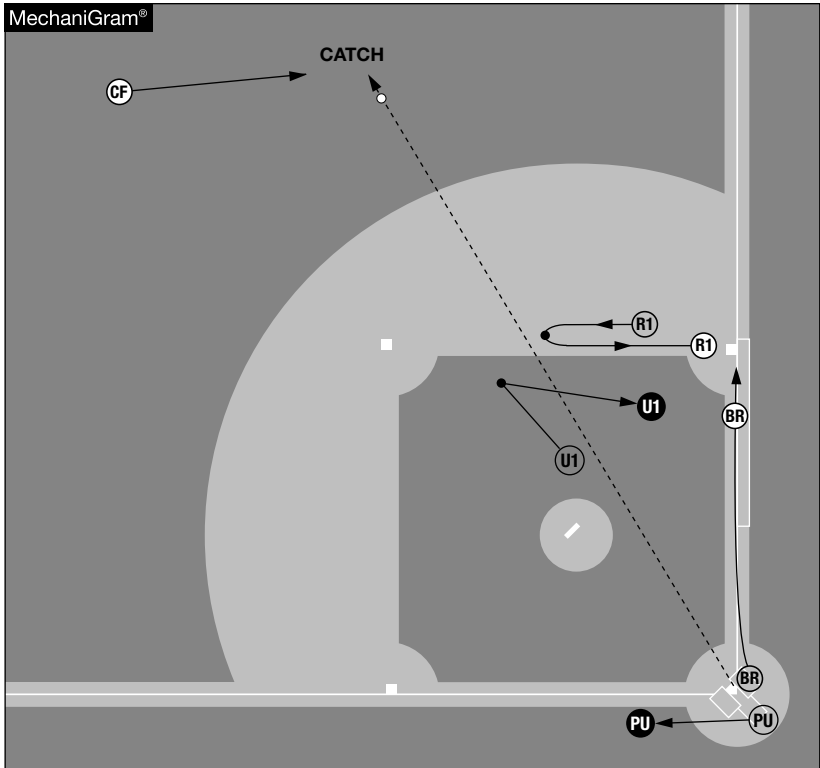




## 7.6.11 RUNNER ON FIRST



### Fly Ball to Center Field: Catch



**Action on the field:** Fly ball caught by the center fielder, R1 returns to first base

#### **Umpire responsibilities:**

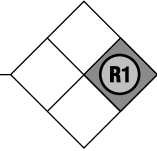
**PU:** Observes the action. If the PU reads that the ball will not be caught, PU rotates to third base for any play on R1 and must communicate his position to U1. If a play develops at third base and R1 then attempts to advance to the plate on a wild throw, PU must retreat in fair territory for any play at the plate.

**U1:** Moves to the best position possible to view the catch/no catch. U1 also is prepared for any throw back on R1 at first base plus any play at second and third base. If the ball is not caught, U1 has any plays involving R1 at first and second base and the batter-runner at any base.

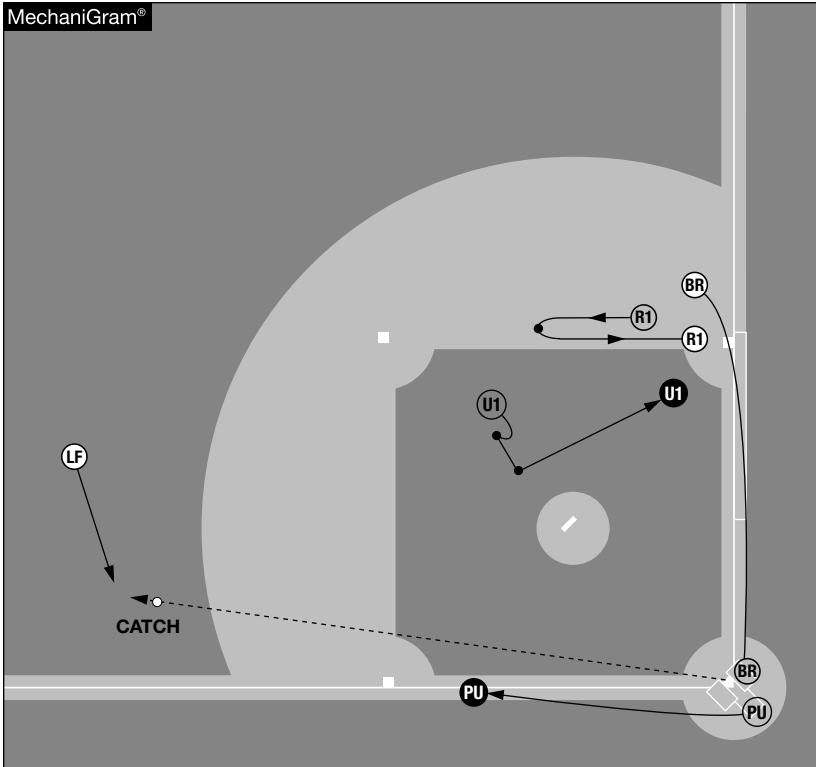




## 7.6.12 RUNNER ON FIRST



### Fly Ball Down the Left-Field Line: Catch



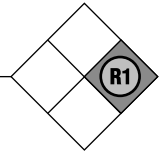
**Action on the field:** Fly ball caught by the left fielder; R1 returns to first base

#### Umpire responsibilities:

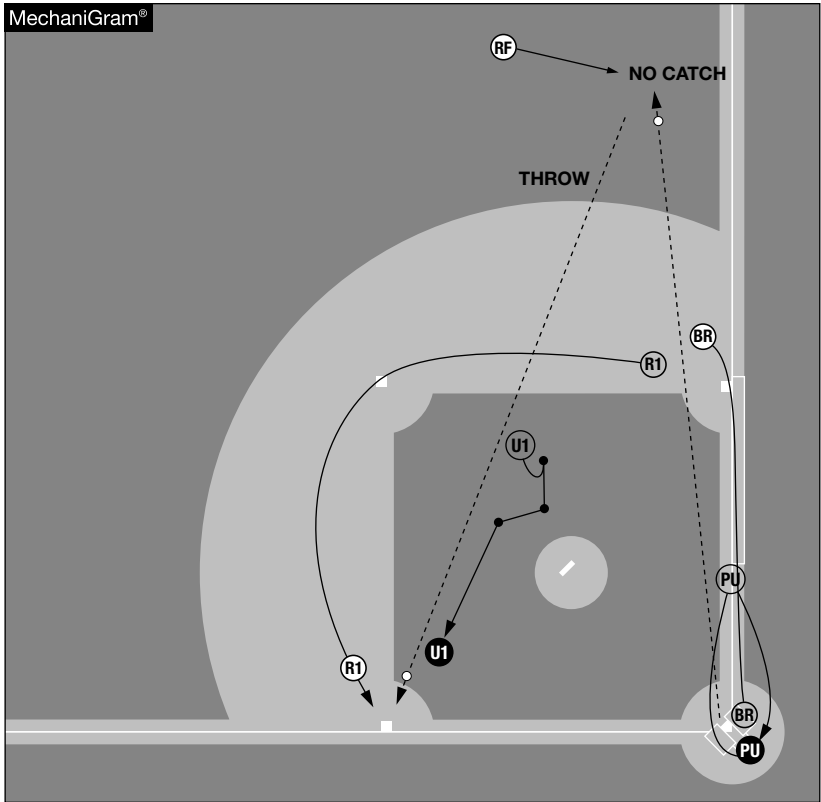
**PU:** Moves to the best possible position to view the catch/no catch. If the ball is not caught, PU continues moving toward third base for any play on R1 there.

**U1:** Retreats and observes R1 and the batter-runner. U1 has all plays on the bases, except a play on R1 at third if the ball was not caught.





## Fly Ball Down the Right-Field Line: No Catch



**Action on the field:** Fly ball to right field, no catch; R1 advances toward third base, drawing a throw there; the batter-runner rounds first base

### Umpire responsibilities:

**PU:** Moves to the best possible position to view the catch/no catch and communicates to U1 that PU has the line. PU does not rotate to third base, but retreats to home and gets into position for potential plays there.

**U1:** Has all plays on first, second and third bases, including a throwback to first in the event that the ball was caught.



## SECTION 7.7

### Runners on first and second

#### Infield Catch Coverage

The coverage is the same as with a runner on first only (see 7.6.2), with U1 in position C.

PU has catches:

1. By the pitcher moving in, left or right.
2. By the third baseman moving back or toward the foul line.
3. By the first baseman moving back or toward the foul line.

U1 has catches:

1. By the pitcher moving back.
2. By the shortstop moving in all directions.
3. By the second baseman moving in all directions.
4. By the third baseman moving in or toward the middle of the field.
5. By the first baseman moving in or toward the middle of the field.

#### Fair/Foul Coverage

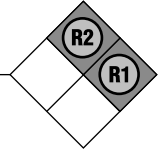
The coverage is the same as with a runner on first only (see 7.6.3), with U1 in position C.

**PU:** Has responsibility for all balls on the third-base and first-base lines.

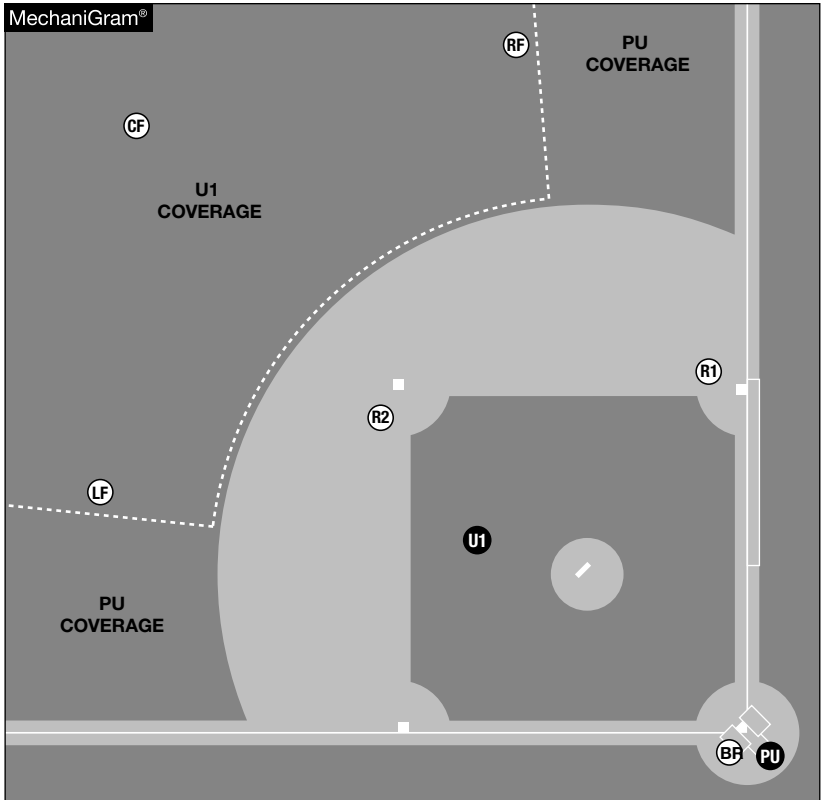
**U1:** Has no fair/foul responsibility.



## 7.7.1 RUNNERS ON FIRST AND SECOND



### Initial Positions and Outfield Coverage



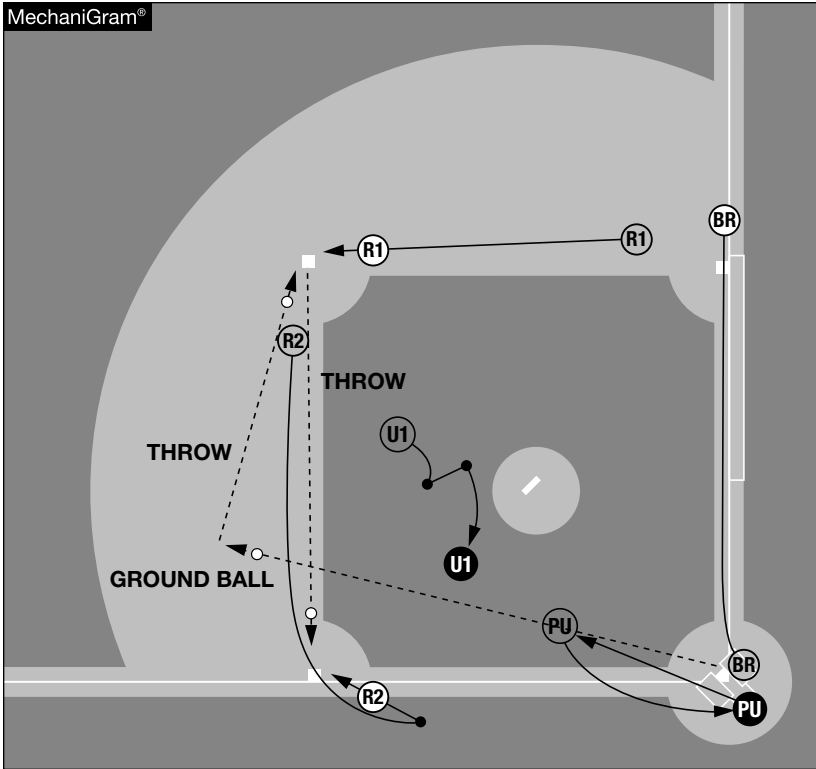
**Action on the field:** No action

**Umpire responsibilities:**

**PU:** Has the left fielder moving toward the left-field foul line and the right fielder moving toward the right-field foul line.

**U1:** Starts in the “C” position and has outfield coverage from the left fielder straight in or straight back to the right fielder straight in or straight back.

Plays Within the Infield



**Action on the field:** Slowly hit ground ball to the third baseman, who throws to second base to retire R1; R2 rounds third base and draws a throw from the second baseman; the batter-runner advances toward first base

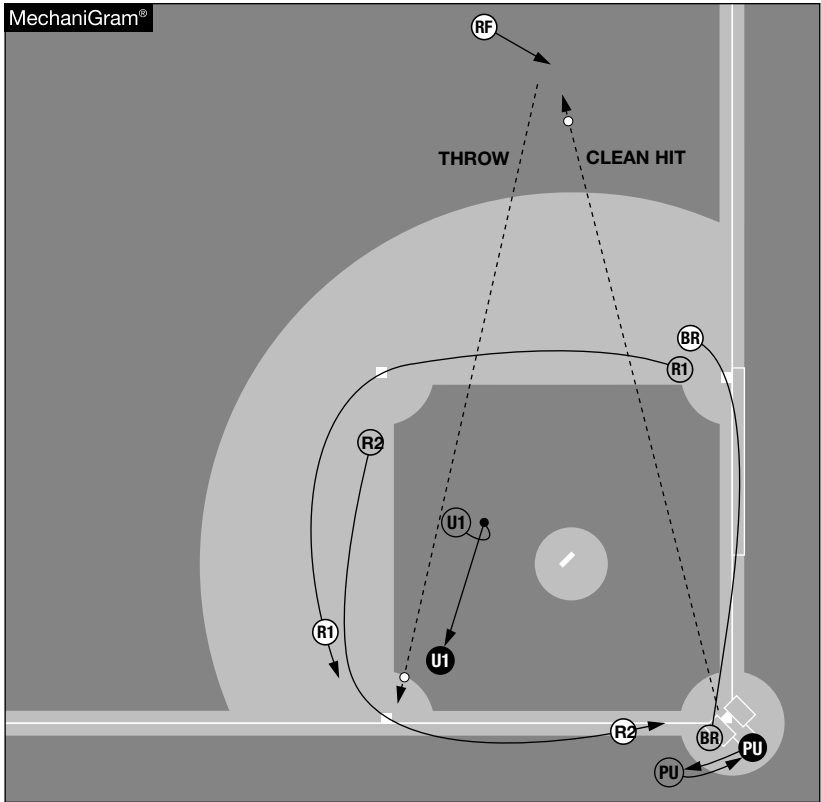
**Umpire responsibilities:**

**PU:** Moves to a position to assist U1 on the slide at second base by R1. PU has secondary responsibility for assisting U1 on swipe tag and pulled foot at first base.

**U1:** Moves into the best position to rule on all plays at first, second or third base, including if there is a play at third base on a snap throwback.



Clean Hit to the Outfield



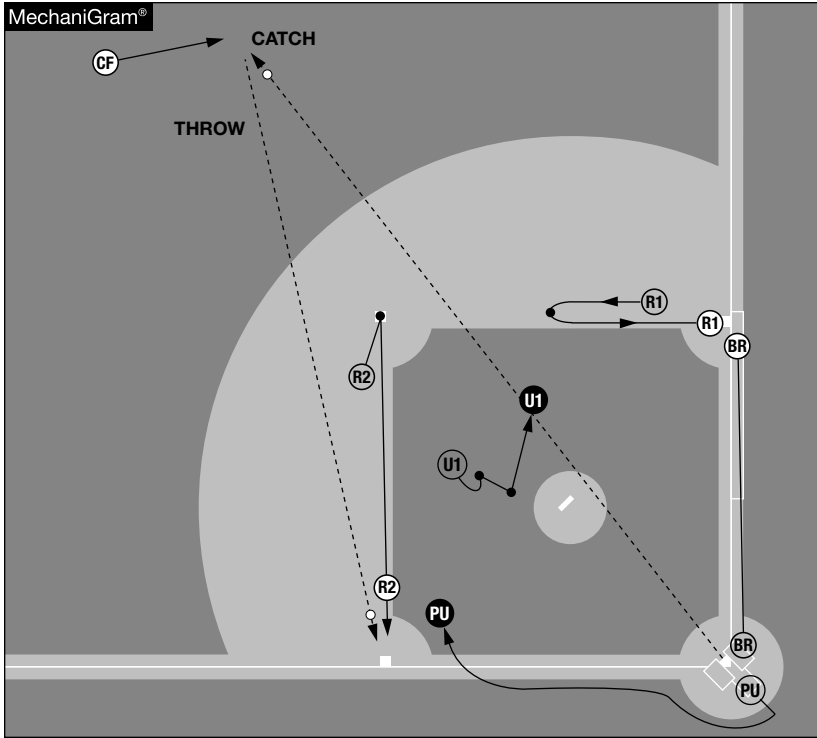
**Action on the field:** A clean hit to right field; R2 advances toward the plate; R1 advances toward third base, drawing a throw there; the batter-runner advances toward first base

**Umpire responsibilities:**

**PU:** Observes R2's touch of the plate and all base touches at third base. PU moves to a position to rule on all plays at the plate.

**U1:** Observes base touches at first and second base on all runners. U1 moves to a position to rule on all plays on the bases.

Fly Ball to Center Field: Catch



**Action on the field:** Fly ball caught by the center fielder; R2 tags at second and draws a throw to third base; R1 returns to first base

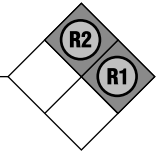
**Umpire responsibilities:**

**PU:** Moves toward third base. If R2 attempts to advance to third base, PU moves into the third-base area for the play there. If a play develops at third base and R2 then attempts to advance to the plate, PU must retreat in fair territory for any play at the plate. If the ball is not caught, PU returns to the plate for all plays there.

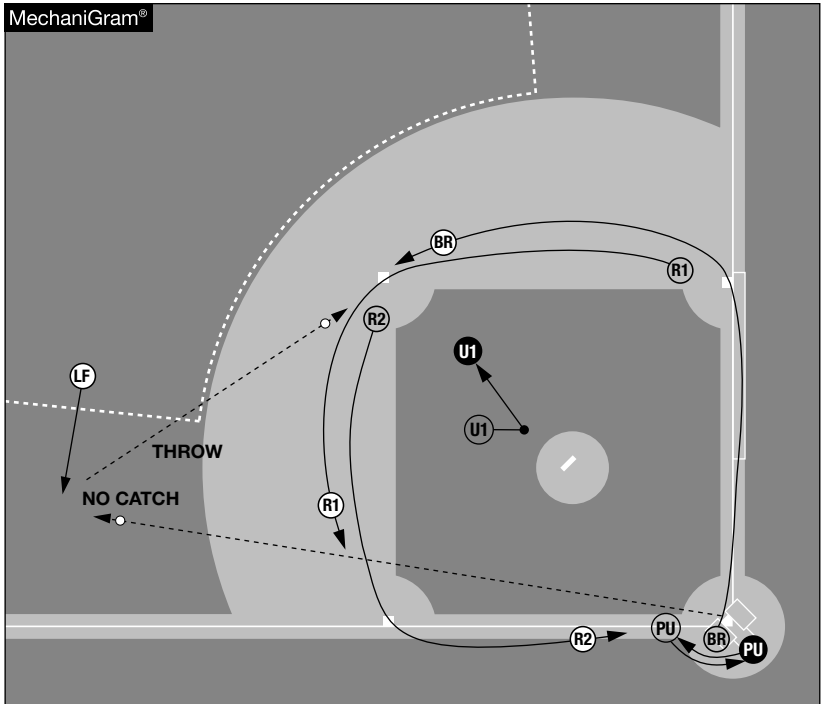
**U1:** Moves to the best position possible to view the catch/no catch. U1 observes both R2's tag up at second base and R1's tag up at first base. U1 reads the runners and moves into a position for any plays at first or second base. If the ball is not caught moves to a position to rule on all plays on the bases.



## 7.7.5 RUNNERS ON FIRST AND SECOND



### Fly Ball Down the Left-Field Line: No Catch

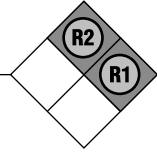


**Action on the field:** Fly ball to left field, no catch; R2 advances toward the plate; R1 advances toward third base; the batter-runner advances toward second base, drawing a throw there

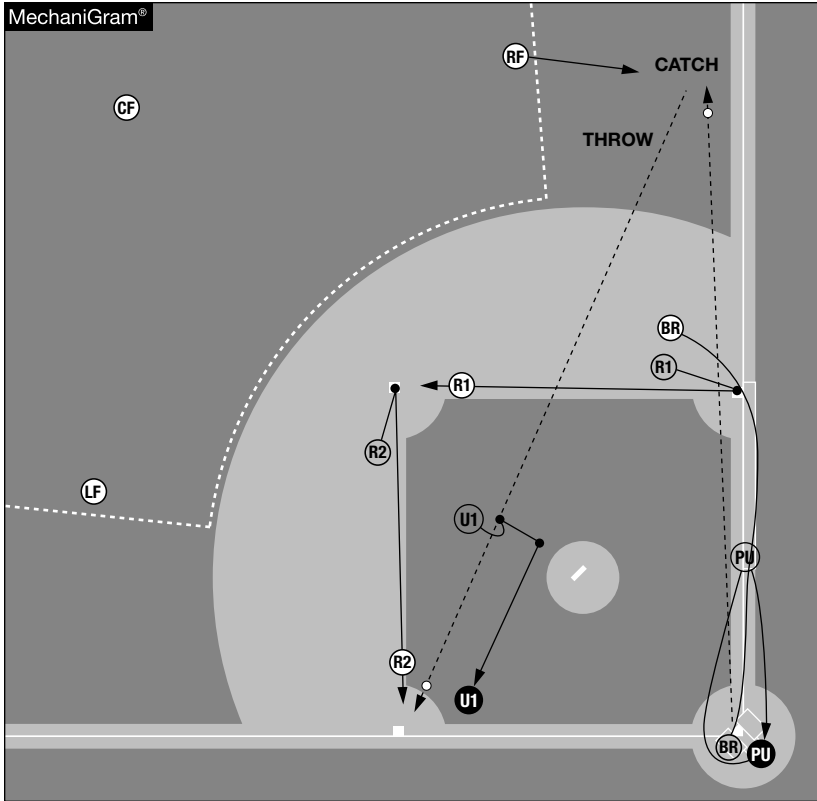
#### **Umpire responsibilities:**

**PU:** Moves to the best position possible to view the catch/no catch. PU returns to the plate for all plays there. If the ball is caught, PU reads the runners and the ball and moves into a position for any play at third base. If a play develops at third base and R2 then attempts to advance to the plate, PU must retreat in fair territory for any play at the plate.

**U1:** Reads the runners and the throw and moves to a position to rule on all plays on the bases. If the ball is caught, U1 retreats and observes R1's and R2's tag ups. U1 moves to a position for all plays at first and second base.



## Fly Ball Down the Right-Field Line: Catch



**Action on the field:** Fly ball caught by the right fielder; R2 tags up at second and draws a throw to third base; R1 also tags up and advances to second base

### Umpire responsibilities:

**PU:** Moves to the best position possible to view the fair/foul and catch/no catch. PU must communicate to U1 that PU is on the line, thus notifying U1 that PU will not be at third base for any play there. PU returns to the plate for any plays there.

**U1:** Retreats and observes R2 and R1 tagging up and moves to a position to cover all plays on the bases.



## SECTION 7.8

### Bases loaded

#### Initial Positions and Outfield Coverage

The coverage is the same as with runners on first and second base (see 7.7.1).

**PU:** Has the left fielder moving toward the left-field foul line and the right fielder moving toward the right-field foul line.

**U1:** Starts in the “C” position and has outfield coverage from the left fielder straight in or straight back to the right fielder straight in or straight back.

#### Infield Catch Coverage

The coverage is the same as with a runners on first (see 7.6.2), with U1 in position C.

PU has catches:

1. By the pitcher moving in, left or right.
2. By the third baseman moving back or toward the foul line.
3. By the first baseman moving back or toward the foul line.

U1 has catches:

1. By the pitcher moving back.
2. By the shortstop moving in all directions.
3. By the second baseman moving in all directions.
4. By the third baseman moving in or toward the middle of the field.
5. By the first baseman moving in or toward the middle of the field.

#### Fair/Foul Coverage

The coverage is the same as with a runner on first base (see 7.6.3), with U1 in position C.

**PU:** Has responsibility for all balls on the third-base line and first-base line.

**U1:** Has no fair/foul responsibility.

#### Plays Within the Infield

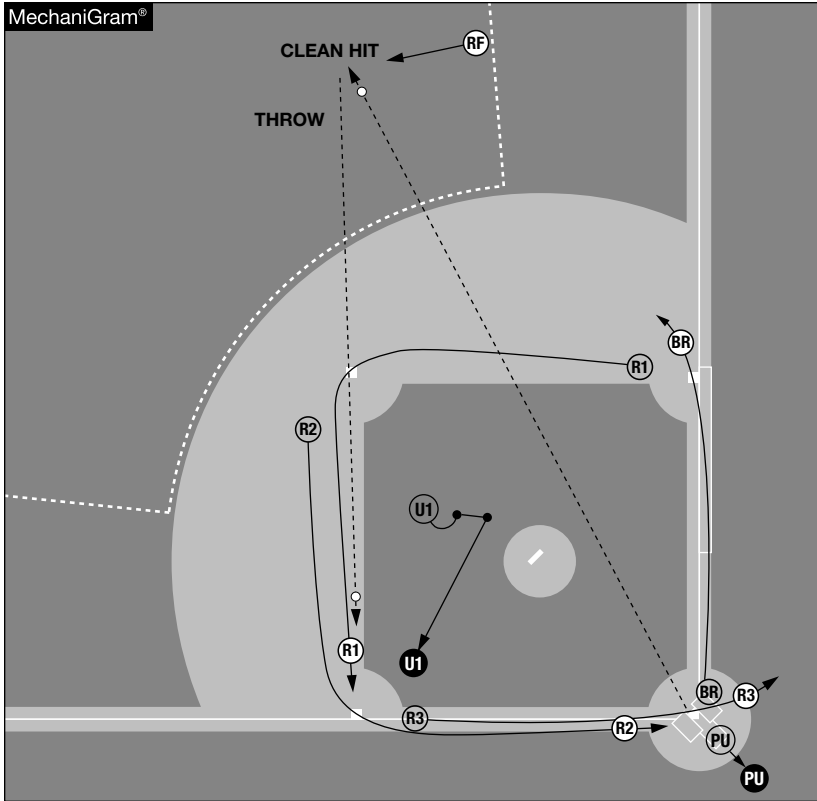
The coverage is the same as with a runners on first base (see 7.6.4), with U1 in position C.

**PU:** Moves to a position to assist U1 on the slide at second base by R1. PU has secondary responsibility for assisting U1 on swipe tag and pulled foot at first base.

**U1:** Moves into the best position to rule on all plays at first, second or third base.



Clean Hit to the Outfield



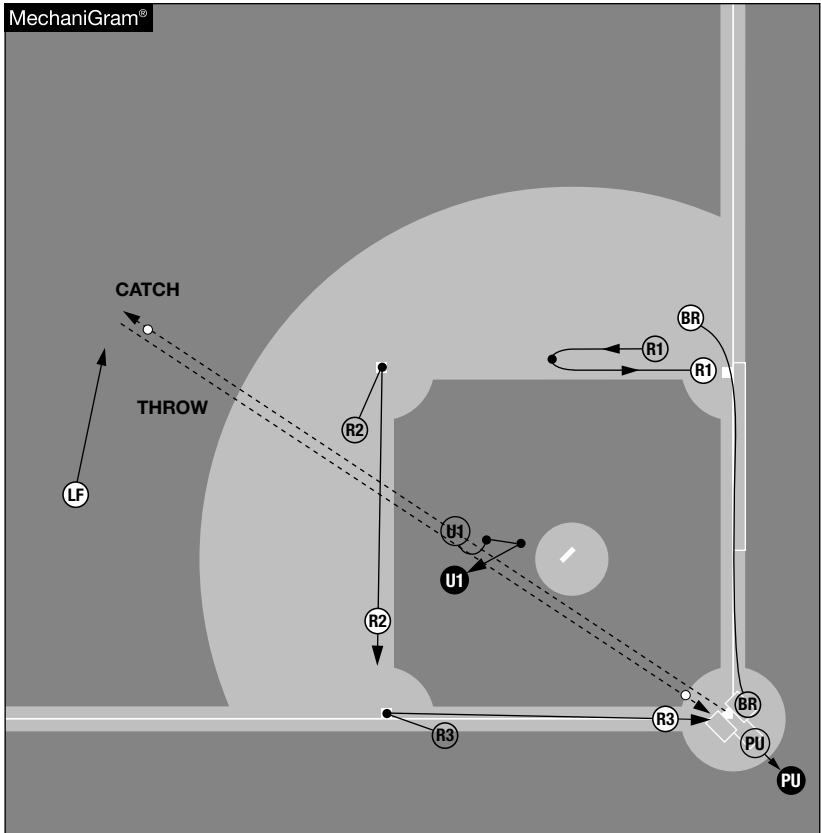
**Action on the field:** A clean hit to right-center field; R3 advances to the plate; R2 advances to the plate; R1 advances toward third base, drawing a throw there; the batter-runner rounds first base

**Umpire responsibilities:**

**PU:** Observes R3's touch of the plate and the third-base touch of R2 (and R1 if applicable). PU moves to a position to rule on all plays at the plate.

**U1:** Observes base touches at first and second on all runners and third base by the batter-runner. U1 moves to a position to rule on all plays on the bases.

Fly Ball to Left-Center Field: Catch

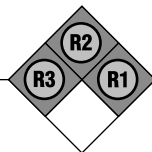


**Action on the field:** Fly ball caught by the center fielder; R3 tags up at third and draws a throw to the plate; R2 tags up at second and advances toward third base; R1 retreats to first base

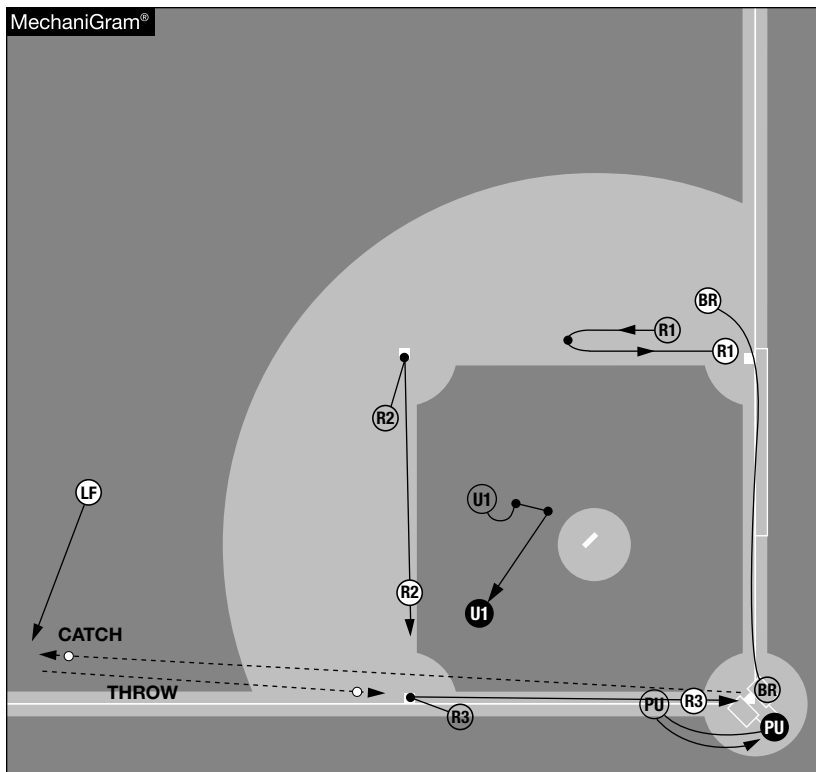
**Umpire responsibilities:**

**PU:** Moves to a position to best view R3's tag up at third base and returns to the plate for all plays there.

**U1:** Moves to the best position possible to view the catch/no catch. U1 reads the runners and throw and moves to a position to rule on all plays on the bases.



## Fly Ball Down the Left-Field Line: Catch



**Action on the field:** Fly ball caught by the left fielder near the foul line; R3 tags up and draws a throw to the plate; R2 tags up and advances toward third base; R1 retreats toward first base

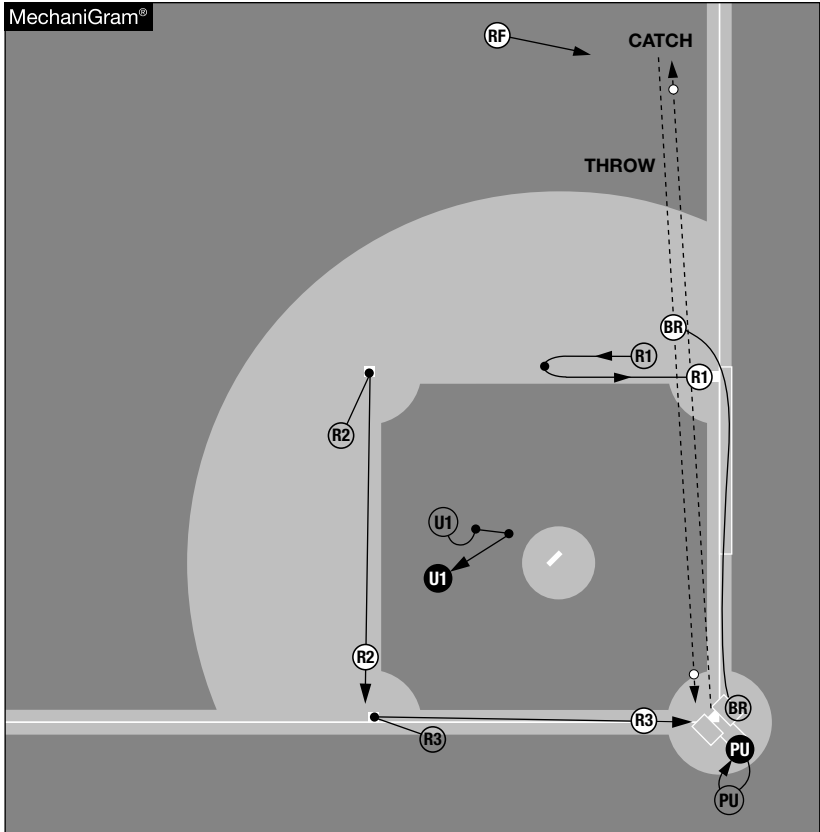
### Umpire responsibilities:

**PU:** Moves to the best position possible to view the fair/foul and catch/no catch. Also observes R3's tag up. PU returns to the plate for all plays.

**U1:** Retreats and observes tag ups of R2 and R1. U1 reads the runners and throw and moves to a position to rule on all plays on the bases.



## Fly Ball Down the Right-Field Line: Catch



**Action on the field:** Fly ball caught by the right fielder near the foul line; R3 tags up and draws a throw to the plate; R2 tags up and advances toward third base; R1 retreats to first base

### Umpire responsibilities:

**PU:** Moves to the best position possible to view the catch/no catch and then observes R3's tag up (first-base line extended if the ball is in shallow right field). PU returns to the plate for all plays there.

**U1:** Retreats and observes tag ups of R2 and R1. U1 moves to a position to rule on all plays on the bases.



## SECTION 7.9

### Runners on first and third

#### Initial Positions and Outfield Coverage

The coverage is the same as a runner on first only (see 7.6.1).

**PU:** Has the left fielder moving toward the left-field foul line and the right fielder moving toward the right-field foul line.

**U1:** Starts in the “B” position. U1 has outfield coverage from the left fielder straight in or straight back to the right fielder straight in or straight back.

#### Infield Catch Coverage

The coverage is the same as a runner on first only (see 7.6.2).

PU has catches:

1. By the pitcher moving in, left or right.
2. By the third baseman moving back or toward the foul line.
3. By the first baseman moving back or toward the foul line.

U1 has catches:

1. By the pitcher moving back.
2. By the shortstop moving in all directions.
3. By the second baseman moving in all directions.
4. By the third baseman moving in or toward the middle of the field.
5. By the first baseman moving in or toward the middle of the field.

#### Fair/Foul Coverage

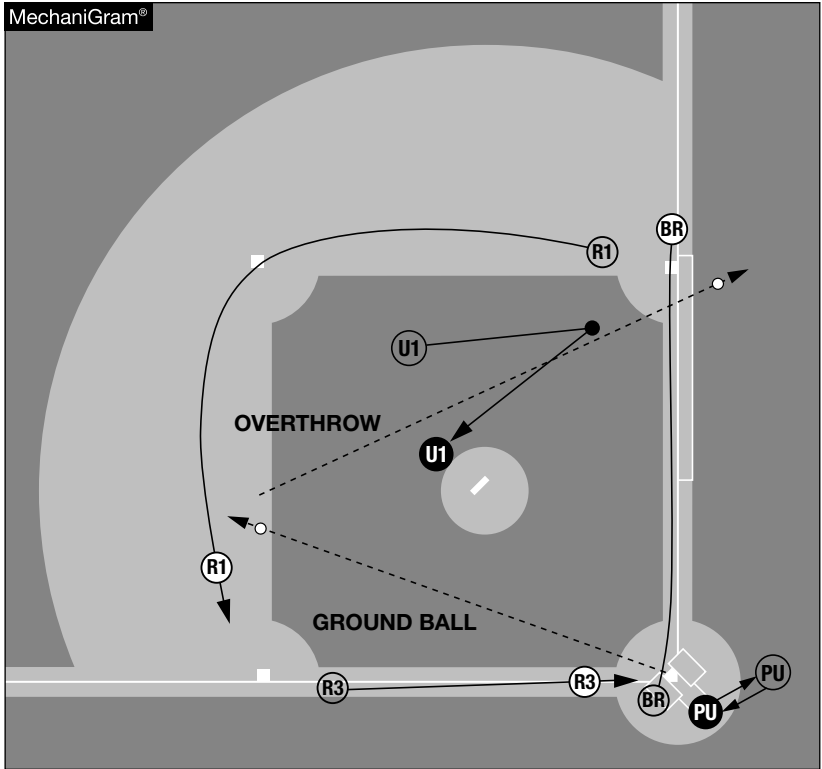
The coverage is the same as a runner on first only (see 7.6.3).

**PU:** Has responsibility for all balls on the third-base line and first-base line.

**U1:** Has no fair/foul responsibility.



Plays Within the Infield



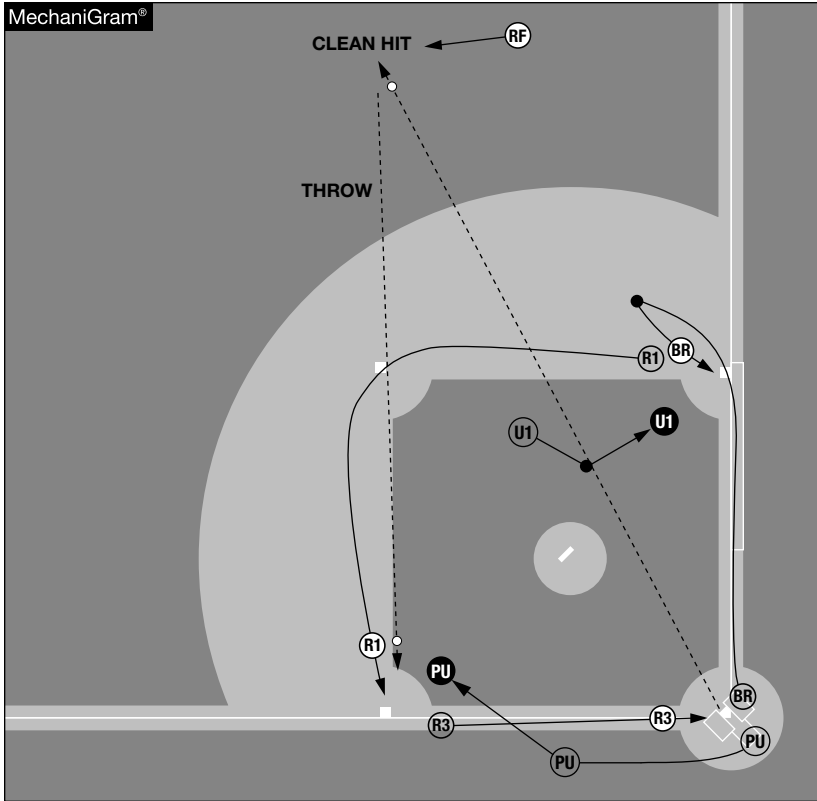
**Action on the field:** Ground ball to shortstop with an overthrow to first base; R3 advances toward the plate; R1 advances toward third base

**Umpire responsibilities:**

**PU:** Moves to a position to assist U1 on the slide at second base by R1. PU has secondary responsibility for assisting U1 on swipe tag and pulled foot at first base. PU has all touches and plays at the plate, all overthrow responsibilities at first base and all running-lane interference responsibilities.

**U1:** Moves into the best position to rule on all plays on the bases.

Clean Hit to Outfield



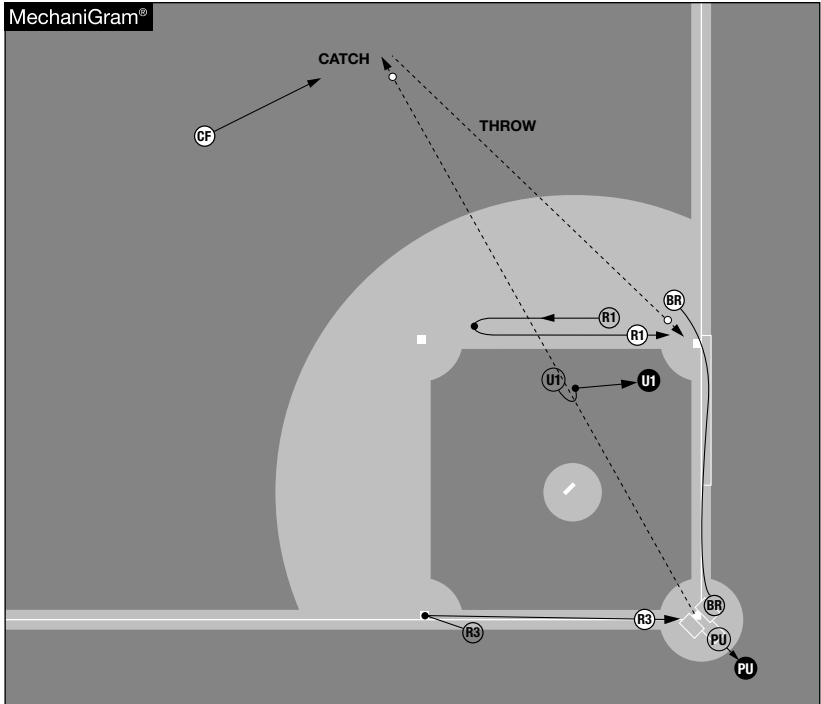
**Action on the field:** Clean hit to right-center field, no catch; R3 advances toward the plate; R1 advances toward third base and draws a throw there; the batter-runner rounds first and returns there

**Umpire responsibilities:**

**PU:** Reads R1 and the ball and moves, while observing R3 touch the plate, into position for any plays at third base on R1.

**U1:** Observes base touches at first and second base.

Fly Ball to Center Field: Catch

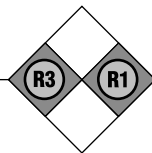


**Action on the field:** A fly ball caught by the center fielder; R3 tags at third and advances toward the plate; R1 advances too far toward second base, then scrambles to get back to first base and draws a throw there

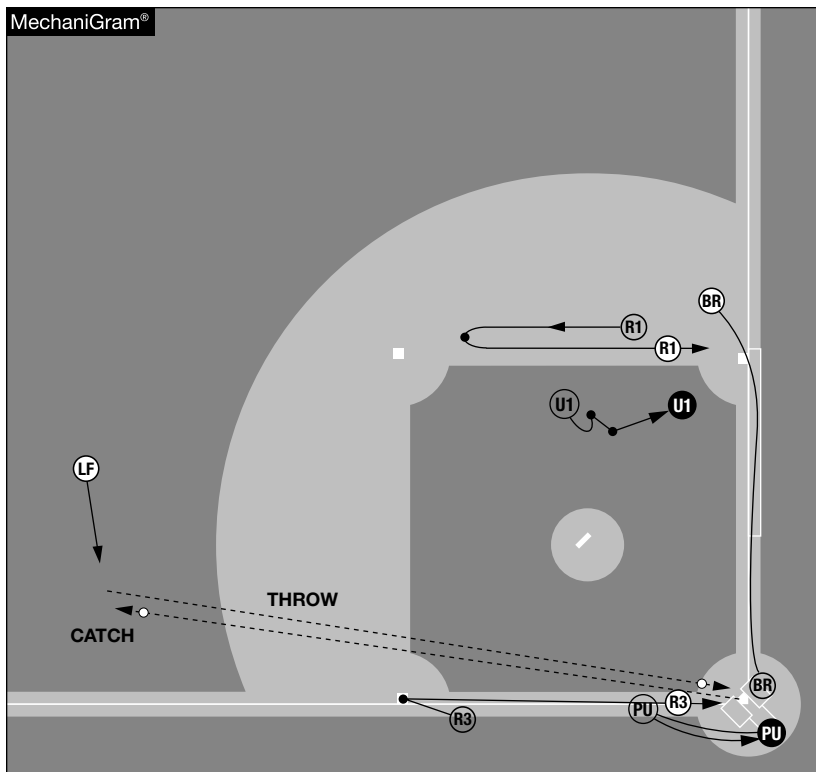
**Umpire responsibilities:**

**PU:** Moves to the best position to view R3's tag up. PU returns to the plate for all plays there. If the ball is not caught, PU observes R3's touch of the plate and moves toward third base and has all plays on R1 at third base. If a play develops at third base and R1 then attempts to advance to the plate on a wild throw, PU must retreat in fair territory for any play at the plate.

**U1:** Moves to the best position possible to view the catch/no catch. U1 observes R1's action and has all plays on the bases. If the ball is not caught, U1 moves to a position to rule on all plays at first and second base and the batter-runner at third base.



## Fly Ball Down the Left-Field Line: Catch



**Action on the field:** Fly ball caught by the left fielder; R3 tags up and advances toward the plate, drawing a throw there; R1 retreats toward first base

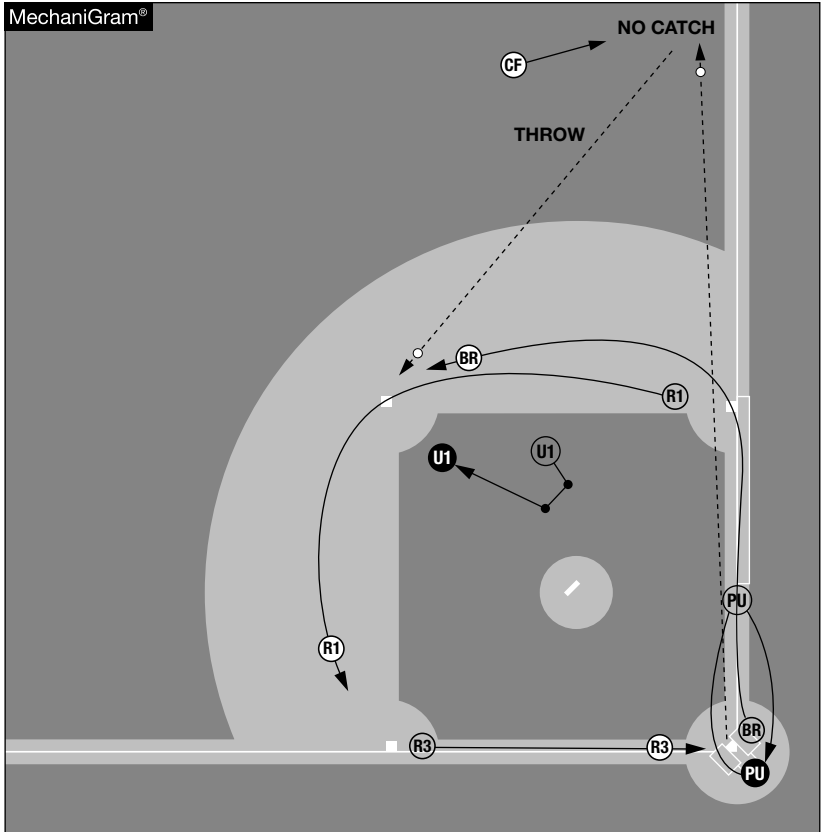
### Umpire responsibilities:

**PU:** Moves to the best position possible to view the fair/foul, catch/no catch and R3's tag up. PU returns to a position for any play at the plate. If the ball is not caught, PU moves toward third base and has all plays there on R1.

**U1:** Observes R1 and moves to a position to rule on all plays on the bases. If the ball is not caught, U1 moves to a position to rule on R1 and the batter-runner at first and second base.



## Fly Ball Down the Right-Field Line: No Catch



**Action on the field:** Deep fly ball to right field, no catch; R3 advances toward the plate; R1 advances toward third base; the batter-runner advances toward second base and draws a throw there

### Umpire responsibilities:

**PU:** Moves to the best position possible to view the fair/foul and catch/no catch. PU is responsible for R3's tag up at third base. Since the ball is deep, PU can move toward first base. PU returns to the plate for all plays there.

**U1:** Reads the runners and throw and moves to a position for all plays on the bases.



## SECTION 7.10

### Runner on second

#### Initial Positions and Outfield Coverage

The coverage is the same as with runners on first and second base (see 7.7.1).

**PU:** Has the left fielder moving toward the left-field foul line and the right fielder moving toward the right-field foul line.

**U1:** Starts in the “C” position and has outfield coverage from the left fielder straight in or straight back to the right fielder straight in or straight back.

#### Infield Catch Coverage

The coverage is the same as with a runner on first base only (see 7.6.2), with U1 in position C.

PU has catches:

1. By the pitcher moving in, left or right.
2. By the third baseman moving back or toward the foul line.
3. By the first baseman moving back or toward the foul line.

U1 has catches:

1. By the pitcher moving back.
2. By the shortstop moving in all directions.
3. By the second baseman moving in all directions.
4. By the third baseman moving in or toward the middle of the field.
5. By the first baseman moving in or toward the middle of the field.

#### Fair/Foul Coverage

The coverage is the same as with a runner on first base only (see 7.6.3), with U1 in position C.

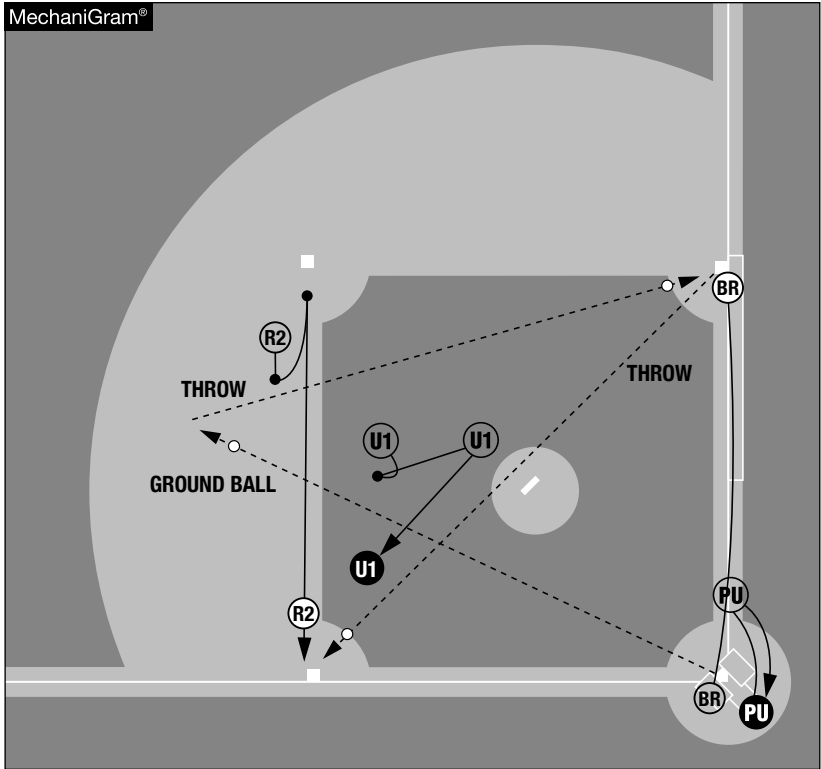
**PU:** Has responsibility for all balls on the third-base line and first-base line.

**U1:** Has no fair/foul responsibility.





Plays Within the Infield



**Action on the field:** Ground ball to shortstop with a throw to first base; R2 advances toward third base on the throw and draws a throw to third base

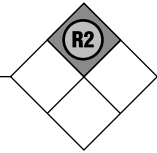
**Umpire responsibilities:**

**PU:** Observes the action at first base to assist on swipe tag or pulled foot by the first baseman and then returns to the plate for any play there.

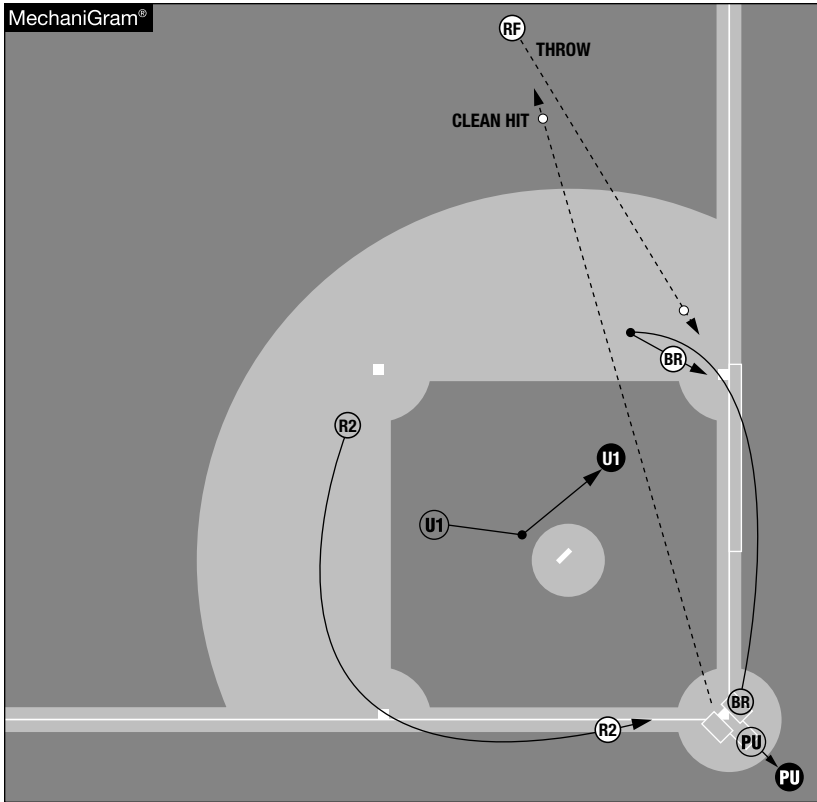
**U1:** Moves into the best position to rule on all plays at first, second or third base.



## 7.10.2 RUNNER ON SECOND



### Clean Hit to Outfield



**Action on the field:** Clean hit to right field, no catch; R2 advances toward the plate; the batter-runner rounds first and draws a throw back to first base

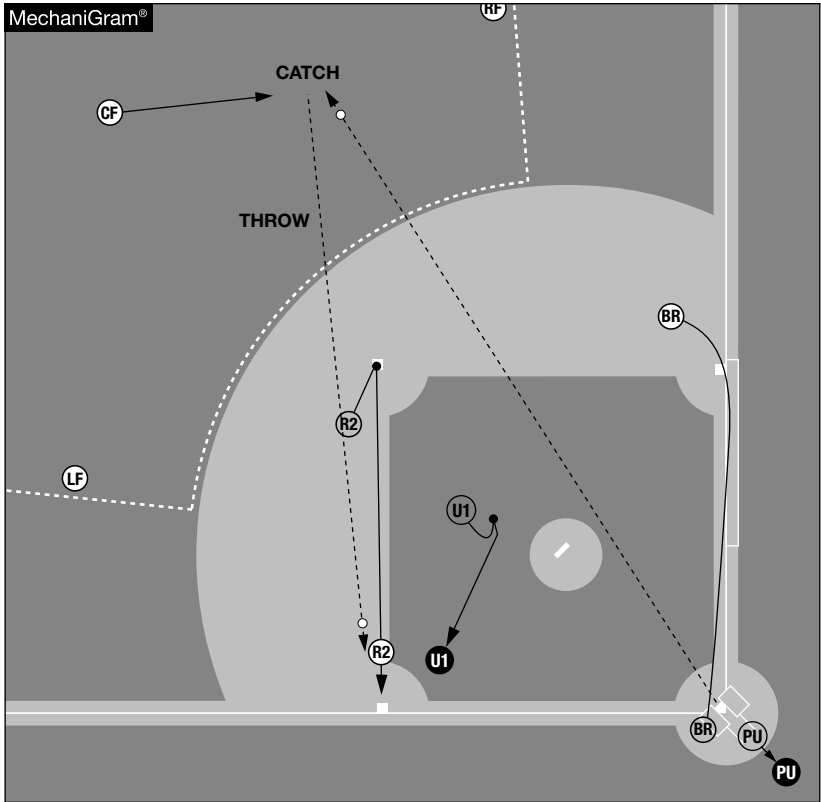
#### **Umpire responsibilities:**

**PU:** Observes R2's base touch at third and has all plays at the plate.

**U1:** Observes all base touches at first and second base and moves to a position to rule on all plays on the bases.



Fly Ball to Center Field: Catch



**Action on the field:** Fly ball caught by the center fielder; R2 tags up and advances toward third, drawing a throw there

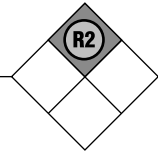
**Umpire responsibilities:**

**PU:** Moves toward third base and observes the action. PU returns to the plate for all plays there.

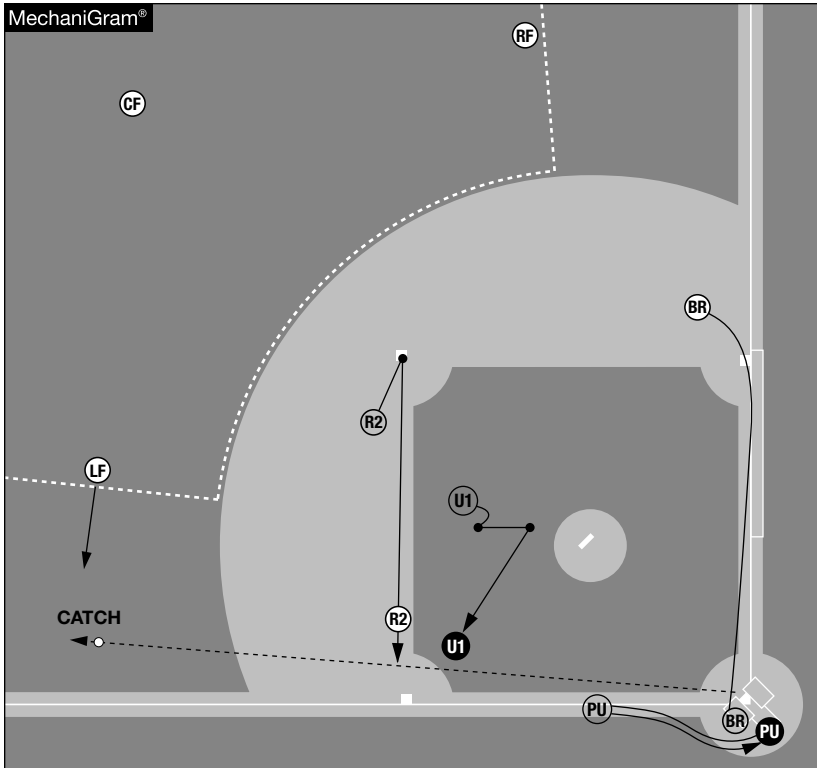
**U1:** Moves to the best position possible to view the catch/no catch. U1 observes R2's tag up. U1 moves to a position to rule on all plays on the bases.



## 7.10.4 RUNNER ON SECOND



### Fly Ball Down the Left-Field Line: Catch



**Action on the field:** Fly ball caught by the left fielder; R2 tags up and advances toward third base

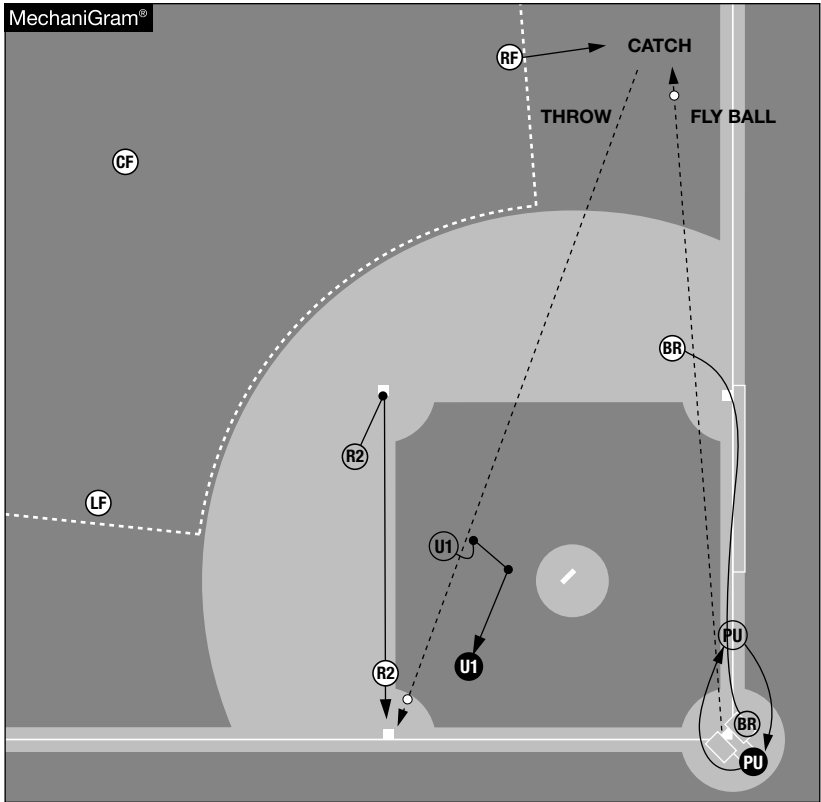
#### **Umpire responsibilities:**

**PU:** Moves to the best position possible to view the fair/foul and catch/no catch. PU returns to the plate for all plays there. PU is responsible for R2's touch of third base if the ball is not caught.

**U1:** Observes R2's tag up at second base. U1 moves to a position to rule on all plays on the bases. U1 has all touches at first and second and the batter-runners touch at third base.



## Fly Ball Down the Right-Field Line: Catch



**Action on the field:** Fly ball caught by the right fielder; R2 tags up, advances toward third base, drawing a throw there

### Umpire responsibilities:

**PU:** Moves to the best position possible to view the catch/no catch. PU returns to the plate for all plays there. PU is responsible for R2's touch of third base if the ball is not caught.

**U1:** Observes R2's tag up at second base. U1 moves to a position to rule on all plays on the bases. U1 has all touches at first and second and the batter-runners touch at third base.



## SECTION 7.11

### Runners on second and third

#### Initial Positions and Outfield Coverage

The coverage is the same as with runners on first and second base (see 7.7.1).

**PU:** Has the left fielder moving toward the left-field foul line and the right fielder moving toward the right-field foul line.

**U1:** Starts in the “C” position and has outfield coverage from the left fielder straight in or straight back to the right fielder straight in or straight back.

#### Infield Catch Coverage

The coverage is the same as with a runner on first base only (see 7.6.2), with U1 in position C.

PU has catches:

1. By the pitcher moving in, left or right.
2. By the third baseman moving back or toward the foul line.
3. By the first baseman moving back or toward the foul line.

U1 has catches:

1. By the pitcher moving back.
2. By the shortstop moving in all directions.
3. By the second baseman moving in all directions.
4. By the third baseman moving in or toward the middle of the field.
5. By the first baseman moving in or toward the middle of the field.

#### Fair/Foul Coverage

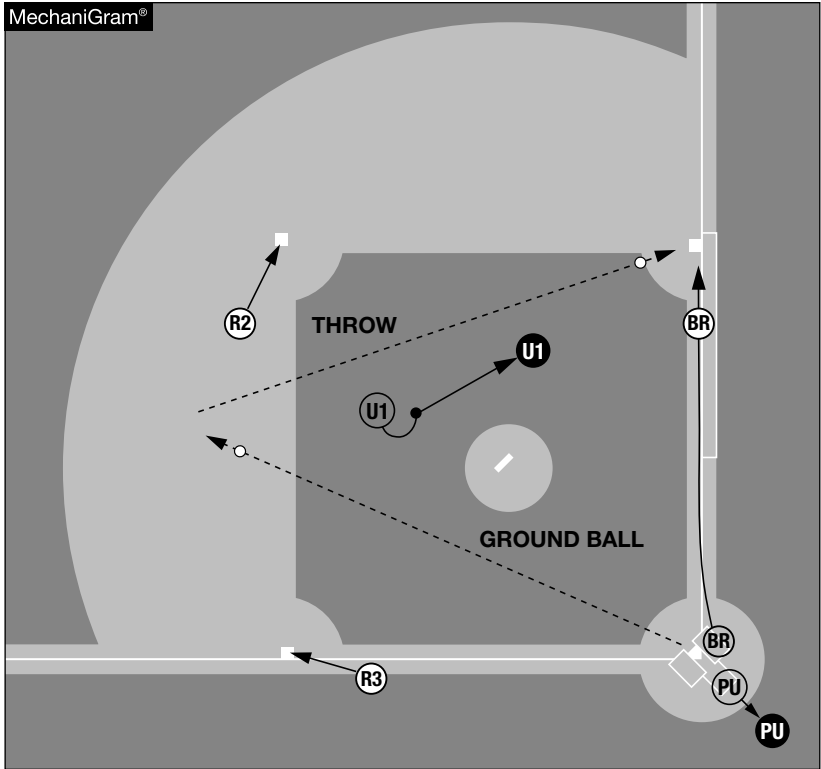
The coverage is the same as with a runner on first base only (see 7.6.3), with U1 in position C.

**PU:** Has responsibility for all balls on the third-base line and first-base line.

**U1:** Has no fair/foul responsibility.



Plays Within the Infield



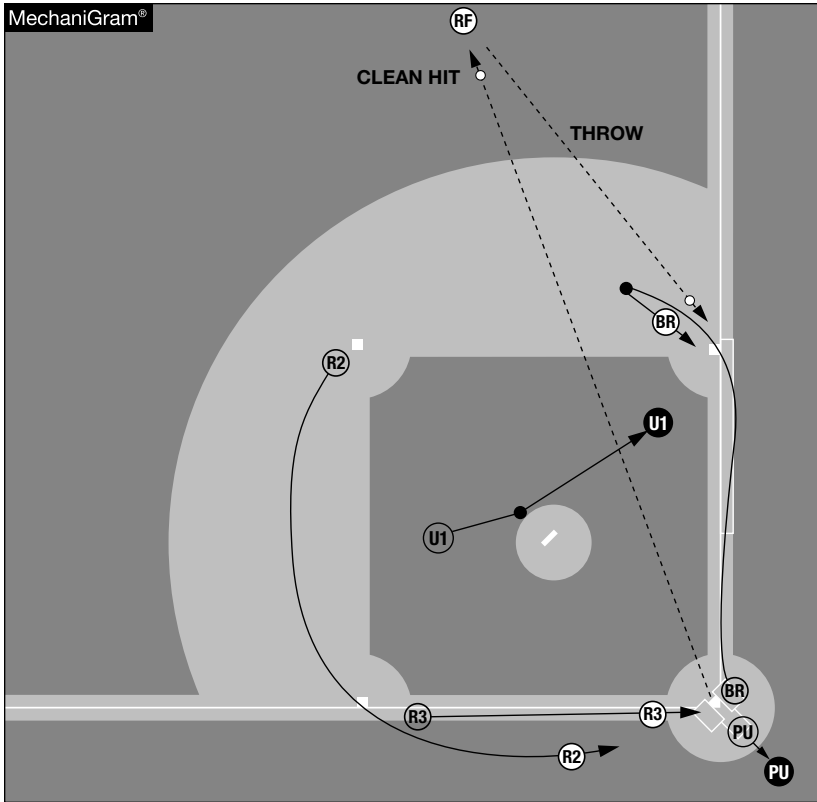
**Action on the field:** Ground ball to third base with a throw to first base; R3 retreats to third base; R2 retreats to second base

**Umpire responsibilities:**

**PU:** Has secondary responsibility for assisting U1 on swipe tag and pulled foot at first base. PU has all touches and plays at the plate, all overthrow responsibilities at first base and all running-lane interference responsibilities.

**U1:** Moves into the best position to rule on all plays at first, second or third base.

## Clean Hit to Outfield



**Action on the field:** Clean hit to right field, no catch; R3 advances toward the plate; R2 advances toward the plate; the batter-runner rounds first base and draws a throw back to first base

### Umpire responsibilities:

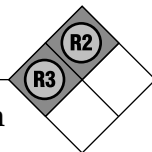
**PU:** Observes R2's touch of third base and all touches at the plate. PU moves into position to rule on all plays at the plate.

**U1:** Observes all base touches of the batter-runner. U1 moves into position to rule on all plays on the bases.

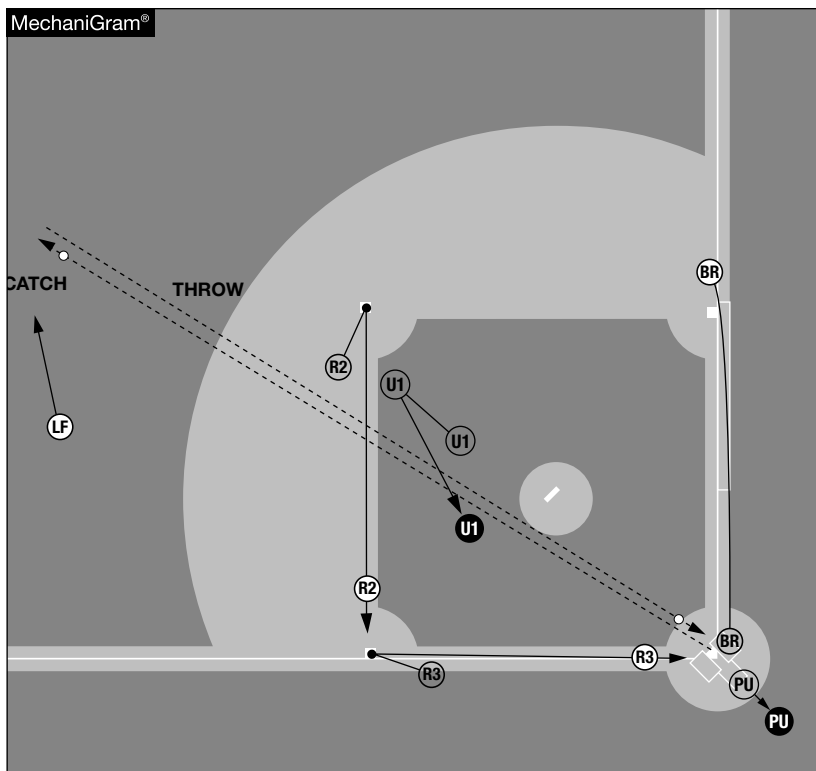




### 7.11.3 RUNNERS ON SECOND AND THIRD



## Fly Ball to Left-Center Field: Catch



**Action on the field:** Fly ball caught by the left fielder; R3 tags up and advances toward the plate, drawing a throw there; R2 tags up and advances toward third base

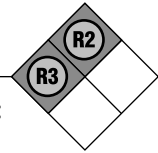
#### **Umpire responsibilities:**

**PU:** Moves to the best position possible to observe R3's tag up. PU returns to the plate for all plays there.

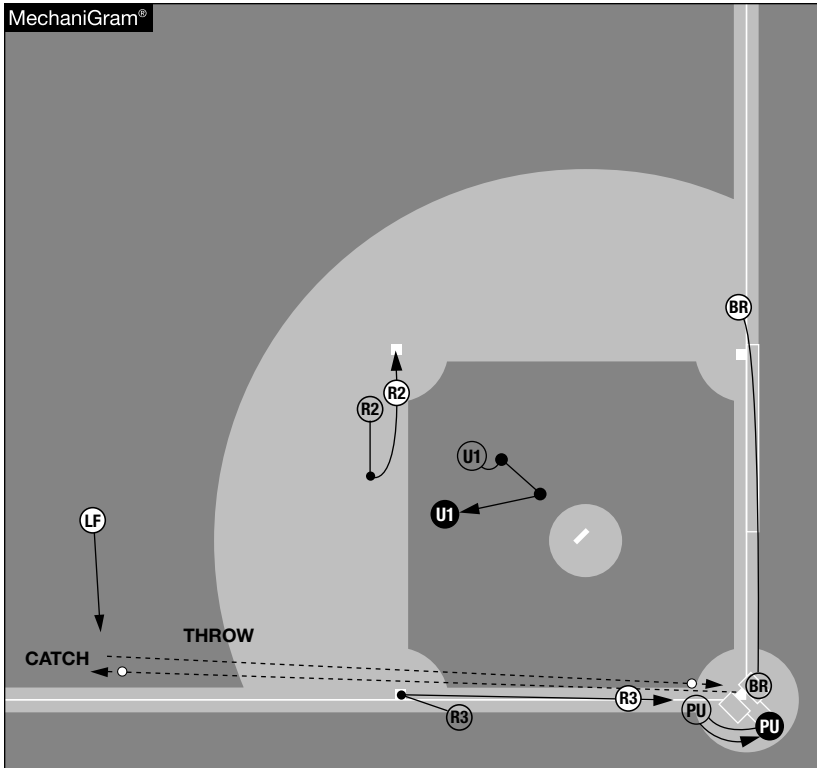
**U1:** Moves to the best position possible to view the catch/no catch. U1 observes R2 tagging up. U1 moves into position for all plays on the bases.



## 7.11.4 RUNNERS ON SECOND AND THIRD



### Fly Ball Down the Left-Field Line: Catch



**Action on the field:** Fly ball caught by the left fielder; R3 tags up and advances toward the plate, drawing a throw there; R2 retreats toward second base

#### Umpire responsibilities:

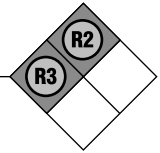
**PU:** Moves to the best position possible to view the fair/foul, catch/no catch and R3's tag up. PU returns to the plate for all plays there.

**U1:** Moves to the best position to observe R2's tag up. U1 has all plays on the bases.

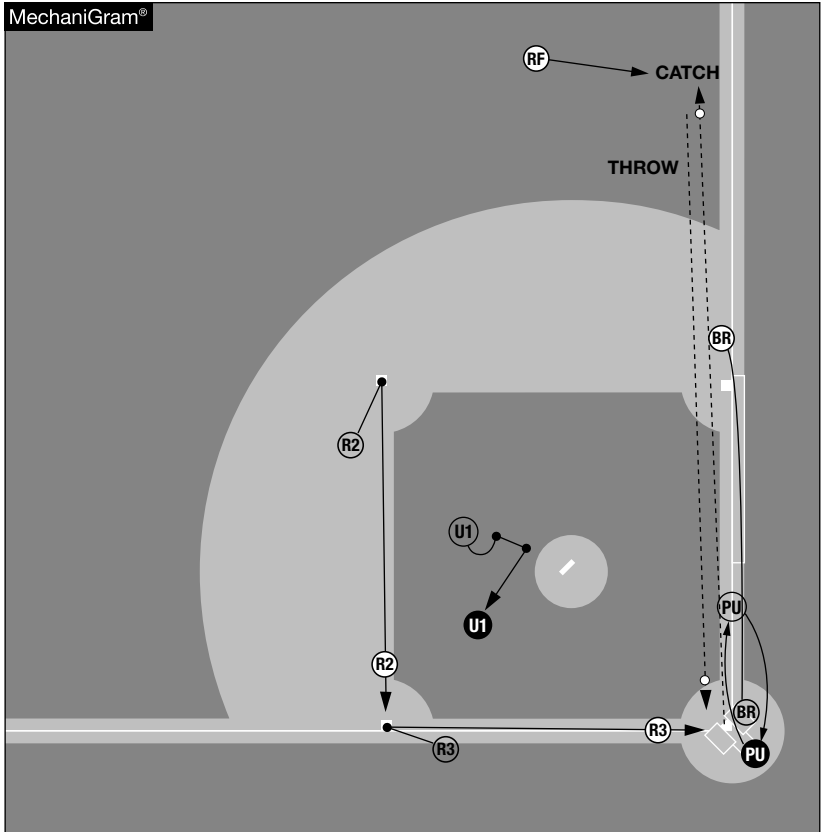




## 7.11.5 RUNNERS ON SECOND AND THIRD



### Fly Ball Down the Right-Field Line: Catch



**Action on the field:** Fly ball caught by the right fielder; R3 tags up and advances toward the plate, drawing a throw there; R2 tags up and advances toward third base

#### **Umpire responsibilities:**

**PU:** Moves to the best position possible to view the fair/foul, catch/no catch and then R3's tag up (first-base line extended since the ball is in shallow right field). PU returns to the plate for all plays there.

**U1:** Moves to the best position to observe R2's tag up. U1 has all plays on the bases.





## SECTION 7.12

### Runner on third

#### Initial Positions and Outfield Coverage

The coverage is the same as runners on first and second (see 7.7.1).

**PU:** Has the left fielder moving toward the left-field foul line and the right fielder moving toward the right-field foul line.

**U1:** Starts in the “C” position and has outfield coverage from the left fielder straight in or straight back to the right fielder straight in or straight back.

#### Infield Catch Coverage

The coverage is the same as with a runner on first base only (see 7.6.2), with U1 in the “C” position.

PU has catches:

1. By the pitcher moving in, left or right.
2. By the third baseman moving back or toward the foul line.
3. By the first baseman moving back or toward the foul line.

U1 has catches:

1. By the pitcher moving back.
2. By the shortstop moving in all directions.
3. By the second baseman moving in all directions.
4. By the third baseman moving in or toward the middle of the field.
5. By the first baseman moving in or toward the middle of the field.

#### Fair/Foul Coverage

The coverage is the same as with a runner on first base only (see 7.6.3), with U1 in the “C” position.

**PU:** Has responsibility for all balls on the third-base line and first-base line.

**U1:** Has no fair/foul responsibility.

#### Plays Within the Infield

The coverage is the same as with runners on second and third (see 7.11.1), with U1 in the “C” position.

**PU:** Has secondary responsibility for assisting U1 on swipe tag and pulled foot at first base. PU has all touches and plays at the plate, all



overthrow responsibilities at first base and all running-lane interference responsibilities.

**U1:** Moves into the best position to rule on all plays on all bases.

### **Clean Hit to Outfield**

The coverage is the same as with runners on second and third (see 7.11.2), with U1 in the “C” position.

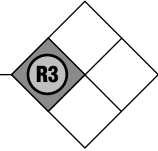
**PU:** Moves into position to rule on all plays and touches at the plate.

**U1:** Observes all base touches involving the batter-runner. U1 moves into position to rule on all plays on the bases.

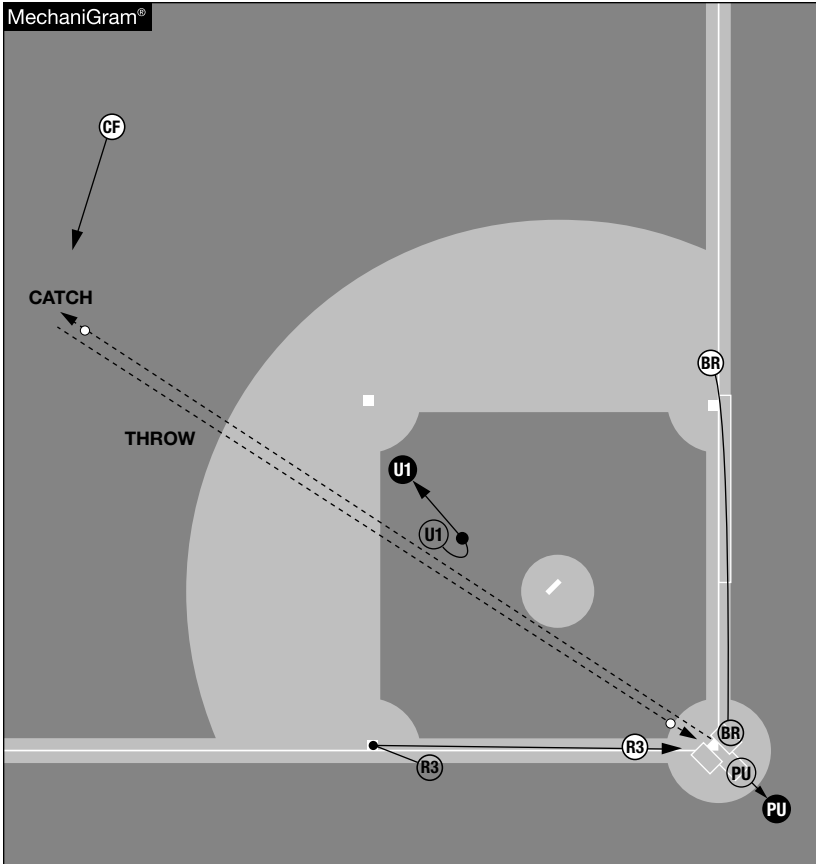




7.12.1 RUNNER ON THIRD



Fly Ball to Center Field: Catch



**Action on the field:** Fly ball caught by the center fielder; R3 tags up and advances toward the plate, drawing a throw there

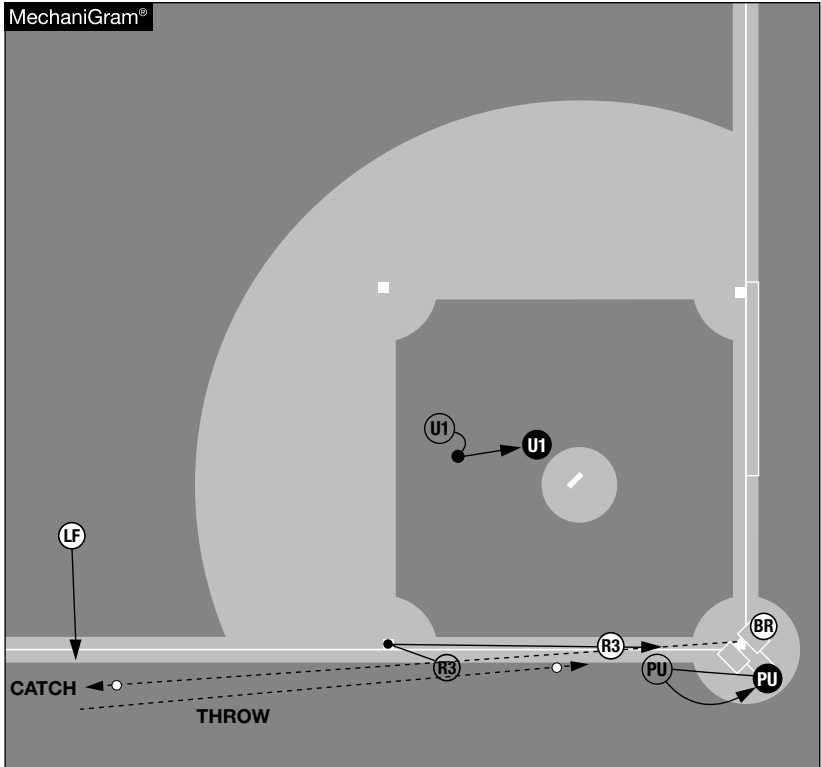
**Umpire responsibilities:**

**PU:** Moves to the best position to observe R3's tag up at third base. PU returns to the plate for all plays there.

**U1:** Moves to the best position possible to view the catch/no catch. U1 moves into the best position to rule on all plays on all bases, including any play back at third base.



## Fly Ball Down the Left-Field Line: Catch



**Action on the field:** Foul-fly ball caught by the left fielder; R3 tags up and advances toward the plate, drawing a throw there

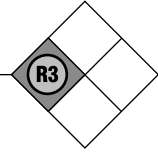
**Umpire responsibilities:**

**PU:** Moves to the best position possible to view the fair/foul, catch/no catch and R3's tag up. PU returns to the plate for all plays there.

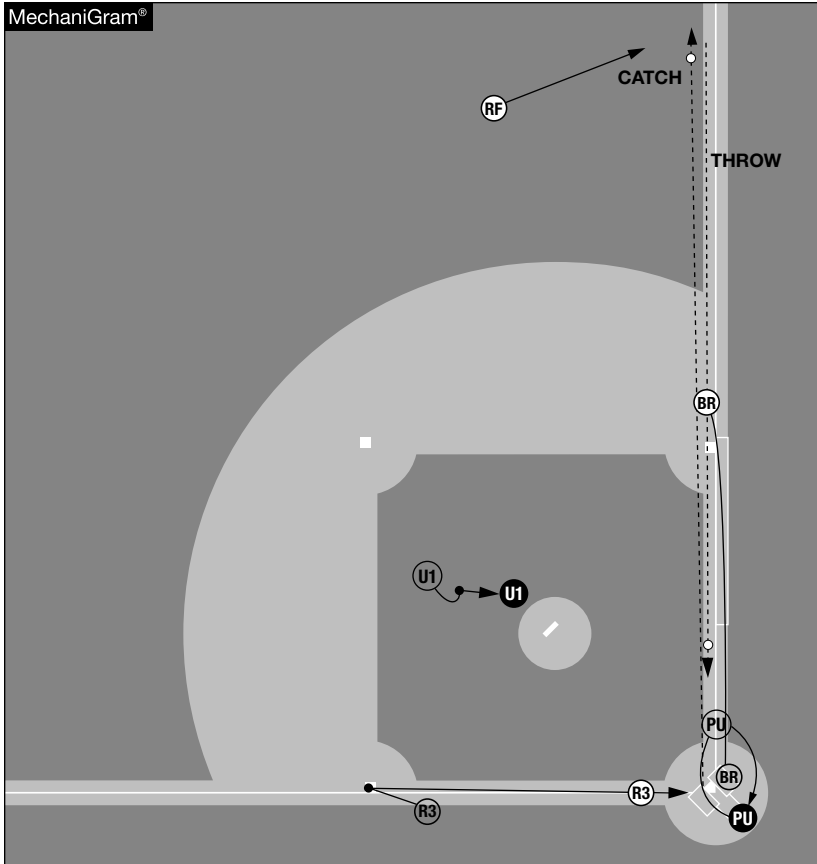
**U1:** Observes the action and has all plays on the bases, including any play back at third base.



## 7.12.3 RUNNER ON THIRD



### Fly Ball Down the Right-Field Line: Catch



**Action on the field:** Deep fly ball caught by the right fielder; R3 tags up and advances toward the plate, drawing a throw there

#### **Umpire responsibilities:**

**PU:** Moves to the best position possible to view the fair/foul, catch/no catch and R3's tag up. PU returns to the plate for all plays there.

**U1:** Observes the action and has all plays on the bases, including any play back at third.







## **Section 8**

# **Mechanics for a Crew of Three Umpires**



## Mechanics for Three Umpires

### 8.1 Basic Principles:

1. Box 'em in. Having the third umpire often allows umpires the luxury of having one umpire in front of a runner and one umpire behind of a runner — but not always!
2. Communication is crucial. You have to know where your partners are — and what they're doing — in order to function as a unit.
3. Infield umpires may go out. In some situations, an umpire positioned in the middle of the diamond may cross the basepaths and head into the outfield for better coverage.
4. Studying three-umpire mechanics will help you understand four umpire mechanics. If you're going to work the four-umpire system (say, come tournament time), you better have the three-umpire system down pat!

### 8.2 Balk Concentration

There are some balks that are more obvious from some positions.

#### A. PU should concentrate on:

1. Left-handed pitchers stepping to the plate
2. Left-handed pitchers coming to a complete stop
3. Right-handed pitchers coming to a complete stop
4. Right-handed pitchers gaining ground on the jump turn
5. Right-handed pitchers closing their front shoulder before the jump turn

#### B. U1 should concentrate on:

1. Left-handed pitcher's step, or body movement, to the plate
2. Left-handed pitchers coming to a complete stop
3. Left-handed pitchers breaking the back edge of the pitcher's rubber
4. Right-handed pitchers breaking their front knee before the jump turn



C. U3 should concentrate on:

1. Right-handed pitchers coming to a complete stop
2. Right-handed pitchers stepping to the plate on the third-to-first move
3. Right-handed pitchers breaking the back edge of the pitcher's rubber
4. Right-handed pitchers stepping to the plate

## **8.3 Line Drive Responsibilities**

A. Umpires will be held accountable to set their initial pre-pitch position with strong consideration given to line drive responsibilities.

B. Umpires shall start with their inside foot next to the foul line and shall NOT straddle the line. With a runner on third base, U3 is allowed to straddle the line to have an unobstructed view of the hitting zone and check swing responsibility so long as it does not cause poor positioning for line-drive responsibility.

C. U1 and U3 will position themselves no more than 6-8 feet behind the fielder with no runners on base. If the fielder is playing deep near the grass/dirt line, U1 should cut this distance down to 3-4 feet while maintaining a starting position to handle all responsibilities. The umpire should never put himself in a position where a fielder could step into or dive into him on a line drive.

D. U1 and U3 should be well positioned to see line drives hit at the feet of the first or third baseman in their normal positions (with a step or two forward) and to make that call.

E. U1 and U3 will now take all line drives hit directly at and immediately in front of the first or third baseman. "Directly in front" refers to the immediate area in front of the fielder and in the immediate vicinity of his starting position. A fielder who moves a significant distance straight forward will remain the plate umpire's call.

## **8.4 Basic Outfield Coverage**

A. Umpires will not automatically go out on all fly balls with or without runners on base. Umpires are expected to read fly balls and only go out on a trouble ball. The philosophy adopted by the CCA mechanics committee is "if in doubt, go out." That philosophy is not meant to replace the reading of fly balls. Pause, read and react techniques should always be utilized.



- B.** Pause, read and react. Then go hard and get a good angle. Be stopped when the play occurs.
- C.** Four conditions that require an umpire to go to the outfield from the “A, B, C or D” positions:
1. The outfielder turns and begins to run toward the outfield fence (possible home run).
  2. Multiple players converging on a fly ball.
  3. A catch being made below the waist.
  4. Outfielder moving toward the foul line and possible fair/foul decision.
- D.** When a base umpire goes out from any position, the crew will revert back to the two-umpire system in most cases.
- E.** In the three-umpire system, it is acceptable for umpires positioned within the infield to cross the basepath and go to the outfield for fly ball coverage. Some basic principles apply:
1. Umpires stationed within the infield must communicate (signal and verbal) with their partners before every situation that might call for them to leave the infield on a batted ball.
  2. Umpires should only leave the infield on batted balls in their coverage area that are hit deep into the outfield or when outfielders are moving in and a catch is in doubt.
  3. Umpires should not leave the infield on line drives or other situations when partners would not have an opportunity to assume their coverage.
- F.** If in doubt, go out on fly balls in your coverage area.
1. If you are going out, go out hard.
  2. Leave no doubt in your partners’ minds about whether or not you are going out.
  3. Signal your partners by raising your arm if you are going out.
  4. If you are not going out, hold your arm out to your partners with your palm facing them.
  5. If you do not go out, you still maintain responsibility for the catch.
  6. Once you go out, do not return until the play is complete.



## **8.5 Overthrows**

### **Nobody on base**

All overthrows will be taken by the plate umpire with the exception of when the crew has rotated and that responsibility will revert to U1 who has rotated to the plate.

### **Runner on first base**

Plate umpire will have responsibility for overthrows with the exception of when the crew has rotated and U1 has rotated to the plate. U1 will then have that overthrow. In instances when the crew reverts to two umpires, the plate umpire has all overthrows.

### **Runners on first and second**

Plate umpire will take all overthrows with the exception of when there is a tag-up rotation and U1 has rotated to the plate. U1 will then assume that responsibility. When the crew reverts to a two-man system and the plate umpire has a tag play at third base, that umpire will take that play at third, the overthrow and possible play at the plate from the inside.

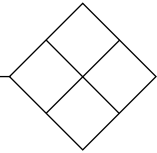
### **Runners on first and third, second and third, third base only or bases loaded.**

Plate umpire has all overthrow responsibilities.

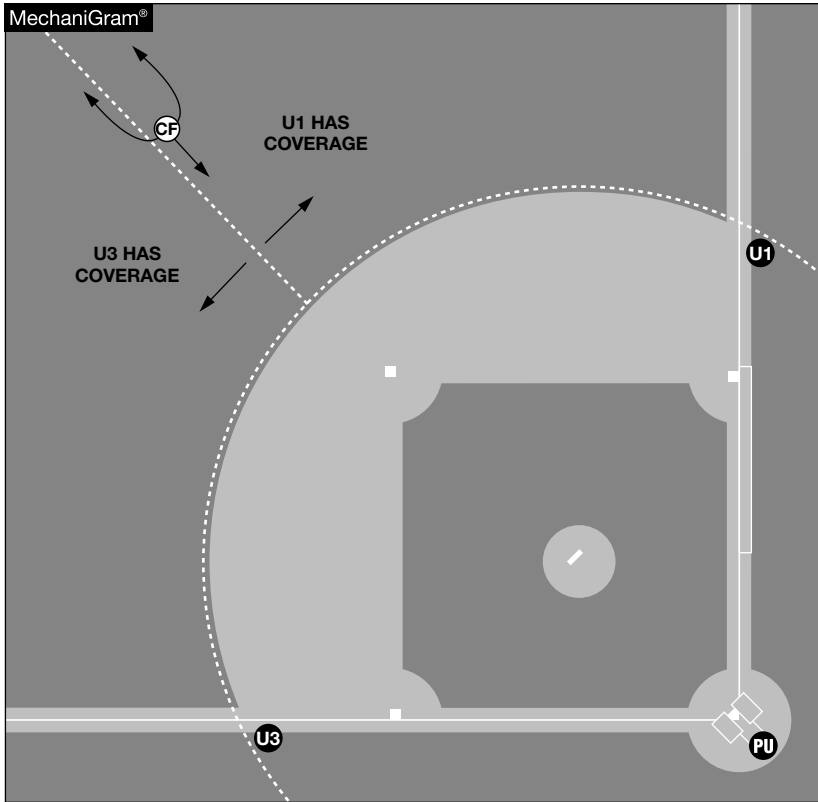




## 8.6.1 NO RUNNERS ON



### Initial Positions and Outfield Coverage



**Action on the field:** No action

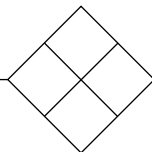
#### **Umpire responsibilities:**

**PU:** Has no outfield responsibility with no runners on base.

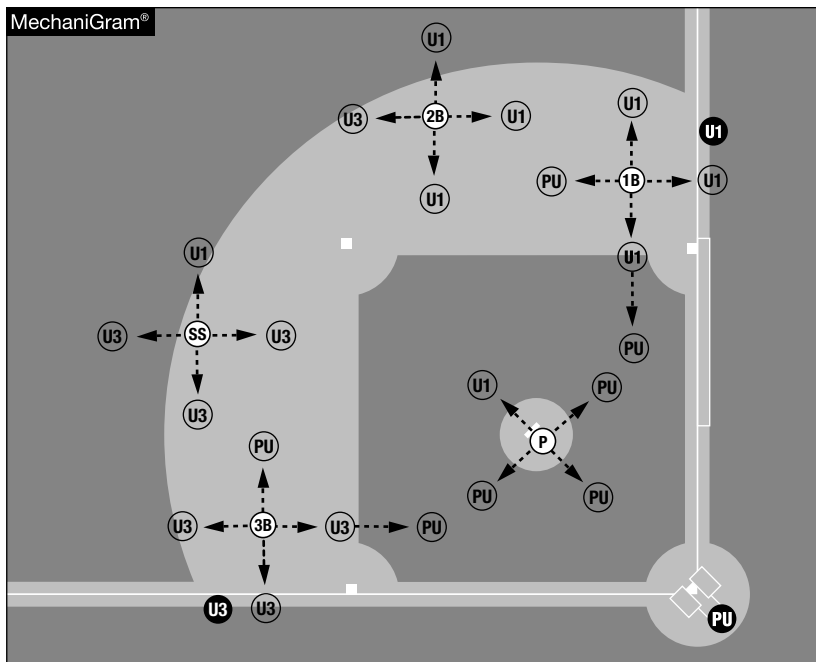
**U1:** Starts in the “A” position. U1 dictates coverage and has the center fielder straight in, when the center fielder turns to his left and goes straight back and when he moves toward right field. U1 also has all balls to the right fielder.

**U3:** Starts in the “D” position. U3 has the center fielder moving toward left field, when the center fielder turns to his right and goes straight back and all balls to the left fielder.





## Infield Catch Coverage



**Action on the field:** No action

### Umpire responsibilities:

PU has catches:

1. By the pitcher moving in, left or right.
2. By the first and third baseman moving toward the plate or toward the middle of the infield.

U1 has catches:

1. By the second baseman moving in, out or toward first base.
2. By the shortstop moving toward second base.
3. By the first baseman on line drives directly at or directly in front, moving back or toward the line.
4. By the pitcher moving back.

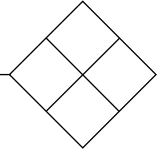
U3 has catches:

1. By the shortstop moving in, back or toward third base.
2. By the second baseman moving toward second base.
3. By the third baseman on line drives directly at or directly in front, moving back or toward the line.

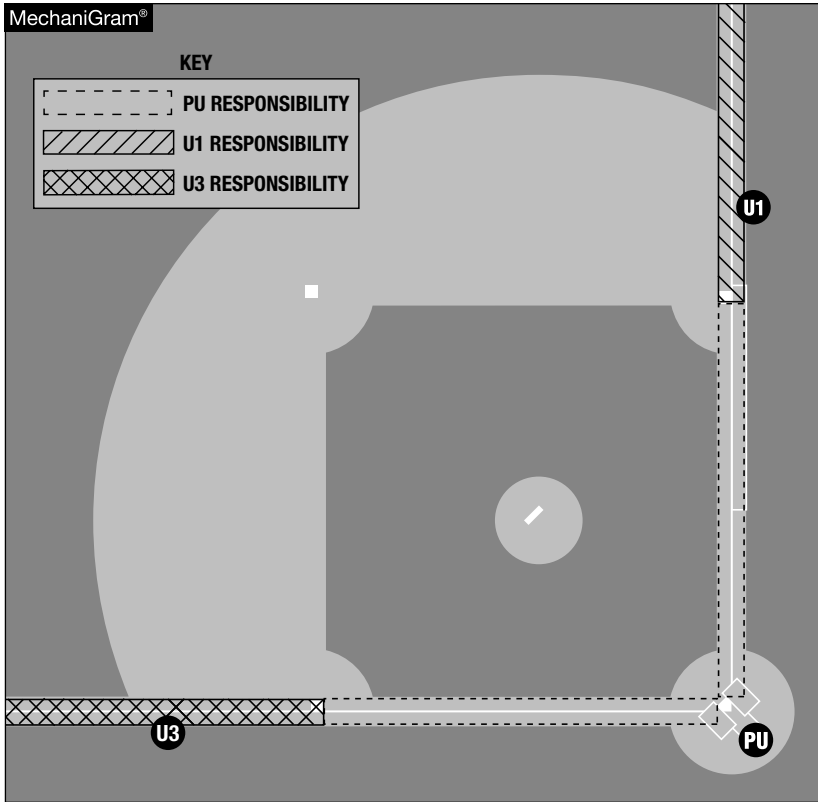




8.6.3 NO RUNNERS ON



## Fair/Foul Coverage



**Action on the field:** No action

### Umpire responsibilities:

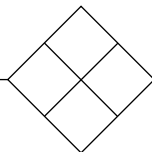
**PU:** Has responsibility for balls up to first base and third base.

**U1:** Has responsibility for balls that hit first base and/or go beyond.

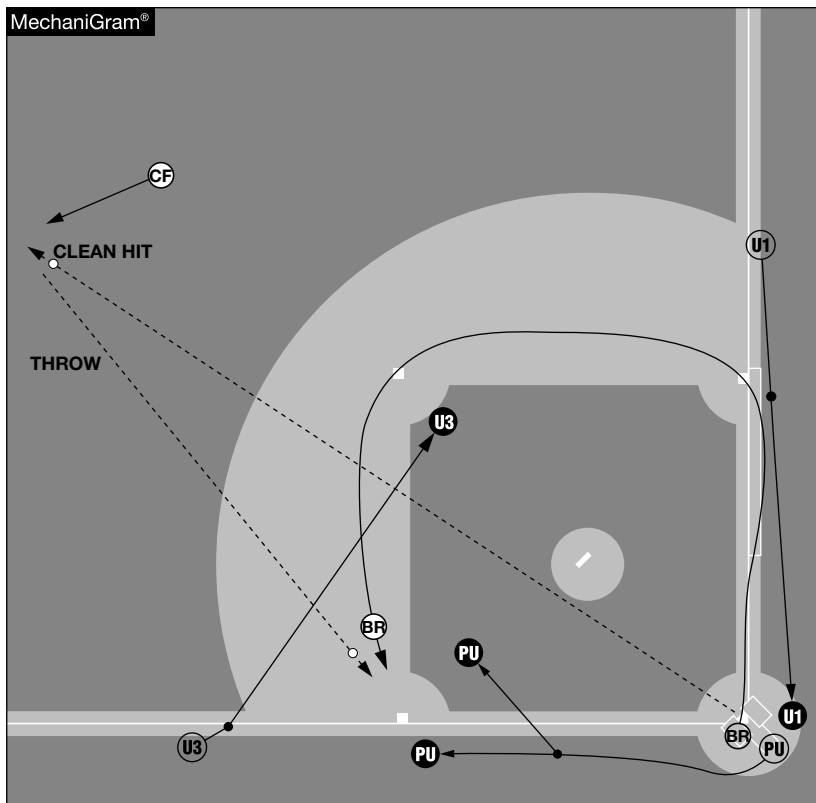
**U3:** Has responsibility for balls that hit third base and/or go beyond.







## Clean Hit to the Outfield



**Action on the field:** A deep clean hit to the outfield with the batter-runner advancing toward third base, drawing a throw there

**Umpire responsibilities:**

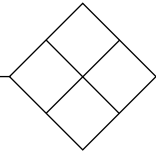
**PU:** Reads the ball and has any play on the batter-runner at third base.

**U1:** Observes batter-runner's base touch at first base and begins to move toward the plate if the batter-runner commits to third base.

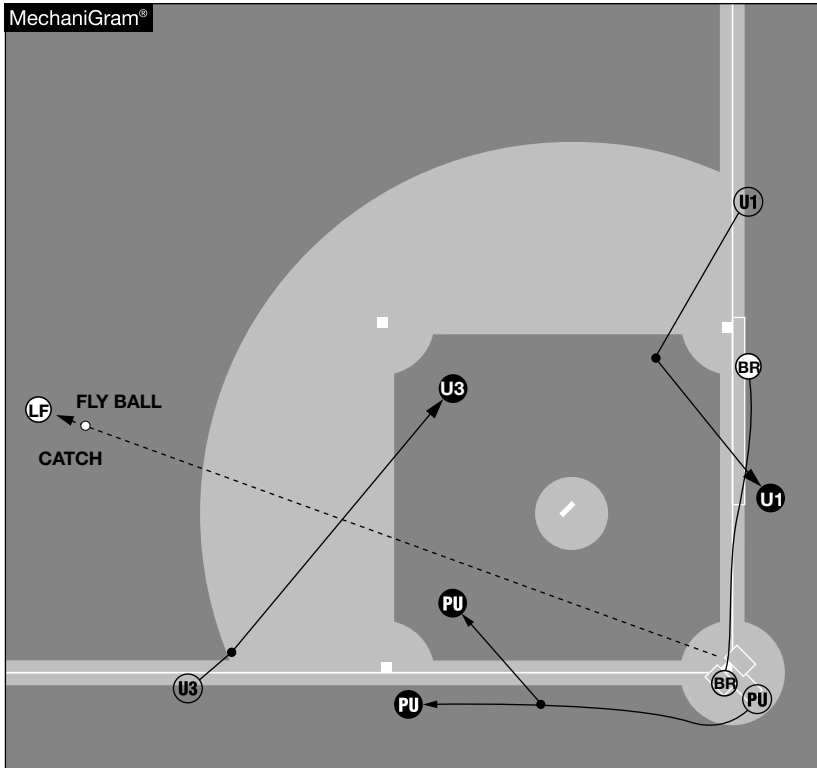
**U3:** Enters the infield and has all plays on the batter-runner at second base.



8.6.5 NO RUNNERS ON



## Fly Ball to Left Field: Catch



**Action on the field:** A routine fly ball to left field.

### Umpire responsibilities:

**PU:** Reads U3's movement and moves up the line for a play at third if the ball is not caught.

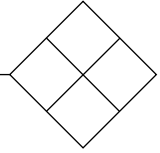
**U1:** Observes batter-runner's base touch at first base. U1 may enter the infield if he desires. If the ball is not caught, U1 must be prepared to move toward the plate if the batter-runner commits to third base.

**U3:** Moves toward the infield since fair/foul and catch/no-catch are not an issue. U3 continues into the infield for a play at second in the event the ball is not caught.

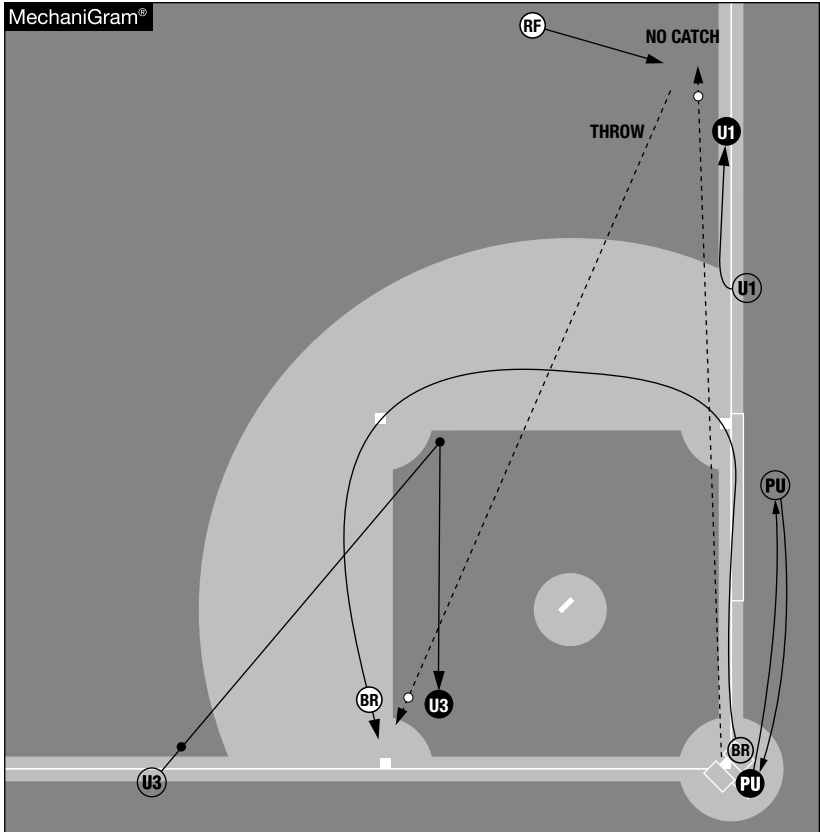




### 8.6.6 NO RUNNERS ON



## Fly Ball Down the Right-Field Line: No Catch, U1 Goes Out



**Action on the field:** Fly ball to right field, no catch; the batter-runner advances toward third base, drawing a throw there

#### **Umpire responsibilities:**

**PU:** Moves to first base for any play on the batter-runner. Once the batter-runner reaches second base, PU returns to the plate for any play there.

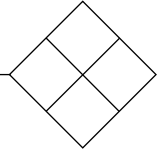
**U1:** Goes out on the fly ball to rule on fair/foul and then the catch/no-catch.

**U3:** Has all plays at second and third base.

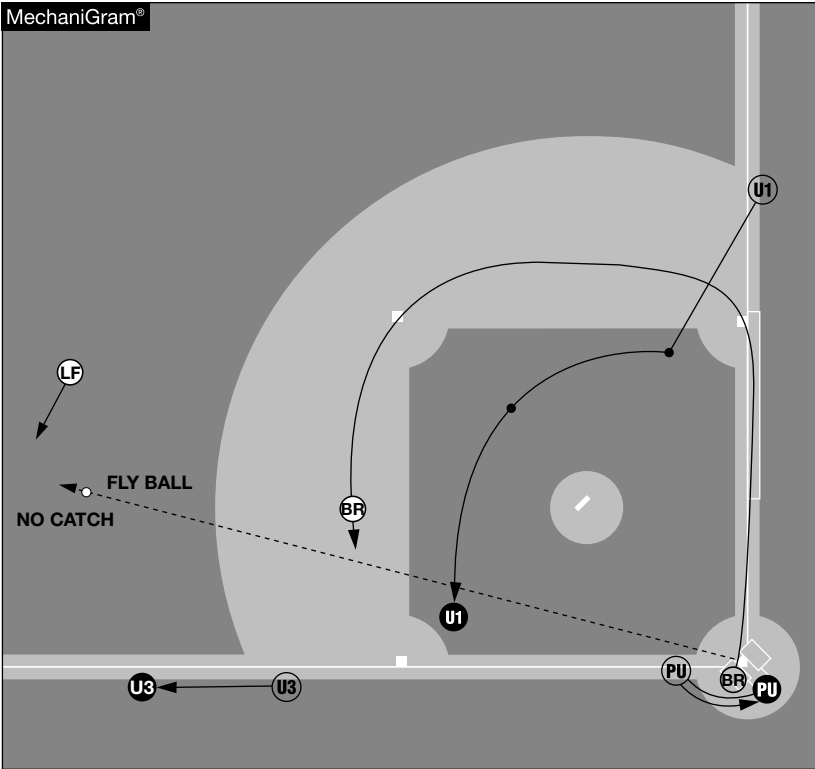




8.6.7 NO RUNNERS ON



**Fly Ball to Left Field:  
No Catch, U3 Goes Out**



**Action on the field:** Fly ball to left field; no catch; the batter-runner advances toward third base

**Umpire responsibilities:**

**PU:** Has any play on the batter-runner at the plate.

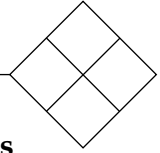
**U1:** Moves to the infield for any play on the batter-runner at first, second or third base.

**U3:** Goes out on the fly ball to rule on fair/foul and the catch/no-catch.

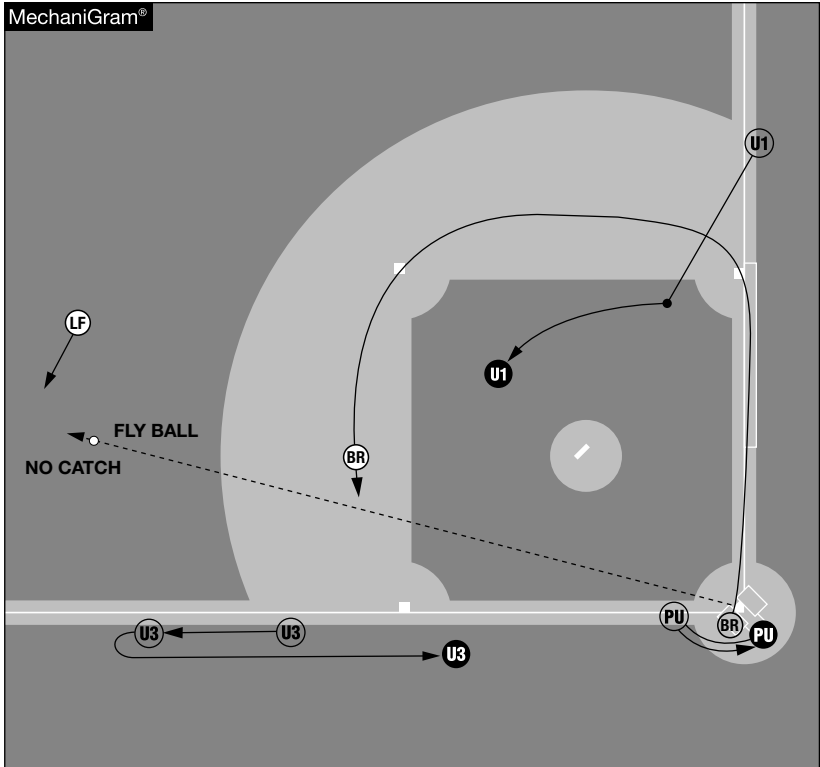




8.6.8 NO RUNNERS ON



## Fly Ball to Left Field: No Catch, U3 Goes Out and Returns



**Action on the field:** Fly ball to left field; no catch; the batter-runner advances toward third base.

### Umpire responsibilities:

**PU:** Has any play on the batter-runner at the plate.

**U1:** Moves to the infield for any play on the batter-runner at first or second base.

**U3:** Goes out on the fly ball to rule on fair/foul and the catch/no-catch; returns to third base in foul territory to take any play on batter-runner at third base.





## SECTION 8.7

### Runner on first

#### Initial Positions and Outfield Coverage

U1 is in the “A” position. U3 is in the “Deep B” or “Deep C” position.

The initial responsibility of all catch or no catch of fly balls and line drives to the outfield belongs to U3. U1 retains coverage on all trouble balls (See 8.4C) from the center fielder coming straight in or straight back to the right-field line. If U1 goes out, the crew reverts to the two-umpire system. If the ball is hit where the left fielder moves any distance toward the foul line, then PU has all catch/no-catch responsibility.

By conference approval, any time a runner is positioned at first base only with two outs and the batter with a full count, the base umpires may reverse rotate on a base hit.

#### Infield Catch Coverage

PU has catches:

1. By the pitcher moving in, left or right.
2. By first baseman moving in.
3. By the third baseman moving in, back or toward the foul line.

U1 has catches:

1. By the first baseman directly at or directly in front, moving out or toward the foul line.
2. By the second baseman moving back or toward first base.

U3 has catches:

1. By all fielders moving toward the middle of the field.
2. By the pitcher moving back.
3. By the third baseman directly at or directly in front
4. By the shortstop moving in all directions.
5. By the second baseman moving in.

#### Fair/Foul Coverage

**PU:** Has responsibility for all balls on the third-base line and up to first base.

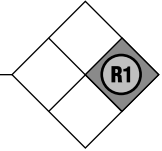
**U1:** Has responsibility for all balls that hit first base or go beyond first base.

**U3:** Has no foul-line responsibility.

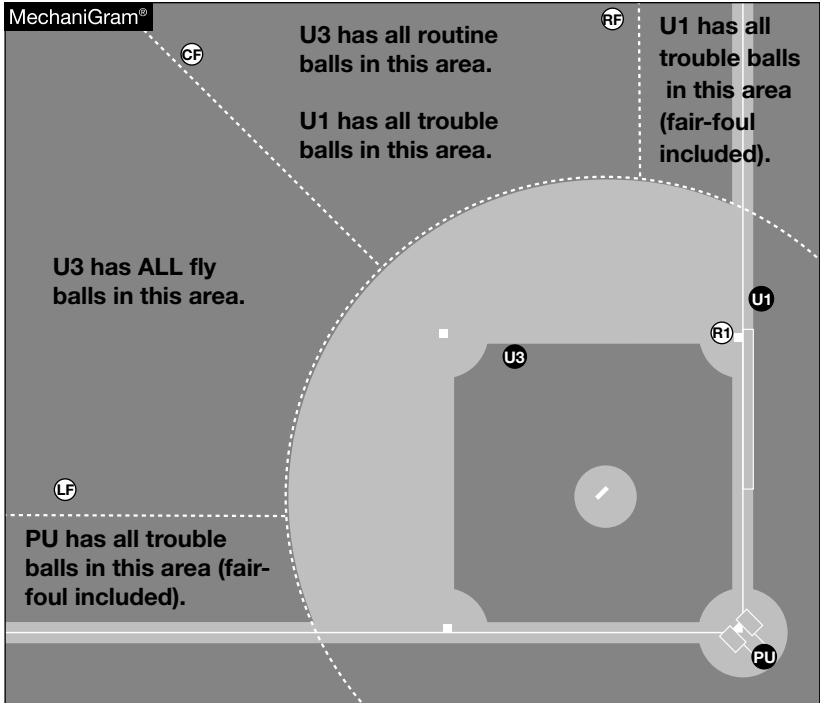




## 8.7.1 RUNNER ON FIRST



### Initial Positions and Outfield Coverage



**Action on the field:** No action

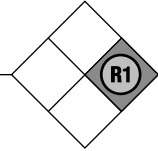
#### **Umpire responsibilities:**

**PU:** Has catch/no-catch responsibility if the ball is hit where the left fielder moves any distance toward the foul line.

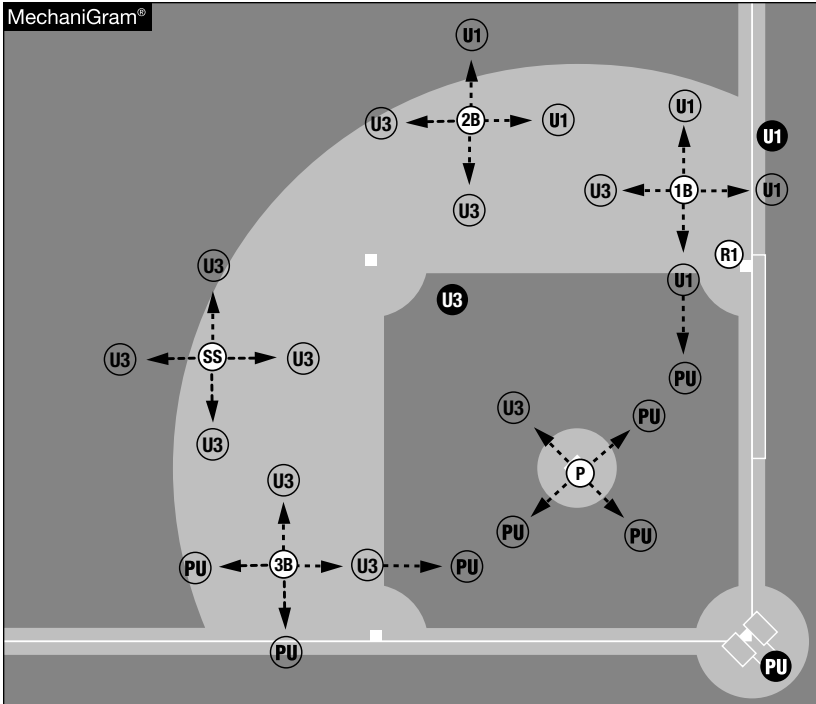
**U1:** Starts in the “A” position. U1 retains coverage on all trouble balls (See 8.4C) from the center fielder coming straight in or straight back to right-field out of play. If U1 goes out, the crew reverts to the two-umpire system.

**U3:** Starts in the “Deep B” position (“Deep C” is optional and permissible). U3 has all responsibility for all routine catches from left field to right field, and all trouble catches in the left-center field wedge.





## Infield Catch Coverage



**Action on the field:** No action

### Umpire responsibilities:

PU has catches:

1. By the pitcher moving in, left or right.
2. By first baseman moving significantly in.
3. By the third baseman moving in, back or toward foul line.

U1 has catches:

1. Immediately in front of the first baseman, out or toward the foul line.
2. By the second baseman moving back or toward first base.

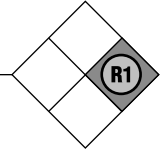
U3 has catches:

1. By all fielders moving toward the middle of the field.
2. By the pitcher moving back.
3. Immediately in front of the third baseman.
4. By the shortstop moving in all directions.
5. By the second baseman moving in.

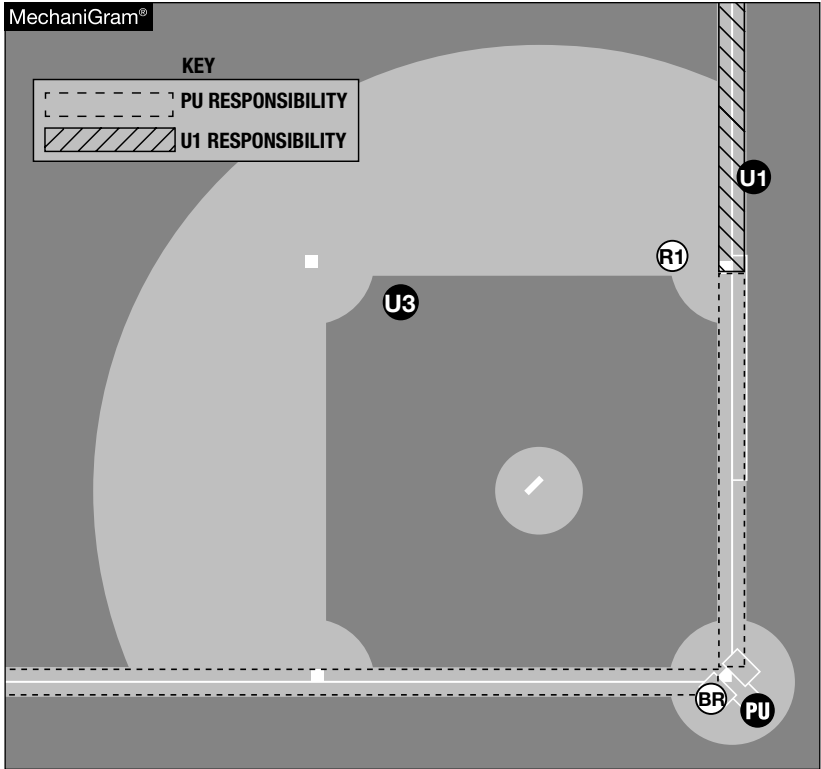




### 8.7.3 RUNNER ON FIRST



## Fair /Foul Coverage



**Action on the field:** No action

**Umpire responsibilities:**

**PU:** Has responsibility for all balls on the third-base line and up to first base.

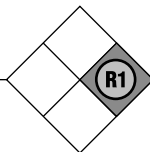
**U1:** Has responsibility for all balls that hit first base or go beyond first base.

**U3:** Has no foul-line responsibility.

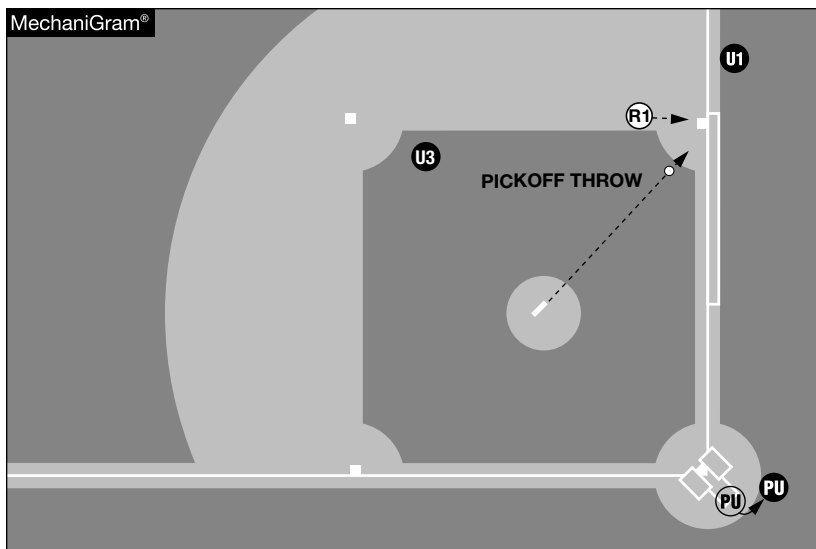




## 8.7.4 RUNNER ON FIRST



### Pickoff at First



**Action on the field:** Before pitching, the pitcher attempts to pick off the runner at first base.

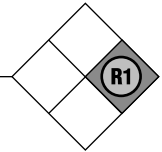
#### Umpire responsibilities:

**P:** Watches the pitcher for potential balks, then takes a step out from behind the catcher to observe the action or in case ball is overthrown.

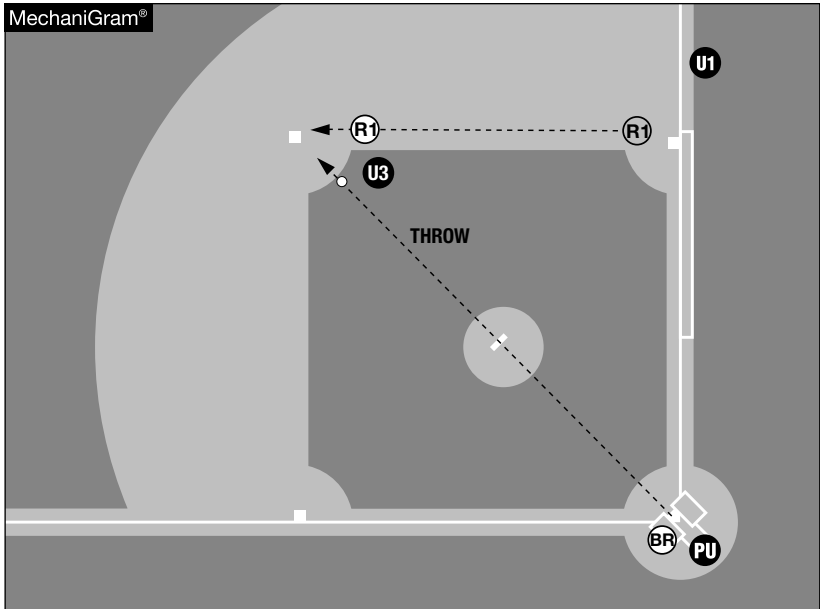
**U1:** Umpires shall start with their inside foot next to the foul line and NOT straddling the line. When the first baseman is holding the runner on first, U1 should be in a hands-on-knees set position immediately when the pitcher comes in contact with the rubber. U1's distance will be no more than 6-10 feet from the bag. U1's line of sight should be to the inside of the runner leading off with a clear view of the pitcher. On a pickoff, U1 should remain set throughout the entire critical action of the play. U1 should never move into foul territory on a pickoff from the pitcher. Umpires are not to start in foul territory for a pickoff (off the line) and then quickly move back to the foul line as the pitch is being delivered. When the first baseman is NOT holding the runner on first, U1 will position himself no more than 6-8 feet behind the fielder. If the fielder is playing deep, U1 should cut this distance in half and be no more than 3-4 feet behind the fielder. The umpire should never put himself in a position where a fielder could step or dive into him on a line drive. For all back picks at first base, an umpire should always anticipate this pick from the catcher and be ready to quickly move as far as the play will allow. Umpires are not to take a back pick by moving from their initial starting position into FAIR territory.

**U3:** Watches the pitcher for potential balks before throwing. Is responsible for all plays at second and third base, including if R1 ends up in a rundown.





## Steal of Second



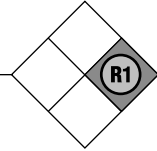
**Action on the field:** The batter swings and misses at the pitch as R1 attempts to steal second base.

### Umpire responsibilities:

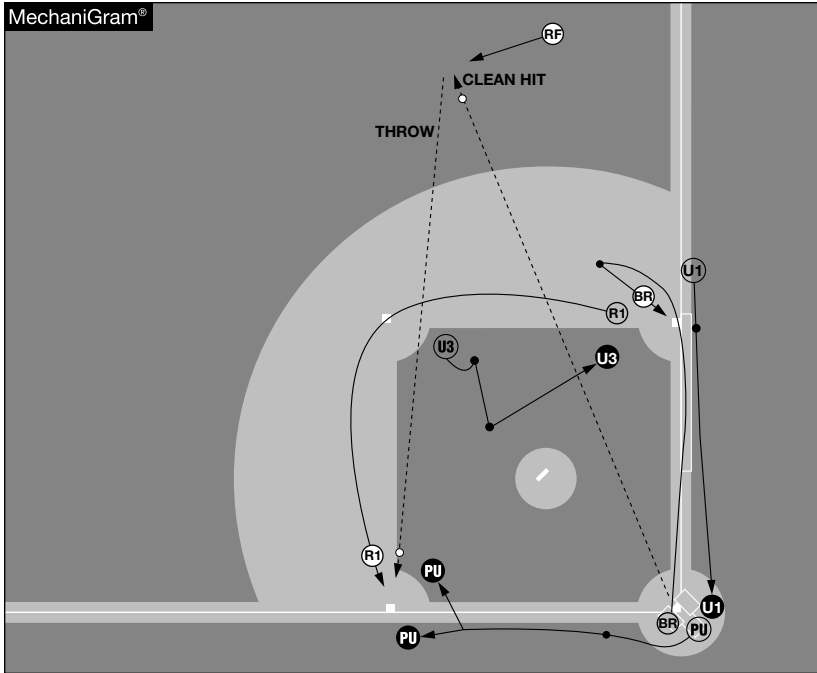
**P:** Signals the swinging strike without taking his focus off the play at hand. Ensures the batter does not interfere with the catcher's throw. Observes the play.

**U1:** Observes the pitch and the initial throw to second.

**U3:** Starting with the 2020 season, umpires are not allowed to start in the infield and then run to a position out in the dirt looking straight down the baseline toward second base during a steal play. All steal plays must be taken between the B and C starting positions. Takes a step toward the second-base cutout. Keeps eye on the ball and turns as the ball passes U3. Comes to a hands-on-knee set to see the play at second base. If the play is a swipe-tag out, ensure the fielder retains possession of the ball before making the out call. If the runner is safe, no delay is necessary.



## Clean Hit to the Outfield



**Action on the field:** Clean hit to right field, no catch; R1 advances toward third base, drawing a throw there; batter-runner rounds first and returns there

**Umpire responsibilities:**

**PU:** Reads R1 and the ball and moves into a position for any plays at third base on R1. If a play develops at third base, PU can take the play in either fair or foul territory.

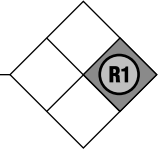
**U1:** Observes batter-runner's base touch at first base and begins to move toward the plate when R1 touches second base and commits to third base.

**U3:** Observes the base touch at second base and begins to move toward first base if R1 commits to third base and has all plays on the batter-runner at first and second base.

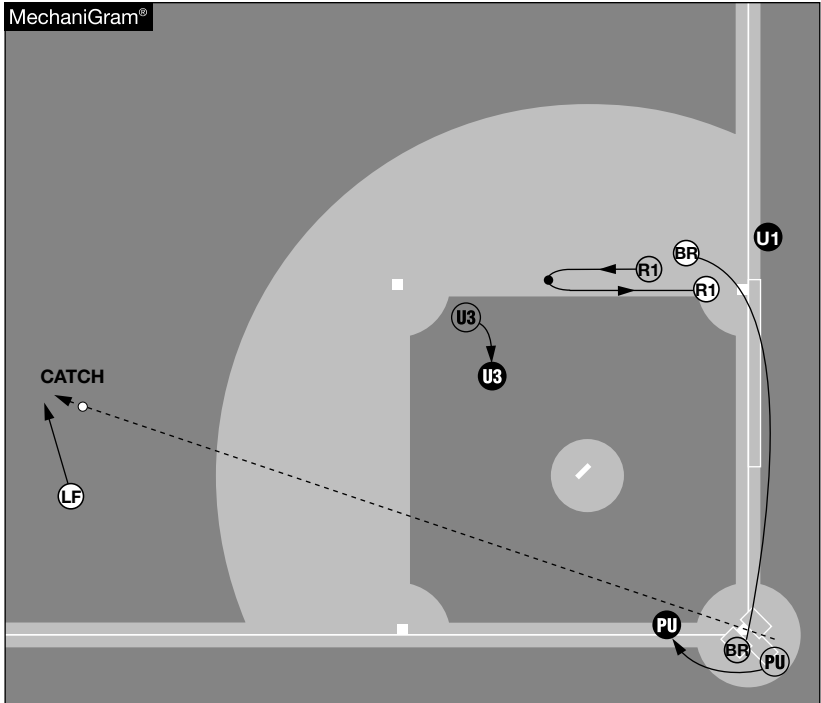
By conference approval, any time a runner is positioned at first base only with two outs and the batter with a full count, the base umpires may reverse rotate on a base hit.



### 8.7.7 RUNNER ON FIRST



## Routine Fly Ball to Left Field: Catch



**Action on the field:** Fly ball to left field, catch; U3 does not go out; R1 retreats toward first base

#### **Umpire responsibilities:**

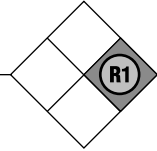
**PU:** Observes the action. If the ball is not caught, PU moves toward third base for any play on R1 there.

**U1:** Observes R1's action. If the ball is not caught, U1 observes the base touch at first of the batter-runner. Once R1 has touched second and has committed to third base, U1 moves to the plate for any play on R1 there.

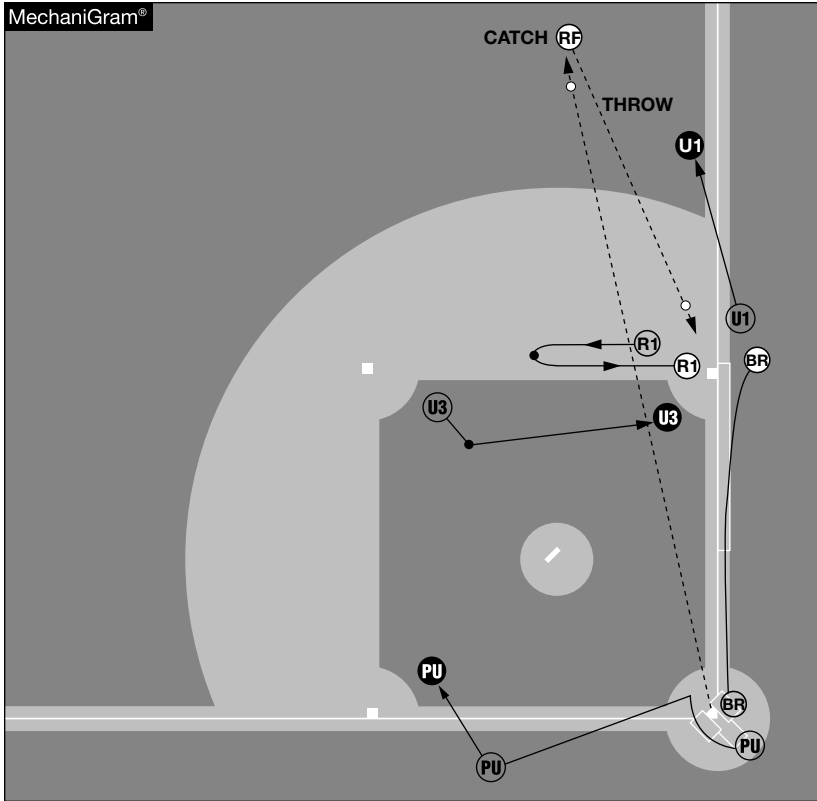
**U3:** Rules on the catch/no catch and has any play on R1 at second base. If the ball is not caught, once R1 has touched second base and has committed to third base, U3 assumes responsibility for the batter-runner.



### 8.7.8 RUNNER ON FIRST



## Fly Ball to Right Field: Catch, U1 Goes Out



**Action on the field:** Fly ball caught by right fielder; U1 goes out; R1 goes halfway to second base and returns to first base, drawing a throw there

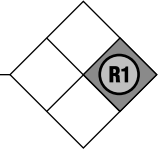
### Umpire responsibilities:

**PU:** Observes the play and remains near the plate. If the fly ball is not caught and a play develops at third base on R1, PU will take the play at third base in fair territory near the cutout at third base.

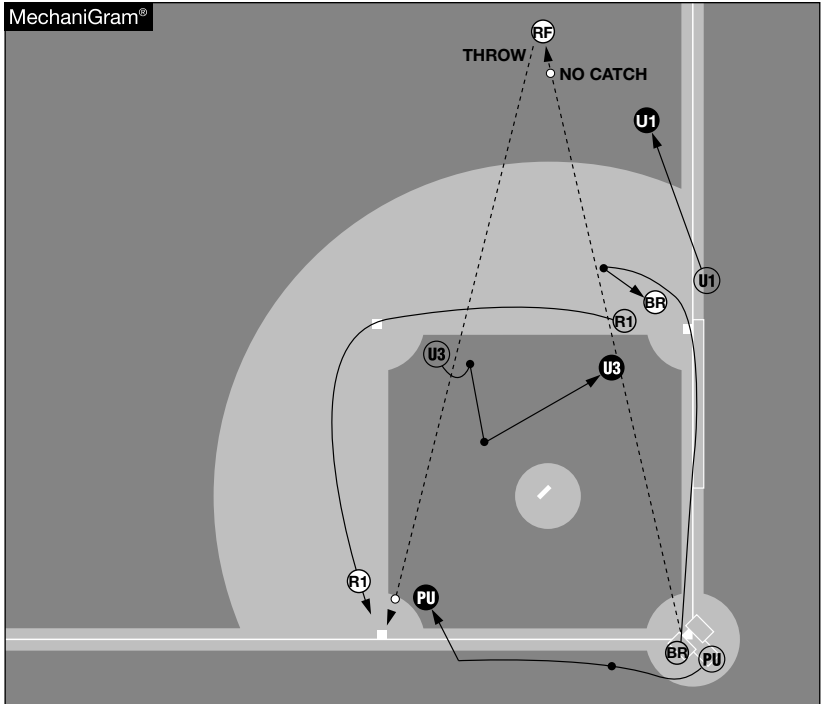
**U1:** Moves to the best position possible to view the catch/no catch.

**U3:** Moves to a position to cover all plays on R1 at first, second and third base.





## Fly Ball to Right Field: No Catch, U1 Goes Out



**Action on the field:** Fly ball to right field, no catch; U1 goes out; R1 advances toward third base and draws a throw there; batter-runner rounds first and returns there

### Umpire responsibilities:

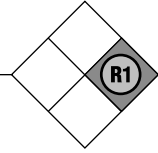
**PU:** Rotates to third base for any play on R1 and must communicate his position to U3. If a play develops at third base, PU will take the play at third base in fair territory near the cutout at third base. If a play develops at third base and R1 then attempts to advance to the plate on a wild throw, PU must retreat for any play there.

**U1:** Goes out on the fly ball.

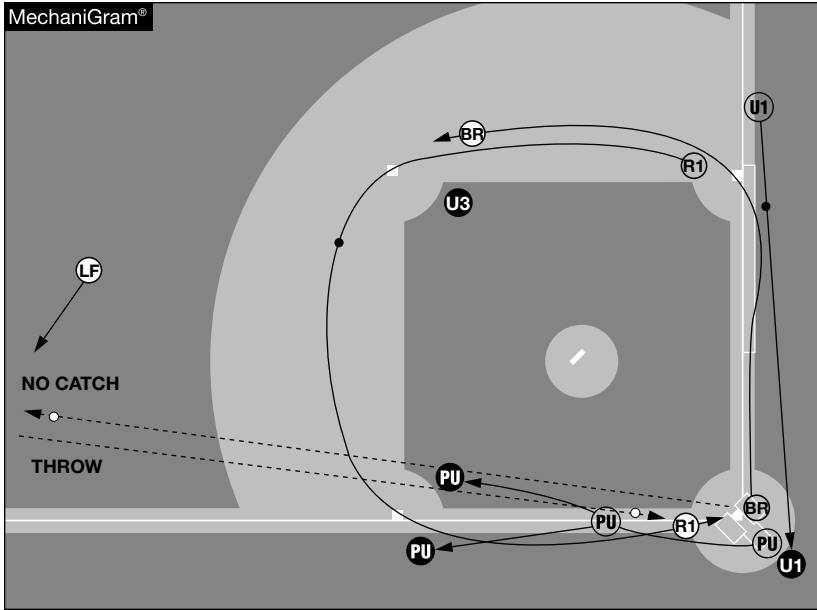
**U3:** Observes the action and has all plays at first and second base and plays at third base on the batter-runner.



### 8.7.10 RUNNER ON FIRST



## Fly Ball to Left Field: No Catch



**Action on the field:** Fly ball that takes the left fielder toward the foul line, no catch; R1 advances toward the plate, drawing a throw there; the batter-runner advances toward second base

### Umpire responsibilities:

**PU:** Rules on the fair/foul and catch/no-catch, observes the action and moves toward third base for any play on R1. If a play develops at third base, PU can take the play in either fair or foul territory. If the ball is caught, PU returns home.

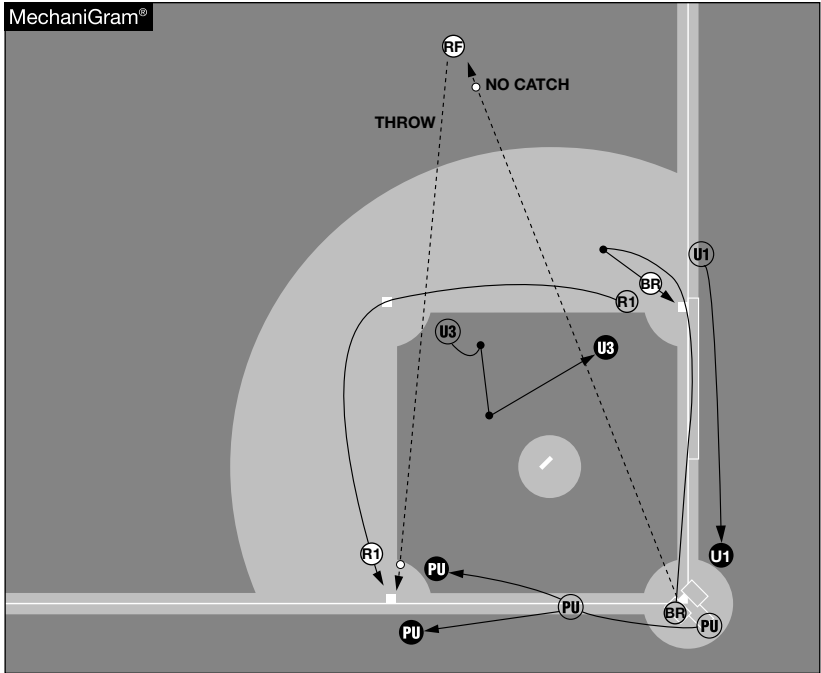
**U1:** Observes the action and base touch at first of the batter-runner. If R1 touches second and commits to third base, U1 moves to the plate for any play on R1. If the ball is caught, U1 observes R1's tag at and has any play back into first base.

**U3:** Observes the action and has any play on R1 at second base. Once R1 has touched second base and committed to third base, U3 assumes responsibility for the batter-runner.





## Routine Fly Ball to Right Field: 2 Out



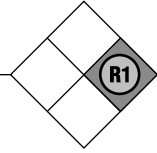
**Action on the field:** Routine fly ball to right field, two outs, no catch; R1 advances toward third base, drawing a throw there; the batter-runner advances toward second base on the throw. With two outs, this is an automatic rotation

### Umpire responsibilities:

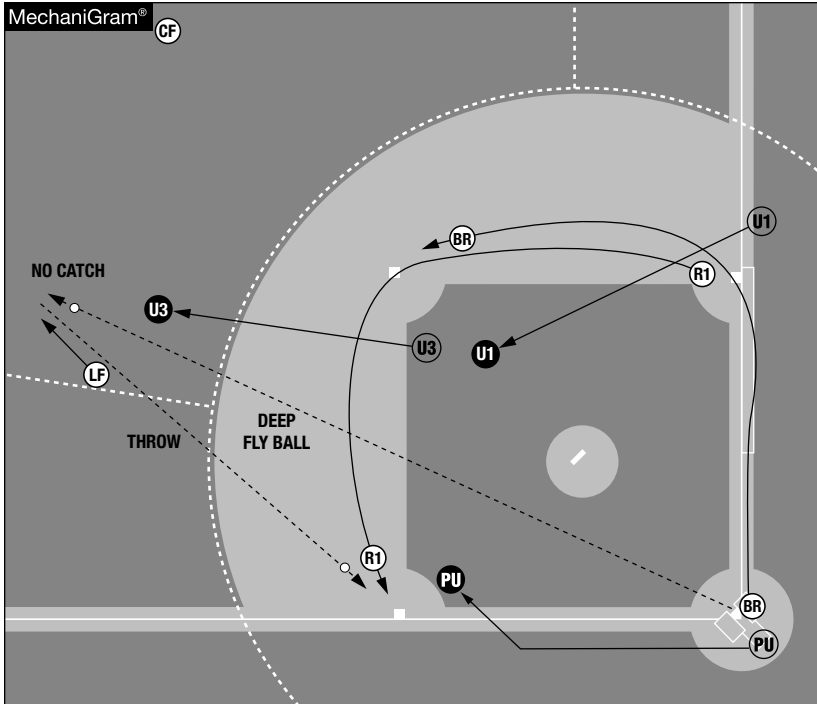
**PU:** Observes the action and moves toward third base for any play on R1 or the batter-runner. If a play develops at third base, PU can take the play in either fair or foul territory.

**U1:** Observes the action and base touch at first of the batter-runner. Once R1 touches second base and commits to third base, U1 moves to the plate for any play there.

**U3:** Rules on the catch/no catch. U3 moves into position for all plays on R1 at second base and all plays on the batter-runner at first and second base.



### Fly Ball to Left-Center Field: U3 Goes Out



**Action on the field:** Deep fly ball to left-center field, no catch; U3 goes out; R1 advances toward third base, drawing a throw there; batter-runner advances toward second base

#### Umpire responsibilities:

**PU:** Reads R1 and rotates to third base if R1 commits to third. If a play develops at third base, PU will take the play in fair territory near the cutout at third base. If a play develops at third base and R1 then attempts to advance to the plate, PU must retreat for any play there. If the ball is caught, PU stays home for all plays there.

**U1:** Immediately enters the infield and has all plays at first and second base. If the ball is caught, U1 has all plays at first, second and third base.

**U3:** moves to the outfield to view the catch/no catch.





## SECTION 8.8

### Runners on first and second

#### Infield Catch Coverage

The coverage is the same as with a runner on first only (see 8.7.2), with U3 in the "C" position.

PU has catches:

1. By the pitcher moving in, left or right.
2. By first baseman moving in.
3. By the third baseman moving in, back or toward the foul line.

U1 has catches:

1. By the first baseman directly at or immediately in front, moving out or toward the foul line.
2. By the second baseman moving back or toward first base.

U3 has catches:

1. By all fielders moving toward the middle of the field.
2. By the pitcher moving back.
3. By the third baseman directly at or immediately in front.
4. By the shortstop moving in all directions.
5. By the second baseman moving in.

#### Fair/Foul Coverage

The coverage is the same as with a runner on first only (see 8.7.3), with U3 in the "C" position.

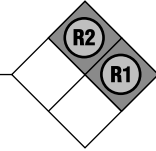
**PU:** Has responsibility for all balls on the third-base line and up to first base.

**U1:** Has responsibility for all balls that hit first base or go beyond first base.

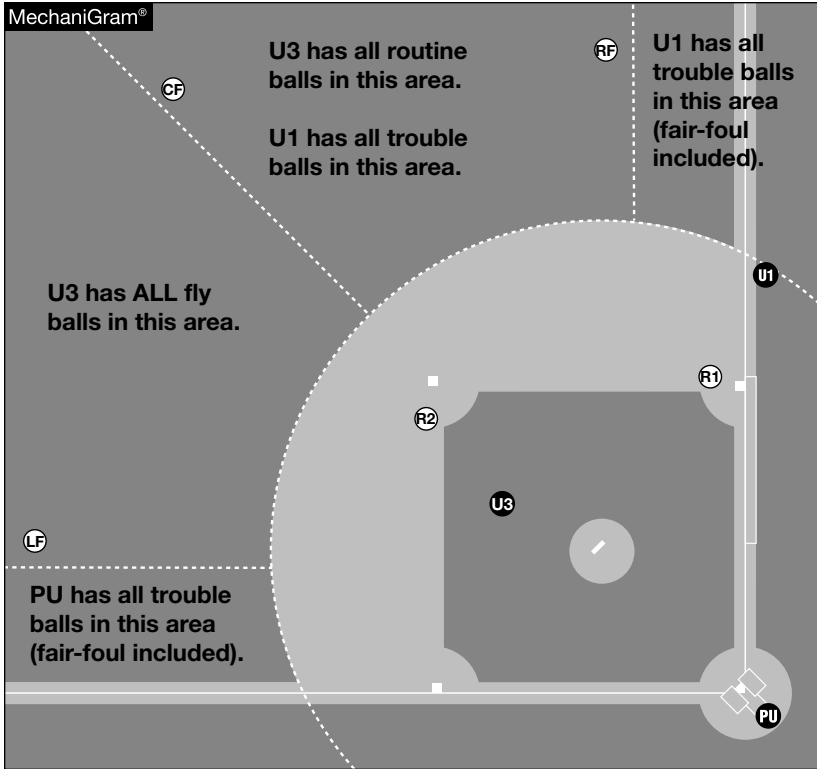
**U3:** Has no foul-line responsibility.



8.8.1 RUNNERS ON FIRST AND SECOND



### Initial Position and Outfield Coverage



**Action on the field:** No action

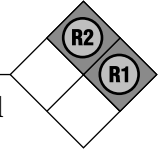
**Umpire responsibilities:** U1 is in the "A" position. U3 is in the "C" position.

The initial responsibility of all catch or no catch of fly balls and line drives to the outfield belongs to U3. U1 retains coverage on all trouble balls (See 8.4C) from the center fielder coming straight in or straight back to the right-field out of play. If U1 goes out, the crew reverts to the two-umpire system. If the ball is hit where the left fielder moves any distance toward the foul line, then PU has all catch/no-catch responsibility.

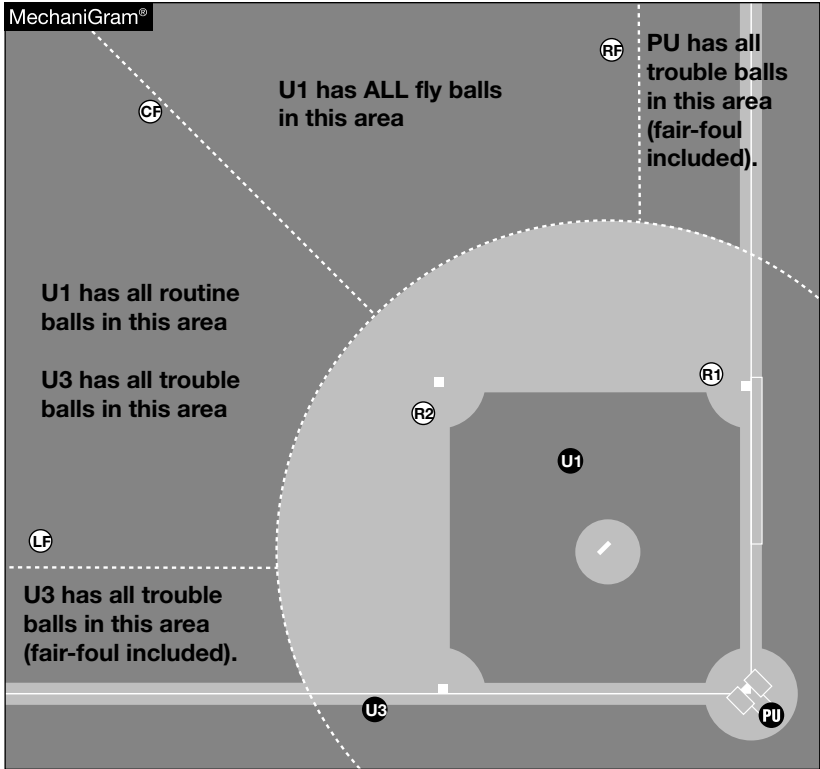




### 8.8.2 RUNNERS ON FIRST AND SECOND



## Optional Initial Position and Outfield Coverage in Obvious Bunt Situation



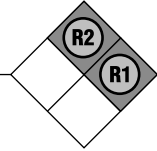
**Action on the field:** No action

**Umpire responsibilities:** In an obvious bunt situation, with conference coordinator approval, the crew may decide to place U3 in the “D” position to be ahead of the play at third base. U1 would then begin in the “B” position and have initial responsibility on all outfield catch or no-catch calls.

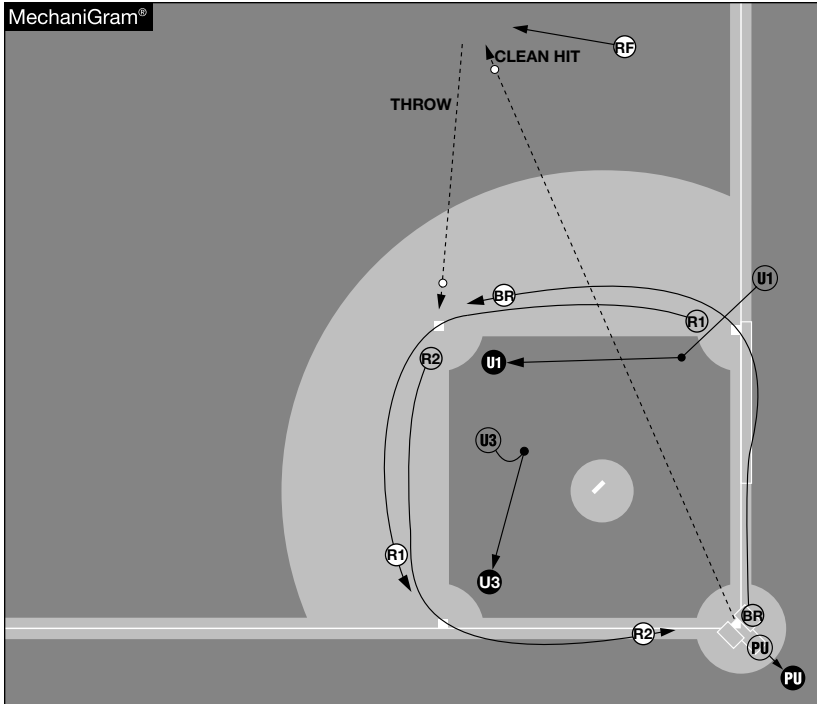
U3 retains coverage on all trouble balls (See 8.4C) from the center fielder coming straight in or straight back to left field out of play. If U3 goes out, the crew reverts to the two-umpire system. If the ball is hit where the right fielder moves any distance toward the foul line, then PU has the fair/foul and catch/no-catch responsibility.



## 8.8.3 RUNNERS ON FIRST AND SECOND



### Clean Hit to Outfield



**Action on the field:** Clean hit to right field, no catch; R2 advances toward the plate; R1 advances toward third base; batter-runner advances toward second base and draws a throw there

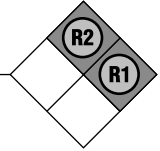
#### Umpire responsibilities:

**PU:** Stays home, observes R2 touching third base and observes the plate touch of all runners. PU moves to a position to rule on all plays at the plate.

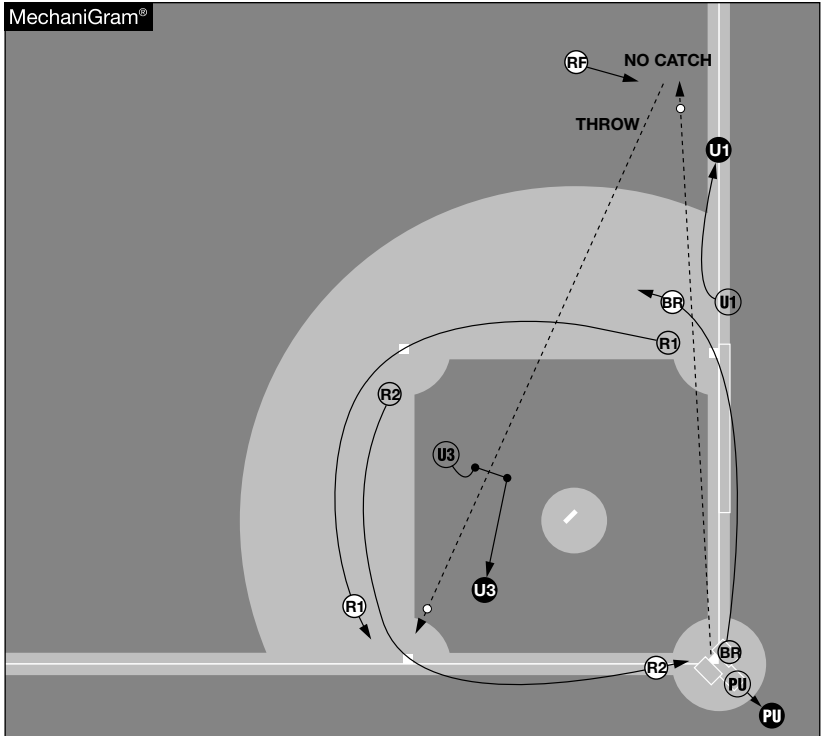
**U1:** Moves into the infield and observes the batter-runner's base touch at first and has all plays on the batter-runner at first and second base.

**U3:** Observes the base touches of R1 at second and third base and has all plays on R1 at second and third, plus R2 and the batter-runner at third base.





### Fly Ball to Right Field: No Catch, U1 Goes Out



**Action on the field:** Fly ball to right field, no catch; U1 goes out; R1 advances toward third base, drawing a throw there; R2 advances toward the plate; the batter-runner rounds first base

**Umpire responsibilities:**

**PU:** Remains near the plate for all plays there. If the ball is caught, PU reads the ball and if R2 “tags and advances” to third, PU will take the play at third in fair territory near the cutout at third base.

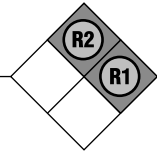
**U1:** Moves to the best position possible to view the fair/foul and catch/no catch.

**U3:** Moves into position for all plays on the bases. If the ball is caught, U3 has the tag ups of R2 at second base and R1 at first base.

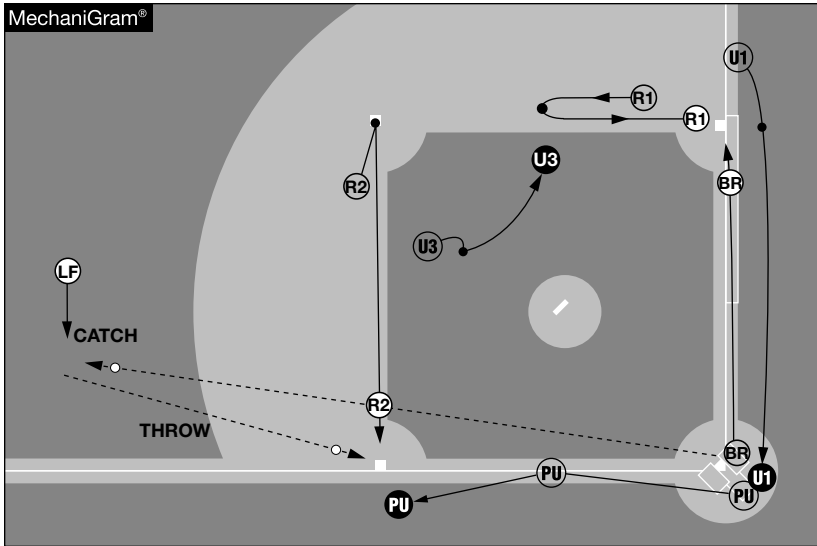




## 8.8.5 RUNNERS ON FIRST AND SECOND



### Fly Ball Down the Left-Field Line: Catch



**Action on the field:** Fly ball caught by the left fielder; R2 tags up and advances toward third base, drawing a throw; R1 retreats toward first base

#### Umpire responsibilities:

**PU:** Moves to the best position possible to view the fair/foul and catch/no catch. PU reads the runners and the ball and moves into a position for any play on R2 if he “tags or advances” to third base. If a play develops at third base, PU can take the play in either fair or foul territory. If the ball is not caught, PU observes R2’s base touch at third and returns to the plate for all plays there.

**U1:** Observes R1 and if R2 commits to third base, U1 commits to the plate for any play there on R2. If the ball is not caught, U1 moves into the infield and observes the batter-runner’s base touch at first and has all plays on the batter-runner at first and second bases.

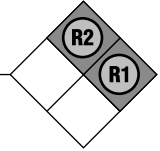
**U3:** Retreats and observes R2’s tag up. U3 moves into position for any play at first or second base on R1. If the ball is not caught, U3 observes the base touches of R1 at second and third base and has all plays on R1 at second and third and R2 and the batter-runner at third base.



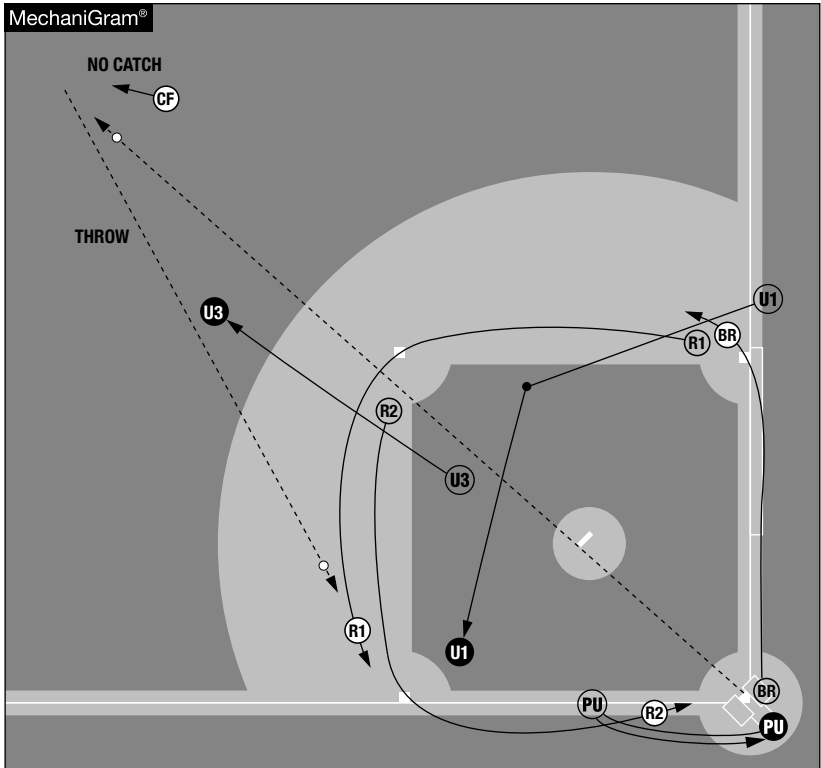




### 8.8.6 RUNNERS ON FIRST AND SECOND



## Fly Ball to Left-Center Field: No Catch, U3 Goes Out



**Action on the field:** Deep fly ball to left-center field, no catch; U3 goes out; R2 advances toward the plate; R1 advances toward third base; batter-runner rounds first base

#### **Umpire responsibilities:**

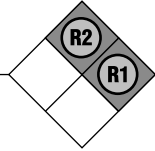
**PU:** Observes R2's touch at third and returns to the plate for all plays there.

**U1:** Enters the infield immediately and has all plays on the bases.

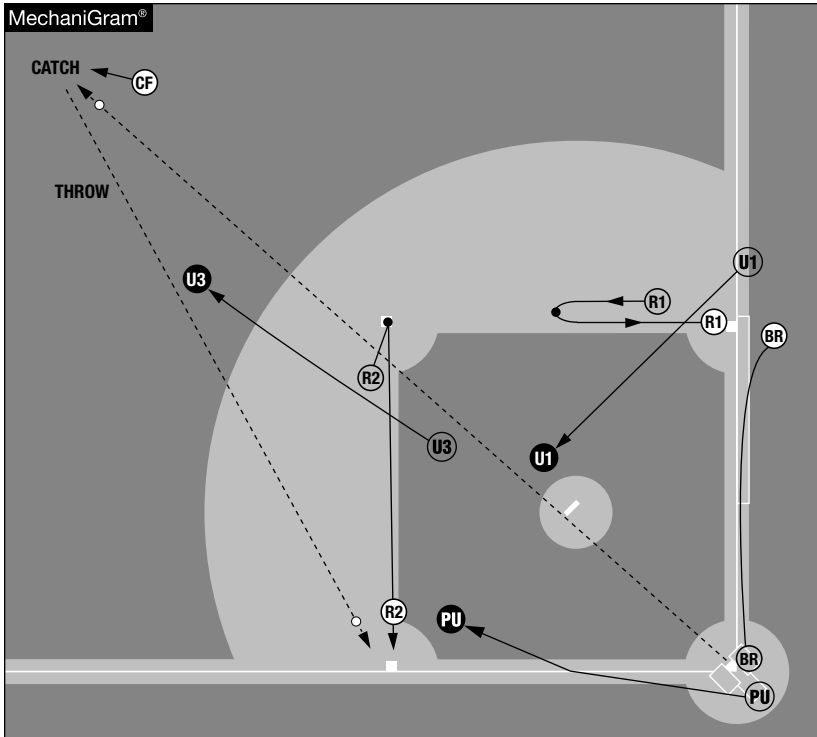
**U3:** Moves to the outfield to view the catch/no catch.



### 8.8.7 RUNNERS ON FIRST AND SECOND



## Fly Ball to Left-Center Field: Catch, U3 Goes Out



**Action on the field:** Deep fly ball caught by the center fielder; U3 goes out; R2 tags up and advances toward third base, drawing a throw there; R1 returns to first base

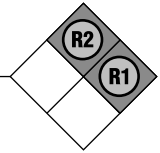
### Umpire responsibilities:

**PU:** Moves toward third base. PU reads the runners and the ball and moves into a position for any play on R2 if he “tags and advances” to third base. PU will take the play at third in fair territory near the cutout at third base. If a play develops at third base and R2 then attempts to advance to the plate on a wild throw, PU must retreat in fair territory for any play there.

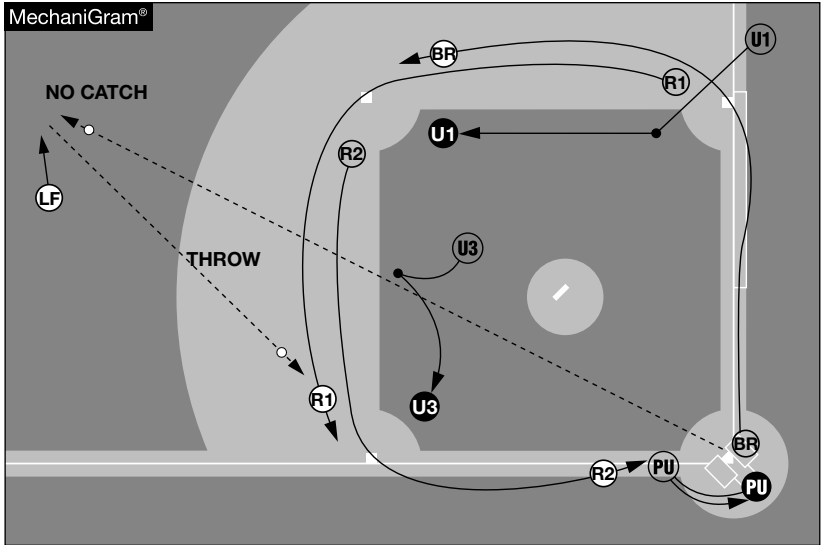
**U1:** Enters the infield and observes R1’s and R2’s tag up and has all plays at first and second base.

**U3:** Goes out on the deep fly ball to observe the catch/no catch.





## Fly Ball to Left-Center Field: No Catch



**Action on the field:** Fly ball to left-center field, no catch; U3 does not go out; R2 advances toward the plate; R1 advances toward third base and draws a throw there; batter-runner advances toward second base

### Umpire responsibilities:

**PU:** Observes R2's touch of third and moves into position for any plays at the plate. If the ball is caught and there were less than two outs at the start of the play, PU reads the runners and the ball and moves into a position for any play on R2 advancing to third base.

**U1:** Moves into the infield and observes the batter-runner's touch of first and second. U1 has all plays on the batter-runner at first and second base. If the ball is caught and R2 tags and advances toward third, U1 observes R1's tag up at first base and commits to the plate for any play there.

**U3:** Moves to the best position possible to view the catch/no catch. U3 has the touch and all plays of R1 at second and third and the batter-runner at third. If the ball is caught, U3 observes R2's tag up at second base then moves for any play at first or second base on R1 or second base on R2.



## SECTION 8.9

### Bases loaded

#### Initial Positions and Outfield Coverage

The coverage is the same as runners on first and second base (see 8.8.1).

U1 is in the "A" position. U3 is in the "C" position.

The initial responsibility of all catch or no catch of fly balls and line drives to the outfield belongs to U3. U1 retains coverage on all trouble balls (See 8.4C) from the center fielder coming straight in or straight back to right-field out of play. If U1 goes out, the crew reverts to the two-umpire system. If the ball is hit where the left fielder moves any distance toward the foul line, then PU has all catch/no-catch responsibility.

#### Infield Catch Coverage

The coverage is the same as with a runner on first base (see 8.7.2), with U3 in the "C" position.

PU has catches:

1. By the pitcher moving in, left or right.
2. By first baseman moving in.
3. By the third baseman moving in, back or toward the foul line.

U1 has catches:

1. By the first baseman directly at or immediately in front, moving out or toward the foul line.
2. By the second baseman moving back or toward first base.

U3 has catches:

1. By all fielders moving toward the middle of the field.
2. By the pitcher moving back.
3. By the third baseman directly at or immediately in front.
4. By the shortstop moving in all directions.
5. By the second baseman moving in.

#### Fair/Foul Coverage

The coverage is the same as with a runner on first base (see 8.7.3), with U3 in the "C" position.

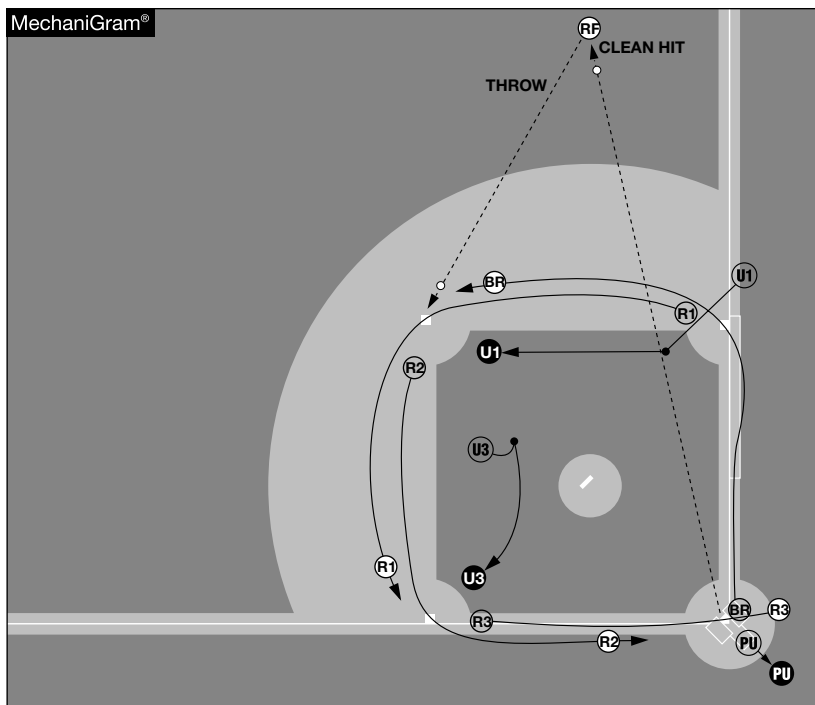
**PU:** Responsible for all balls on the third-base line and up to first base.

**U1:** Responsible for all balls that hit first base or go beyond first base.

**U3:** Has no foul line responsibility.



## Clean Hit to Outfield



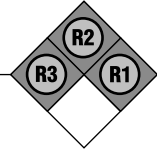
**Action on the field:** Clean hit to right field, U1 does not go out; R3 scores; R2 moves toward the plate; R1 moves toward third base; batter-runner moves toward second base and draws a throw there

### Umpire responsibilities:

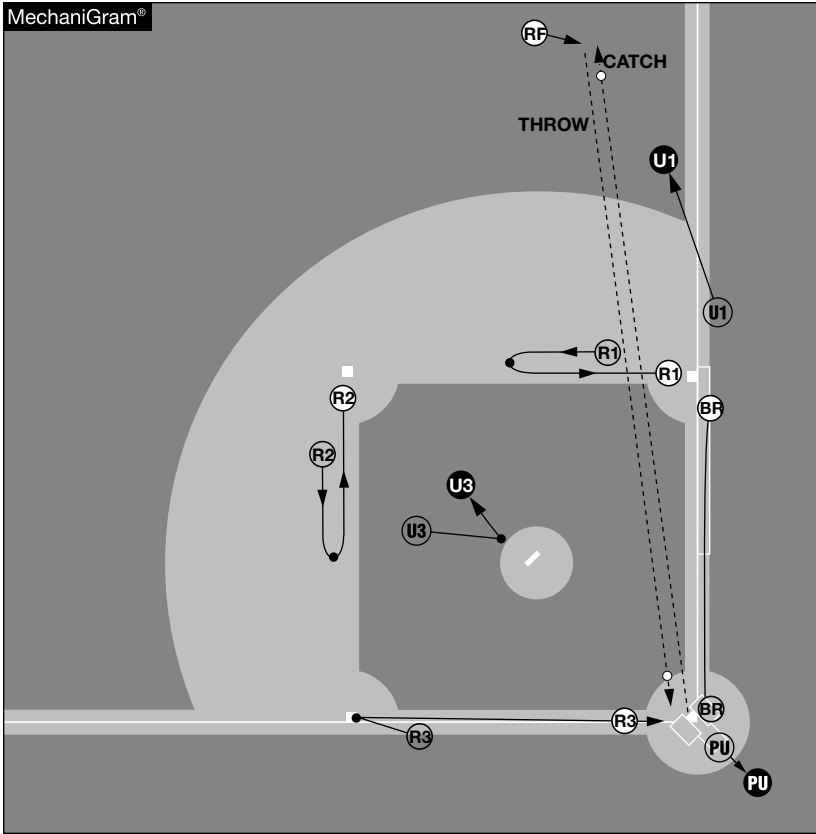
**PU:** Observes all touches at home and R2's touch of third. PU moves into position for any plays at the plate.

**U1:** Moves into the infield and observes the batter-runner's touch of first and second. U1 has all plays on the batter-runner at first and second base.

**U3:** Observes R1's touch of second and third and the batter-runner's touch of third. U3 has all plays on R1 at second and third, R2 at third and the batter-runner at third.



### Fly Ball to Right Field: Catch, U1 Goes Out



**Action on the field:** Fly ball caught by the right fielder, U1 goes out; R3 tags and moves toward the plate, drawing a throw there; R2 and R1 stay near their bases

**Umpire responsibilities:**

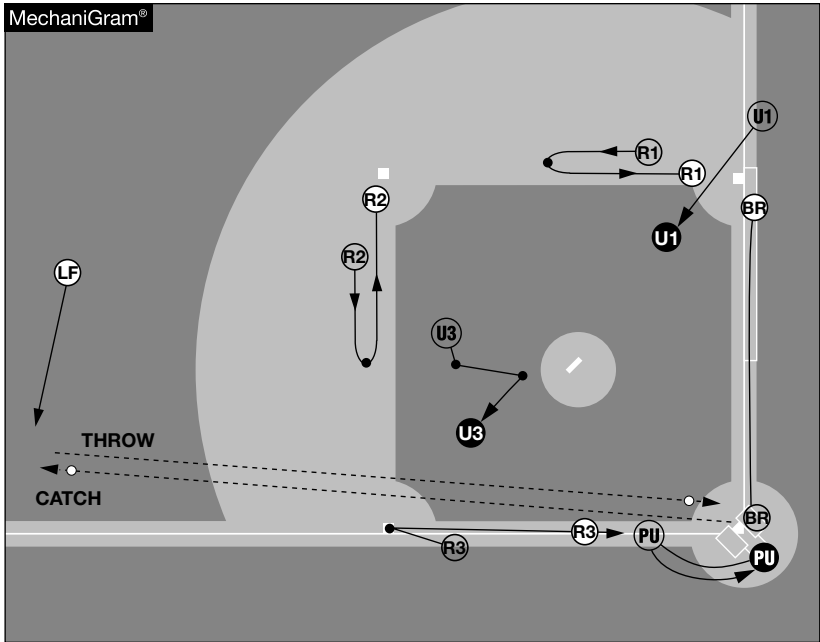
**PU:** Moves to a position to view R3's tag up at third base. PU then returns to the plate for any play there.

**U1:** Moves to the best position possible to view the catch/no catch.

**U3:** Retreats and observes potential tag ups at first and second base. U3 reads the runners and moves into a position for all plays on the bases.



## Fly Ball Down the Left-Field Line: Catch



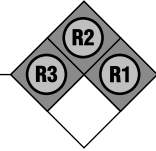
**Action on the field:** Fly ball caught by the left fielder; R3 tags up and moves toward the plate, drawing a throw there; R2 and R1 stay near their bases

### Umpire responsibilities:

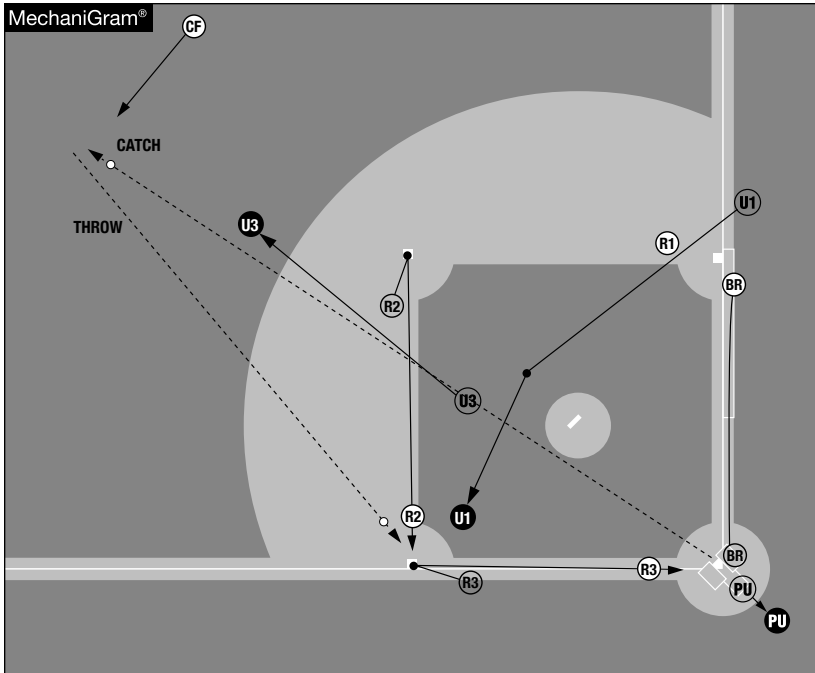
**PU:** Moves to the best position possible to view the fair/foul and catch/no catch. PU must also view R3's tag up at third base. PU returns home for any play there.

**U1:** Moves into the infield and observes R1's potential tag up at first base and has any secondary play at second base. If the ball is not caught, U1 has all plays on the batter-runner at first and second base.

**U3:** Retreats and observes R2's potential tag up. U3 moves into position for any initial plays at second or all plays at third base. If the ball is not caught, U3 observes the base touches at second and third base and has all plays on R1 at second and third, R2 at third and the batter-runner at third.



## Fly Ball to Left-Center Field: Catch, U3 Goes Out



**Action on the field:** Deep fly ball to left-center field, caught by the center fielder; U3 goes out; R3 tags up and advances toward the plate; R2 tags up and advances toward third base, drawing a throw there; R1 remains near first base

### Umpire responsibilities:

**PU:** Moves into position to view R3's tag up at third base. PU returns home for any play there. If the ball is not caught, PU has all touches at third base except the batter-runner.

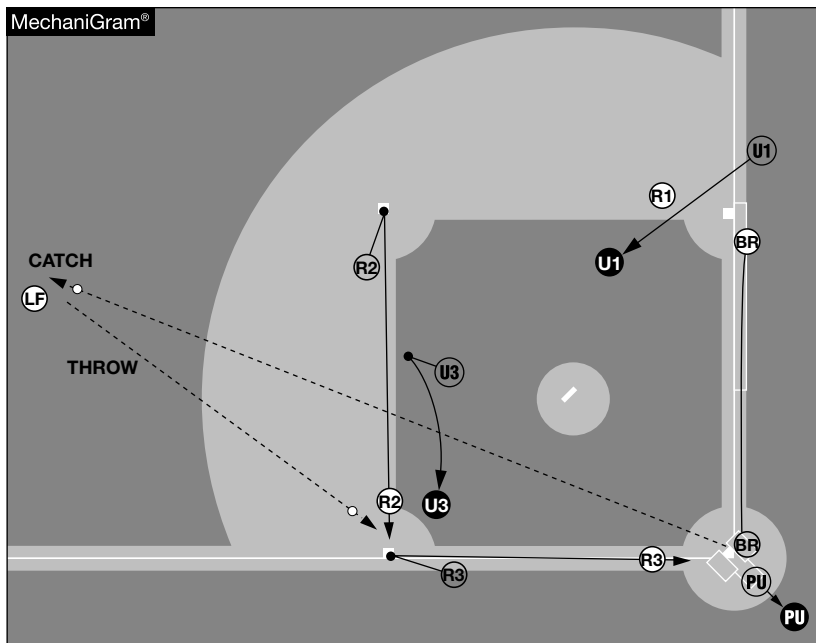
**U1:** Enters the infield immediately and observes R1's and R2's tag up. U1 has all plays on the bases. If the ball is not caught, U1 has all touches at first and second, the batter-runner's touch at third and all plays on the bases.

**U3:** Moves to the outfield to view the catch/no catch.





Fly Ball to Left-Center Field: Catch



**Action on the field:** Fly ball to left-center field caught by the left fielder; R3 tags up and advances toward the plate; R2 tags up and advances toward third base, drawing a throw there; R1 remains near first base

**Umpire responsibilities:**

**PU:** Moves into position to view R3's tag up at third base. PU returns home for any play there.

**U1:** Moves into the infield and observes R1's potential tag up and has any secondary play on R1 at second base. U1 would have all plays on the batter-runner at first and second if the ball is not caught.

**U3:** Moves to the best position possible to view the catch and tag up of R2. U3 moves for any plays at second or third base. If the ball is not caught, U3 observes the base touches at second and third base and has all plays on R1 at second and third, R2 at third and the batter-runner at third.



## SECTION 8.10

### Runners on first and third

#### Initial Positions and Outfield Coverage

The coverage is the same as with runners on first and second bases (see 8.8.1).

U1 is in the “A” position. U3 is in the “C” position.

The initial responsibility of all catch or no catch of fly balls and line drives to the outfield belongs to U3. U1 retains coverage on all trouble balls (See 8.4C) from the center fielder coming straight in or straight back to the right-field out of play. If U1 goes out, the crew reverts to the two-umpire system. If the ball is hit where the left fielder moves any distance toward the foul line, then PU has all catch/no-catch responsibility.

#### Infield Catch Coverage

The coverage is the same as with a runner on first base (see 8.7.2), with U3 in the “C” position.

PU has catches:

1. By the pitcher moving in, left or right.
2. By first baseman moving in.
3. By the third baseman moving in, back or toward the foul line.

U1 has catches:

1. By the first baseman directly at or immediately in front, moving out or toward the foul line.
2. By the second baseman moving back or toward first base.

U3 has catches:

1. By all fielders moving toward the middle of the field.
2. By the pitcher moving back.
3. By the third baseman directly at or immediately in front.
4. By the shortstop moving in all directions.
5. By the second baseman moving in.

#### Fair/Foul Coverage

The coverage is the same as with a runner on first base (see 8.7.3), with U3 in the “C” position.

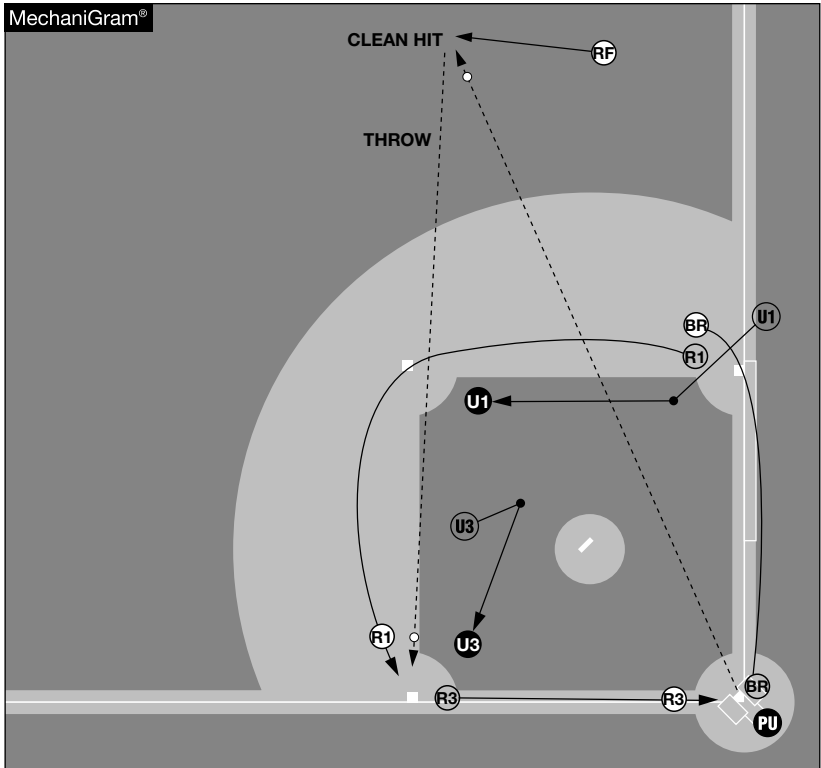
**PU:** Has responsibility for all balls on the third-base line and up to first base.

**U1:** Has responsibility for all balls that hit first base or go beyond first base.

**U3:** Has no foul line responsibility.



Clean Hit to Outfield



**Action on the field:** Clean hit to right field, no catch; R3 advances toward the plate; R1 advances toward third base and draws a throw there; batter-runner rounds first base

**Umpire responsibilities:**

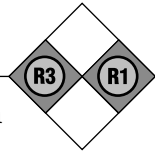
**PU:** Stays home, observes the plate touch of all runners. PU moves to a position to rule on all plays at the plate.

**U1:** Moves into the infield and observes the batter-runner’s base touch at first and has all plays on the batter-runner at first and second base.

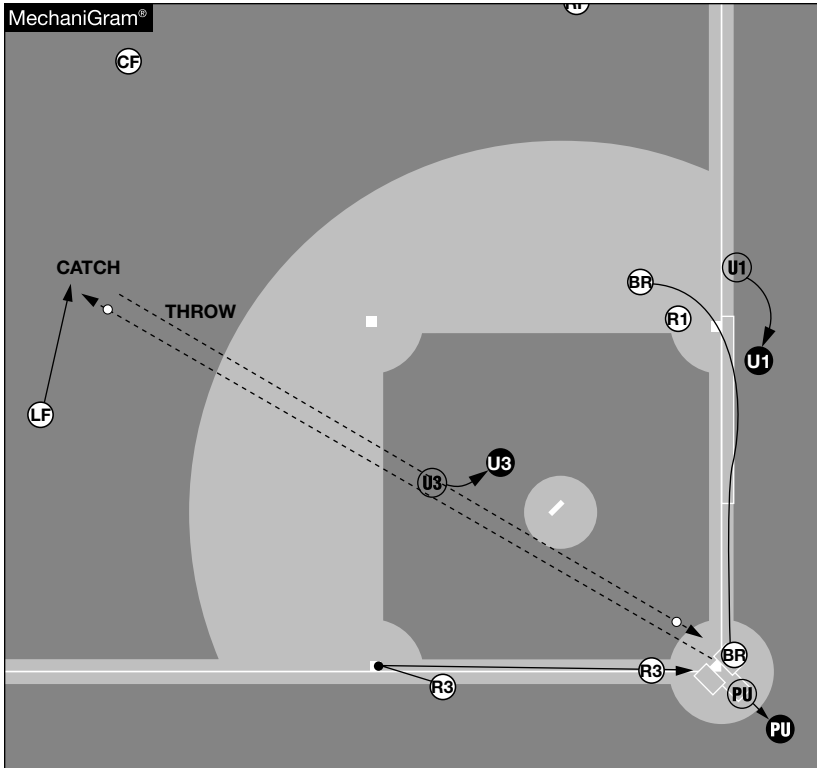
**U3:** Observes the base touches of R1 at second and third base and has all plays on R1 at second and third, plus the batter-runner at third base.



## 8.10.2 RUNNERS ON FIRST AND THIRD



### Fly Ball to Left-Center Field: Catch



**Action on the field:** Fly ball to left-center field caught by the left fielder; R3 tags up and advances toward the plate, drawing a throw there; R1 remains near first base

#### **Umpire responsibilities:**

**PU:** Moves to a position to observe R3's tag up at third base. PU returns home for any play on R3 there.

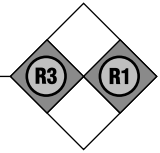
**U1:** Observes R1 and the batter-runner near first base.

**U3:** Moves to the best position possible to view the catch/no catch.

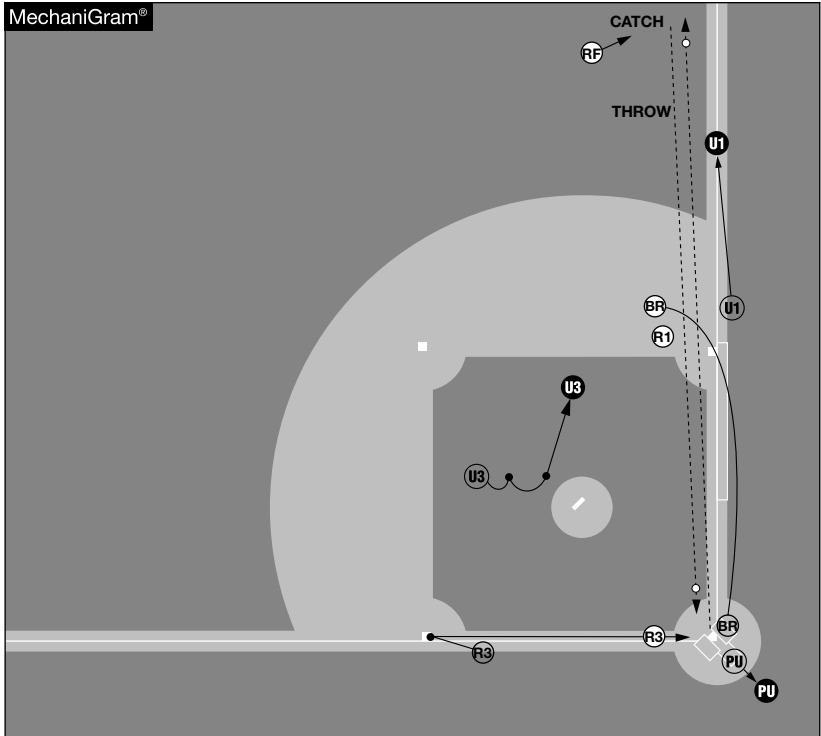




### 8.10.3 RUNNERS ON FIRST AND THIRD



## Fly Ball Down the Right-Field Line: Catch



**Action on the field:** Fly ball caught by the right fielder; U1 goes out; R3 tags up and advances toward the plate, drawing a throw there; R1 stays near first base

#### **Umpire responsibilities:**

**PU:** Moves to a position to view R3's tag up at third base. PU returns to the plate for any play on R3.

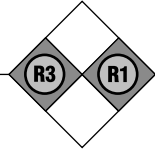
**U1:** Moves to the best position possible to view the fair/foul and catch/no catch.

**U3:** Retreats and observes R1's potential tag up. U3 moves into position for all plays on the bases. If the ball is not caught, U3 has all plays on the bases.

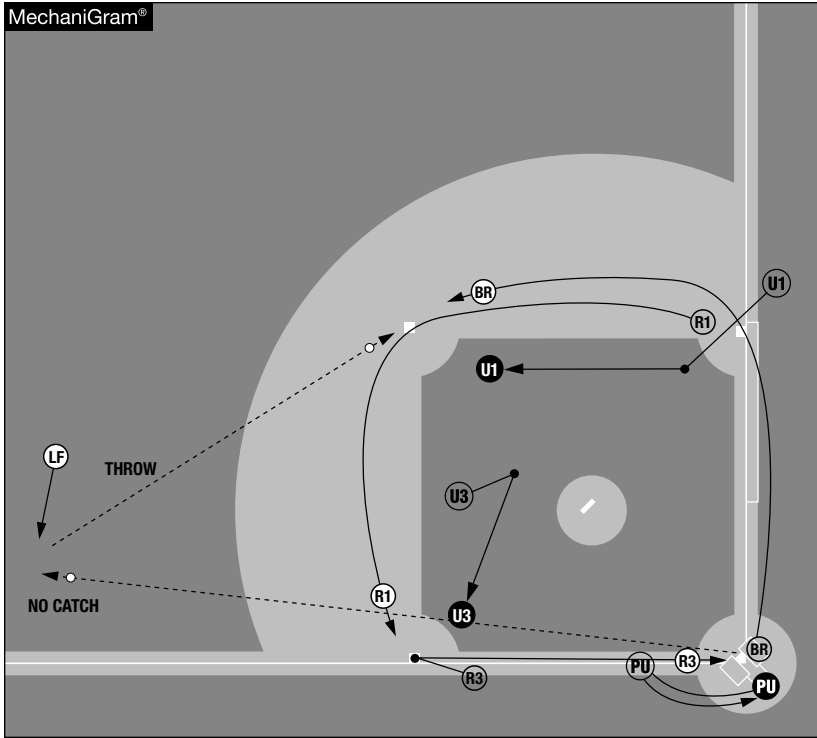




### 8.10.4 RUNNERS ON FIRST AND THIRD



## Fly Ball Down Left-Field Line: No Catch



**Action on the field:** Fly ball to left field, no catch; R3 advances toward the plate; R1 advances toward third base; the batter-runner advances toward second base, drawing a throw there

#### Umpire responsibilities:

**PU:** Moves to the best position possible to view the fair/foul and catch/no catch. Returns home, observes the plate touch of all runners. PU moves to a position to rule on all plays at the plate.

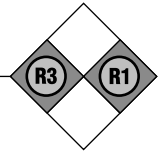
**U1:** Moves into the infield and observes the batter-runner's base touch at first and has all plays on the batter-runner at first and second base.

**U3:** Observes the base touches of R1 at second and third base and has all plays on R1 at second and third, plus the batter-runner at third base.

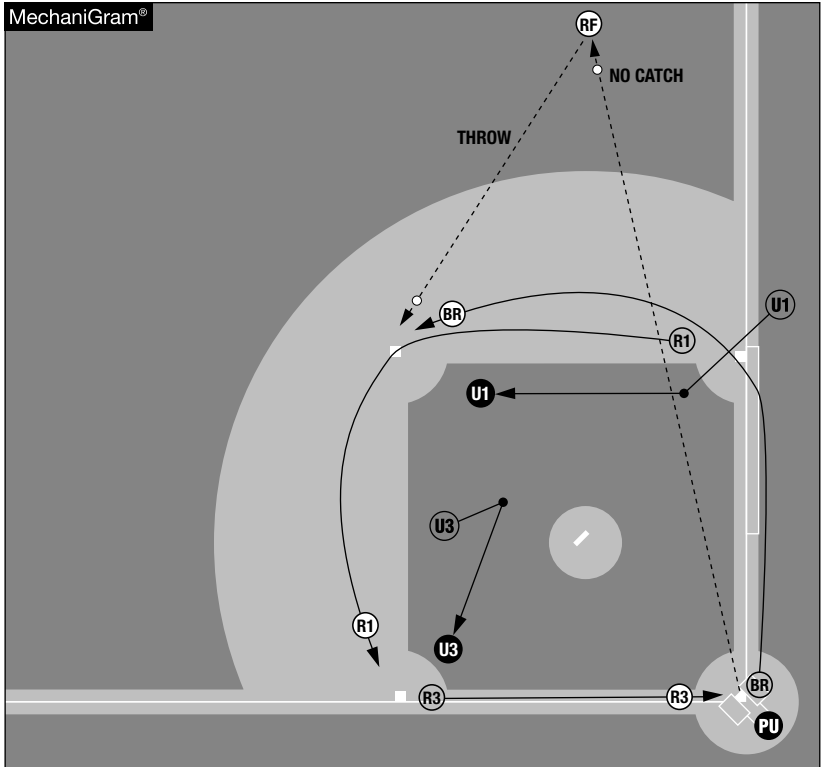




## 8.10.5 RUNNERS ON FIRST AND THIRD



### Routine Fly Ball to Right Field: 2 Out



**Action on the field:** Routine fly ball to right field, two out, no catch; R3 advances toward the plate; R1 advances toward third base; the batter-runner advances toward second base, drawing a throw there

#### Umpire responsibilities:

**PU:** Stays home, observes the plate touch of all runners. PU moves to a position to rule on all plays at the plate.

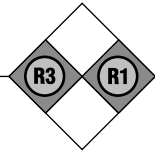
**U1:** Has catch/no catch responsibility. Moves into the infield and observes the batter-runner's base touch at first and has all plays on the batter-runner at first and second base.

**U3:** Observes the base touches of R1 at second and third base and has all plays on R1 at second and third, plus the batter-runner at third base.

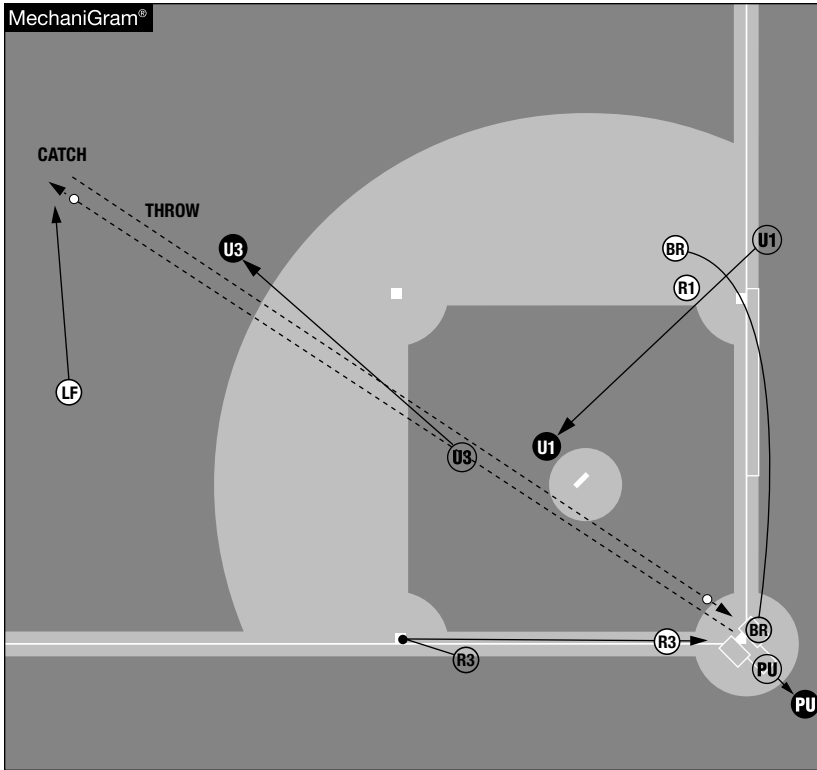




### 8.10.6 RUNNERS ON FIRST AND THIRD



## Fly Ball to Left-Center Field: Catch, U3 Goes Out



**Action on the field:** Deep fly ball caught by the left fielder in left-center field; U3 goes out; R3 tags up and advances toward the plate, drawing a throw there; R1 remains near first base

#### **Umpire responsibilities:**

**PU:** Moves into position to observe R3's tag up at third base. PU returns home for any play on R3.

**U1:** Enters the infield immediately and has all plays on the bases.

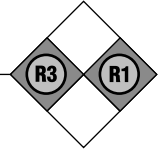
**U3:** Moves to the outfield to view the catch/no catch.



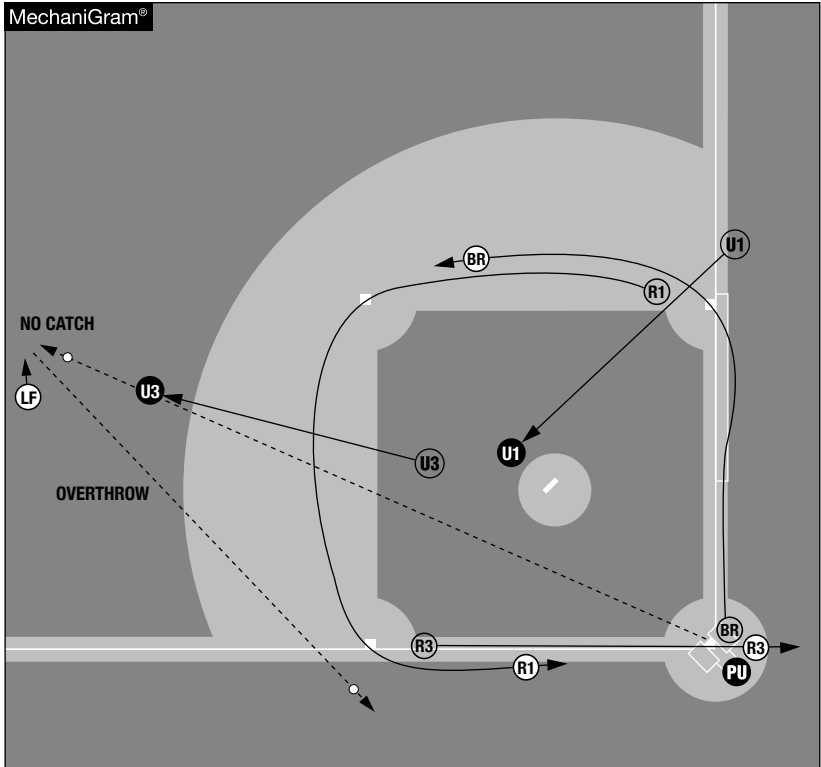




## 8.10.7 RUNNERS ON FIRST AND THIRD



### Fly Ball to Left-Center Field: No Catch, U3 Goes Out



**Action on the field:** Deep fly ball to left-center field, no catch; U3 goes out; R3 advances toward the plate; R1 advances toward third base and draws an overthrow there and R1 then advances toward the plate; the batter-runner advances toward second base

#### **Umpire responsibilities:**

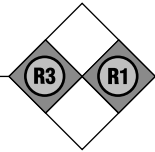
**PU:** Stays home, observes the plate touch of all runners. PU moves to a position to rule on all plays at the plate.

**U1:** Has all plays at first, second and third base on all runners.

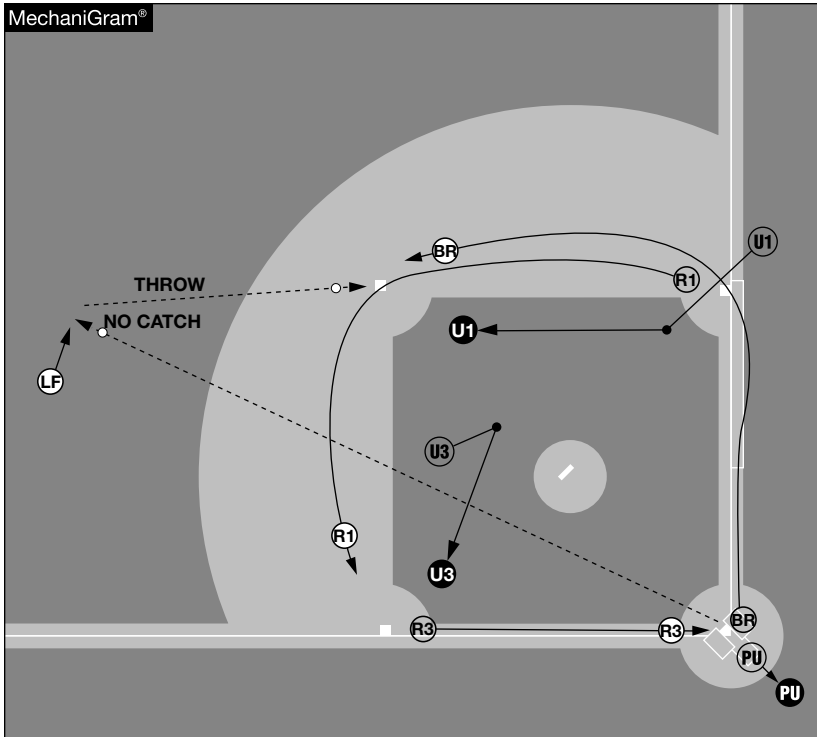
**U3:** Moves to the outfield to view the catch/no catch.



### 8.10.8 RUNNERS ON FIRST AND THIRD



## Fly Ball to Left-Center Field: No Catch



**Action on the field:** Fly ball to left-center field, no catch; R3 advances toward the plate; R1 advances toward third base; the batter-runner advances toward second base, drawing a throw there

#### Umpire responsibilities:

**PU:** Lines up the tag of R3 at third base until he is certain the ball will not be caught or R3 will not tag up. PU moves to a position to rule on all plays at the plate.

**U1:** Moves into the infield and observes the batter-runner's base touch at first and has all plays on the batter-runner at first and second base.

**U3:** Observes the base touches of R1 at second and third base and has all plays on R1 at second and third, plus the batter-runner at third base.





## SECTION 8.11

### Runner on second

#### Initial Positions and Outfield Coverage

With less than two outs, U1 is in the “Deep B” position and U3 is in the “D” position. The initial responsibility of all catch or no catch of fly balls and line drives to the outfield belongs to U1. U3 retains coverage on all trouble balls (See 8.4) from the center fielder coming straight in or straight back to the left-field out of play. If the ball is hit where the right fielder moves any distance toward the foul line, then PU has all catch/no-catch responsibility.

With two outs, U1 is in the “A” position and U3 is in the “C” position. The initial responsibility of all catch or no catch of fly balls and line drives to the outfield belongs to U3. U1 retains coverage on all trouble balls (See 8.4C) from the center fielder coming straight in or straight back to the right-field out of play. If the ball is hit where the left fielder moves any distance toward the foul line, then PU has all catch/no-catch responsibility.

#### Infield Catch Coverage

PU has catches:

1. By the pitcher moving in, left or right.
2. By the first baseman moving in, back or toward the foul line.
3. By the third baseman moving in.

U1 has catches:

1. By all fielders moving toward the middle of the field.
2. By the pitcher moving back.
3. By the first baseman directly at or immediately in front.
4. By the second baseman moving in all directions.
5. By the shortstop moving in.

U3 has catches:

1. By the third baseman directly at or immediately in front, moving back or toward the foul line.
2. By the shortstop moving back or toward third base.

With two outs, the infield catch responsibility is changed since the umpires have switched positions. For the proper coverage, see 8.7.2.

#### Fair/Foul Coverage

**PU:** Has responsibility for all balls on the first-base line and up to third base.

**U1:** Has no fair-foul responsibility.

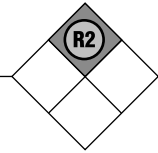
**U3:** Has responsibility for all balls that hit third base or go beyond third base.

With two outs, the fair/foul responsibility is changed since the umpires have switched positions. For the proper responsibilities, see 8.7.3.

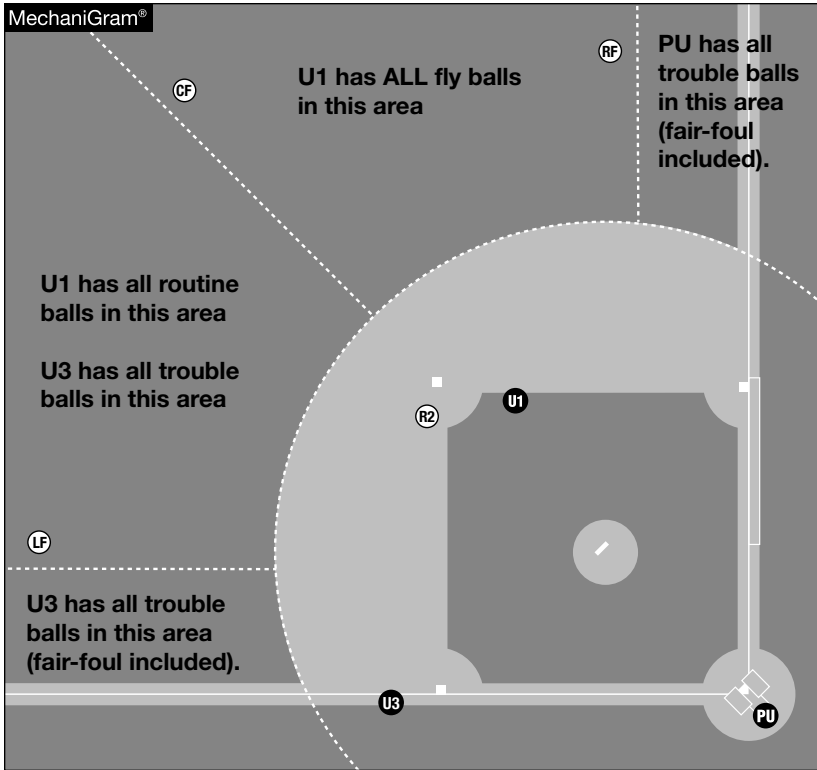




8.11.1 RUNNER ON SECOND  
LESS THAN TWO OUTS



### Initial Positions and Outfield Coverage



**Action on the field:** Less than two outs.

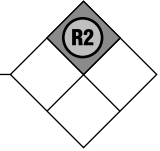
#### Initial Positions and Outfield Coverage

With less than two outs, U1 is in the "Deep B" position and U3 is in the "D" position. The initial responsibility of all catch or no catch of fly balls and line drives to the outfield belongs to U1. U3 retains coverage on all trouble balls (See 8.4C) from the center fielder coming straight in or straight back to the left-field out of play. If the ball is hit where the right fielder moves any distance toward the foul line, then PU has all catch/no-catch responsibility.

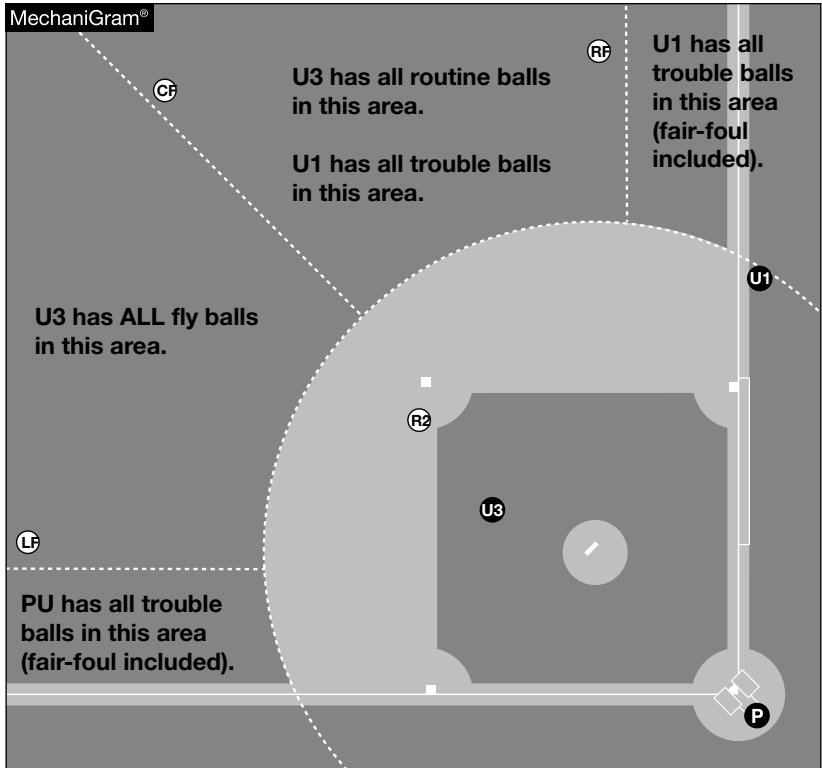




## 8.11.2 RUNNER ON SECOND TWO OUTS ONLY



### Initial Positions and Outfield Coverage

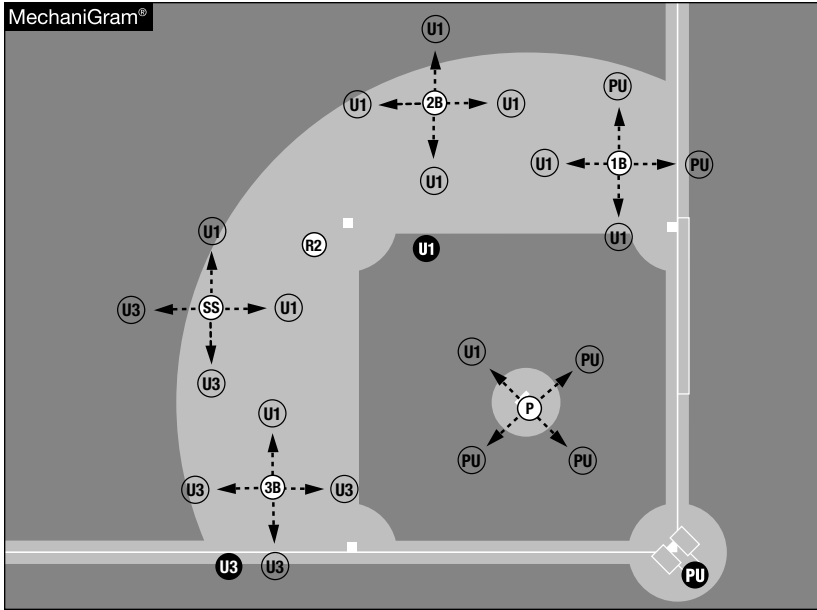


**Action on the field:** No action. Two outs.

#### Initial Positions and Outfield Coverage

With two outs, U1 is in the "A" position and U3 is in the "C" position. The initial responsibility of all catch or no catch of fly balls and line drives to the outfield belongs to U3. U1 retains coverage on all trouble balls (See 8.4C) from the center fielder coming straight in or straight back to the right-field out of play. If the ball is hit where the left fielder moves any distance toward the foul line, then PU has all catch/no-catch responsibility.

## Infield Catch Coverage



**Action on the field:** No action

### Umpire responsibilities:

PU has catches:

1. By the pitcher moving in, left or right.
2. By the first baseman moving in, back or toward the foul line.
3. By the third baseman moving in.

U1 has catches:

1. By all fielders moving toward the middle of the field.
2. By the pitcher moving back.
3. By the first baseman directly at or immediately in front.
3. By the second baseman moving in all directions.
4. By the shortstop moving in.

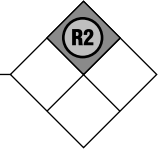
U3 has catches:

1. By the third baseman directly at or immediately in front, moving back or toward the foul line.
2. By the shortstop moving back or toward third base.

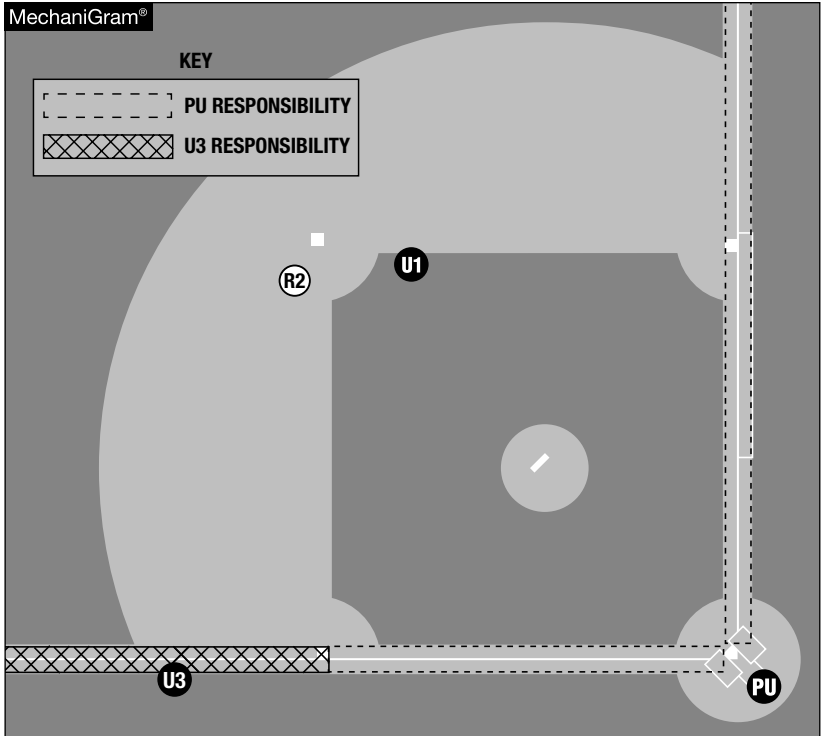
With two outs, the infield catch responsibility is changed since the umpires have switched positions. For the proper coverage, see 8.6.2.



### 8.11.4 RUNNER ON SECOND



## Fair/Foul Coverage



**Action on the field:** No action

#### **Umpire responsibilities:**

**PU:** Has responsibility for all balls along the first-base line and up to third base.

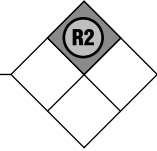
**U1:** Has no foul line responsibility.

**U3:** Has responsibility for all balls that hit third base or that go beyond third base.

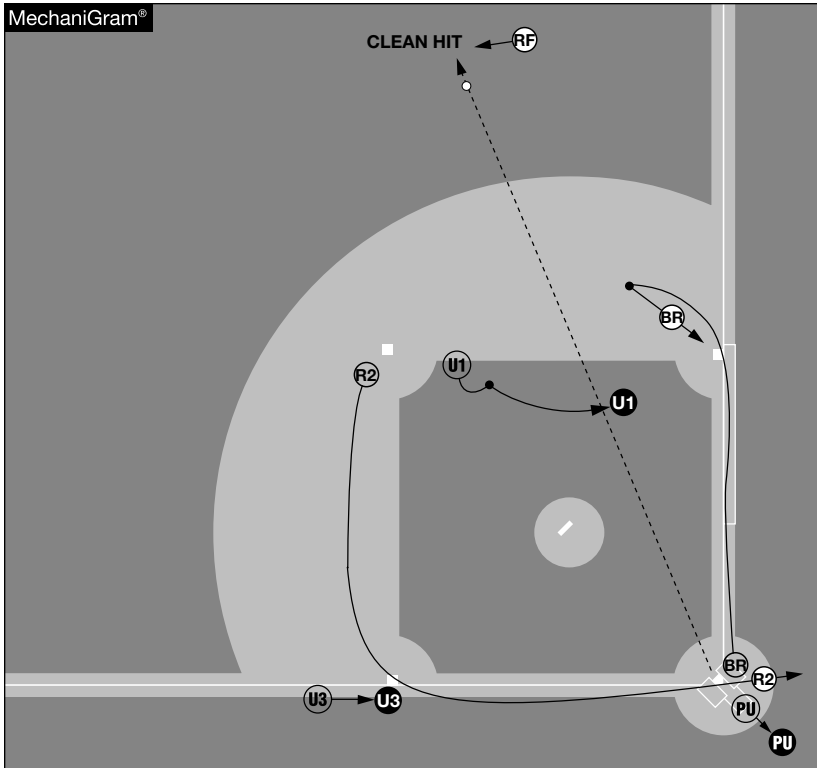
With two outs, the fair/foul responsibility is changed since the umpires have switched positions. For the proper responsibilities, see 8.7.3.



## 8.11.5 RUNNER ON SECOND LESS THAN TWO OUTS



### Clean Hit to Outfield



**Action on the field:** Clean hit to right field; R2 advances toward the plate; the batter-runner rounds first base

#### **Umpire responsibilities:**

**PU:** Observes the plate touch of all runners and moves to a position to rule on all plays at the plate.

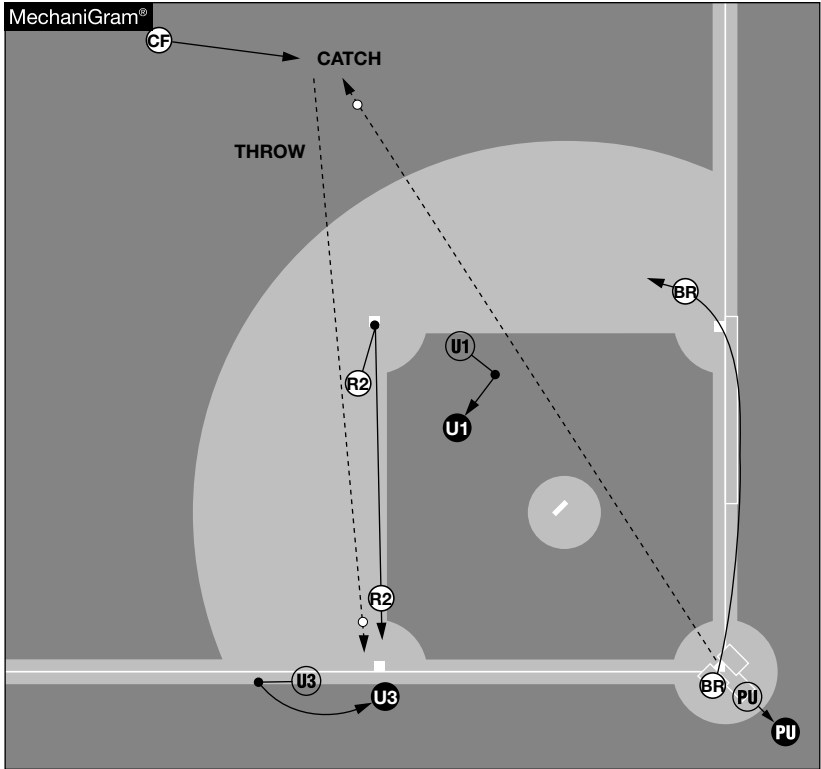
**U1:** Observes the batter-runner's base touch at first and has all plays at first and second base.

**U3:** Observes the base touches and has all plays at third base.





Fly Ball to Center Field: Catch



**Action on the field:** Fly ball to center field caught by the center fielder; R2 tags up and advances toward third base, drawing a throw there

**Umpire responsibilities:**

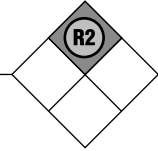
**PU:** Observes the touch of first base and has all plays at home.

**U1:** Moves to the best position possible to view the catch/no catch. If the ball is not caught, U1 observes base touches at first and second and has all plays at those bases.

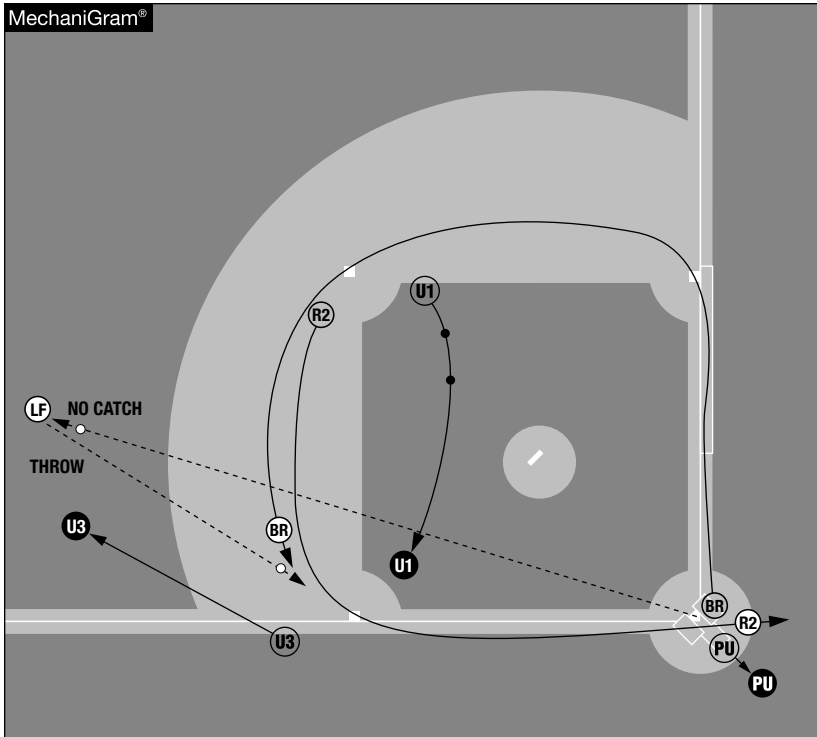
**U3:** Moves into position for the tag up of R2 at second and any play at third base. If the ball is not caught, U3 observes base touches at third base and moves into position for all plays at third base.



### 8.11.7 RUNNER ON SECOND LESS THAN TWO OUTS



## Fly Ball to Left Field: No Catch, U3 Goes Out



**Action on the field:** Fly ball to left field, no catch; U3 goes out; R2 advances toward the plate; the batter-runner advances toward third base and draws a throw there

#### Umpire responsibilities:

**PU:** Remains at the plate for all plays there and has the base touch of R2 at third and all base touches at the plate.

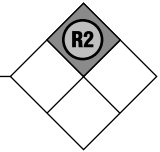
**U1:** Observes the batter-runner touch first base and moves into position for all plays on R2 and the batter-runner on the bases. If the ball is caught, U1 observes R2's potential tag up and has all plays at second and third base.

**U3:** Moves to the best position possible to view the catch/no catch.

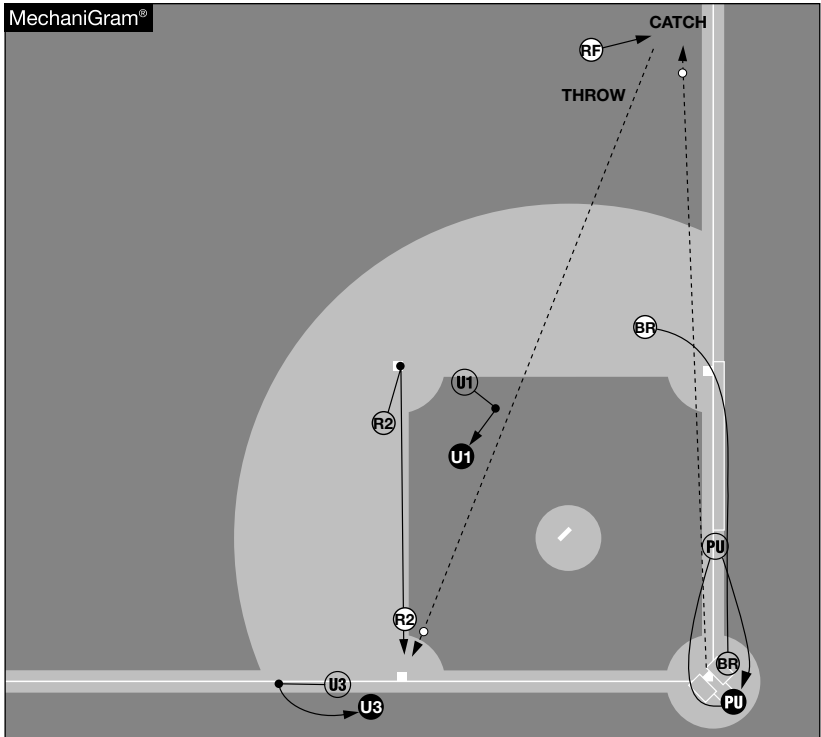




8.11.8 RUNNER ON SECOND  
LESS THAN TWO OUTS



### Fly Ball Down the Right-Field Line: Catch



**Action on the field:** Fly ball caught by the right fielder; R2 tags up and advances toward third base, drawing a throw there

**Umpire responsibilities:**

**PU:** Moves to the best position possible to view the fair/foul and catch/no catch. PU returns to the plate area.

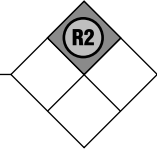
**U1:** Retreats and observes R2's tag up. If the ball is not caught, U1 observes base touches at first and second base and has all plays at those bases.

**U3:** Moves into position for any play at third base on R2. If the ball is not caught, U3 observes base touches at third base and moves into position for all plays at third base.

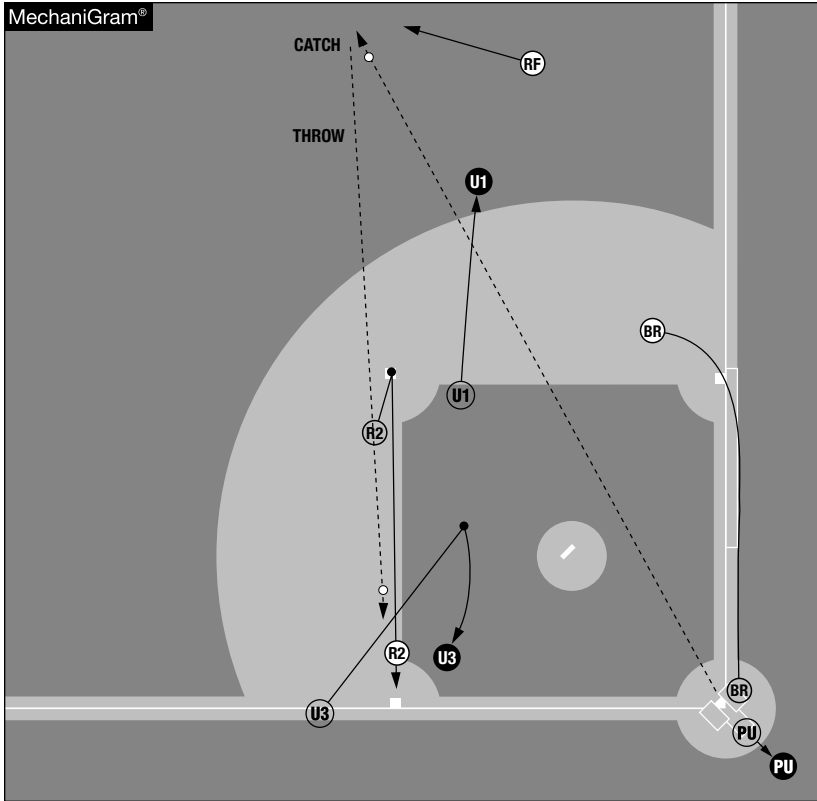




8.11.9 RUNNER ON SECOND  
LESS THAN TWO OUTS



**Fly Ball to Right-Center Field:  
Catch: U1 Goes Out**



**Action on the field:** Deep fly ball to right-center field caught by the right fielder; U1 goes out; R2 tags up and advances toward third base, drawing a throw there

**Umpire responsibilities:**

**PU:** Remains near the plate.

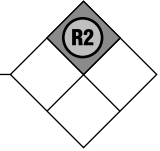
**U1:** Moves to the outfield to view the catch/no catch.

**U3:** Enters the infield immediately and lines up R2's tag. U3 then moves into position for any play at second or third base on R2.

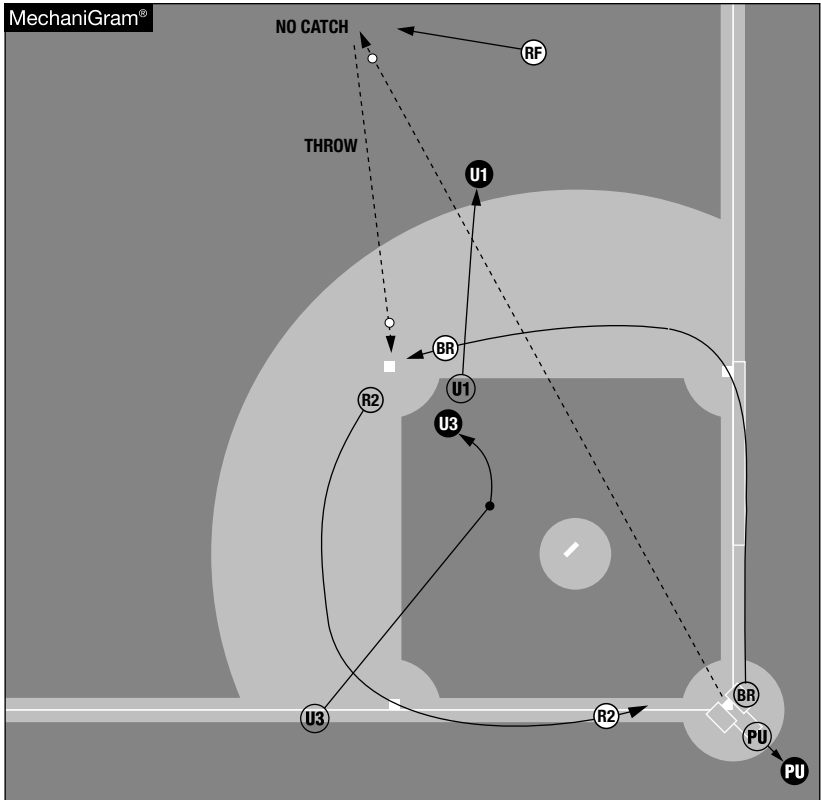




8.11.10 RUNNER ON SECOND  
LESS THAN TWO OUTS



**Fly Ball to Right-Center Field:  
No Catch: U1 Goes Out**



**Action on the field:** Deep fly ball to right-center field, no catch; U1 goes out; R2 advances toward the plate; the batter-runner advances toward second base and draws a throw there

**Umpire responsibilities:**

**PU:** Remains at the plate and has all plays there and is responsible for R2's touch of third.

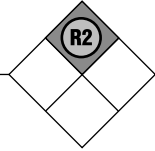
**U1:** Moves to the outfield and rules on the catch/no catch.

**U3:** Enters the infield immediately and observes all other base touches and has all plays on the bases.

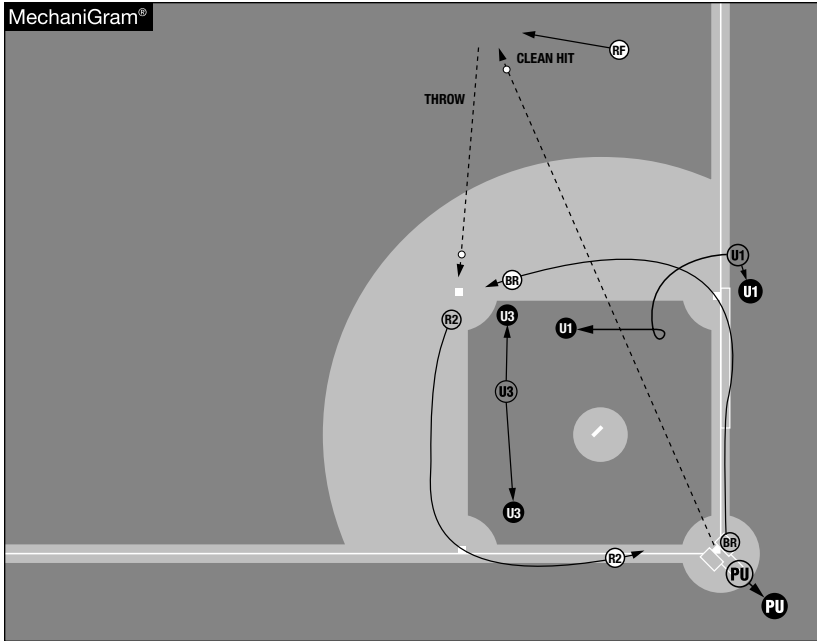




## 8.11.11 RUNNER ON SECOND TWO OUTS ONLY



### Clean Hit to the Outfield



**Action on the field:** With two outs, a clean hit to right field. R2 advances toward home. BR advances toward second base.

#### Umpire responsibilities

**PU:** Stays home, observes the plate touch of all runners. PU moves to a position to rule on all plays at the plate.

**U1:** Observes BR touching first base. There is no rotation on this play. By conference adoption, move in the direction of the coaches box down the first base line for plays on the batter runner back into first.

**U3:** Responsible for plays at second or third base which will be dictated by the movements of U1 on this play..

**Note:** By conference adoption, U1 has the option of either dropping down into foul territory in the direction of the first base coaches box or move into the diamond in the direction of second base. This decision should be made based on the likelihood of R2 scoring and the possible position of the BR at the end of the play either staying at first or advancing to second base. It is imperative that U1 communicate with U3 pre-pitch the two coverage options, and after the ball is put in play, which of the two coverage options U1 has decided on.





## SECTION 8.12

### Runners on second and third

#### Initial Positions and Outfield Coverage

With less than two outs, U1 is in the “Deep B” position and U3 is in the “D” position. The initial responsibility of all catch or no catch of fly balls and line drives to the outfield belongs to U1. U3 retains coverage on all trouble balls (See 8.4C) from the center fielder coming straight in or straight back to the left-field out of play. If the ball is hit where the right fielder moves any distance toward the foul line, then PU has all catch/no-catch responsibility.

With two outs, U1 is in the “A” position and U3 is in the “C” position. The initial responsibility of all catch or no catch of fly balls and line drives to the outfield belongs to U3. U1 retains coverage on all trouble balls (See 8.4C) from the center fielder coming straight in or straight back to the right-field out of play. If the ball is hit where the left fielder moves any distance toward the foul line, then PU has all catch/no-catch responsibility.

#### Infield Catch Coverage

The coverage is the same as a runner on second, with U1 in the “Deep B” position (see 8.11.3).

PU has catches:

1. By the pitcher moving in, left or right.
2. By the first baseman moving in, back or toward the foul line.
3. By the third baseman moving in.

U1 has catches:

1. By all fielders moving toward the middle of the field.
2. By the pitcher moving back.
3. By the first baseman directly at or immediately in front.
3. By the second baseman moving in all directions.
4. By the shortstop moving in.

U3 has catches:

1. By the third baseman directly at or immediately in front, moving back or toward the foul line.
2. By the shortstop moving back or toward third base.

**Note:** With two outs, the infield catch responsibility is changed since the umpires have switched positions. For the proper coverage, see 8.7.2.

#### Fair/Foul Coverage

The coverage is the same as a runner on second, with U1 in the “Deep B” position (see 8.11.4).

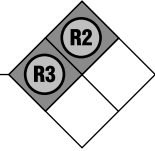
**PU:** Has responsibility for all balls along the first-base line and up to third base.

**U1:** Has no foul line responsibility.

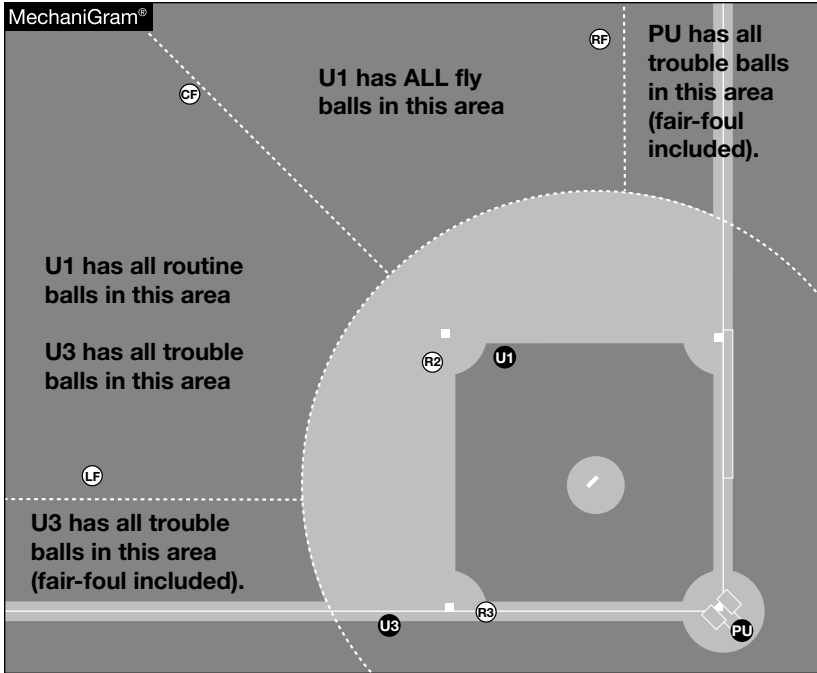
**U3:** Has responsibility for all balls that hit third base or that go beyond third base.

**Note:** With two outs, the fair/foul responsibility is changed since the umpires have switched positions. For the proper responsibilities, see 8.7.3.





### Initial Positions and Outfield Coverage



**Action on the field:** No action. Less than two outs.

#### Initial Positions and Outfield Coverage

With less than two outs, as shown in the graphic above, U1 is in the “Deep B” position and U3 is in the “D” position. The initial responsibility of all catch or no catch of fly balls and line drives to the outfield belongs to U1. U3 retains coverage on all trouble balls (See 8.4C) from the center fielder coming straight in or straight back to the left-field out of play. If the ball is hit where the right fielder moves any distance toward the foul line, then PU has all catch/no-catch responsibility.

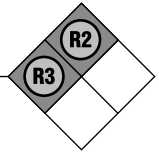
With two outs, U1 is in the “A” position and U3 is in the “C” position (See 8.11.2). The initial responsibility of all catch or no catch of fly balls and line drives to the outfield belongs to U3. U1 retains coverage on all trouble balls (See 8.4C) from the center fielder coming straight in or straight back to the right-fielder out of play. If the ball is hit where the left fielder moves any distance toward the foul line, then PU has all catch/no-catch responsibility.



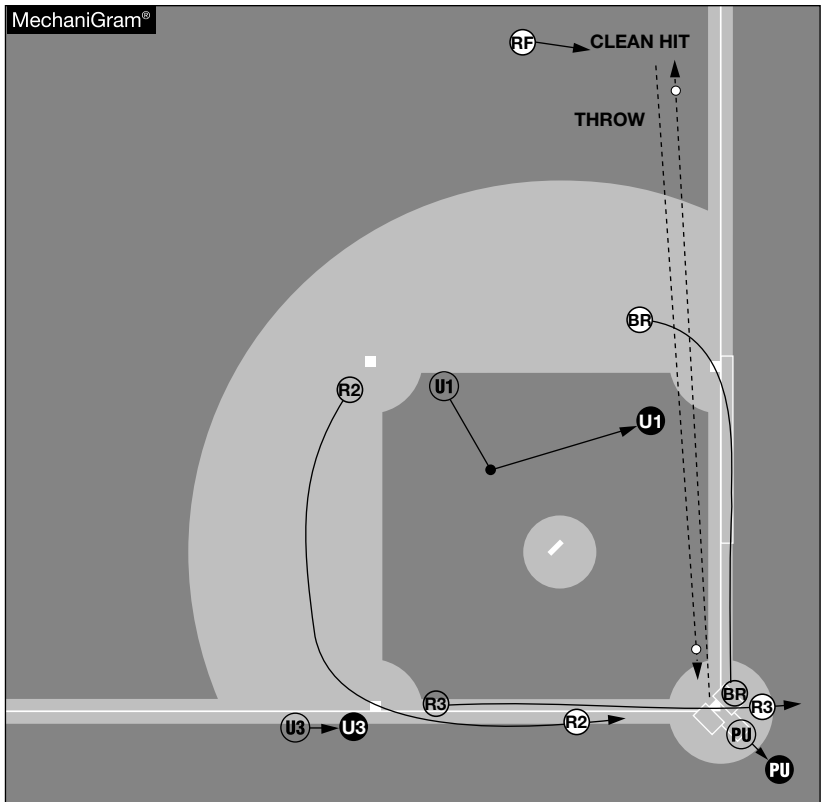




## 8.12.2 RUNNERS ON SECOND AND THIRD LESS THAN TWO OUTS



### Clean Hit to Outfield



**Action on the field:** Clean hit to right field; R3 advances toward the plate; R2 advances toward the plate, drawing a throw there; the batter-runner rounds first base

**Umpire responsibilities:**

**PU:** Observes the plate touch of all runners and moves to a position to rule on all plays at the plate.

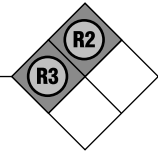
**U1:** Observes base touches and has all plays at first and second base.

**U3:** Observes the base touches and has all plays at third base.

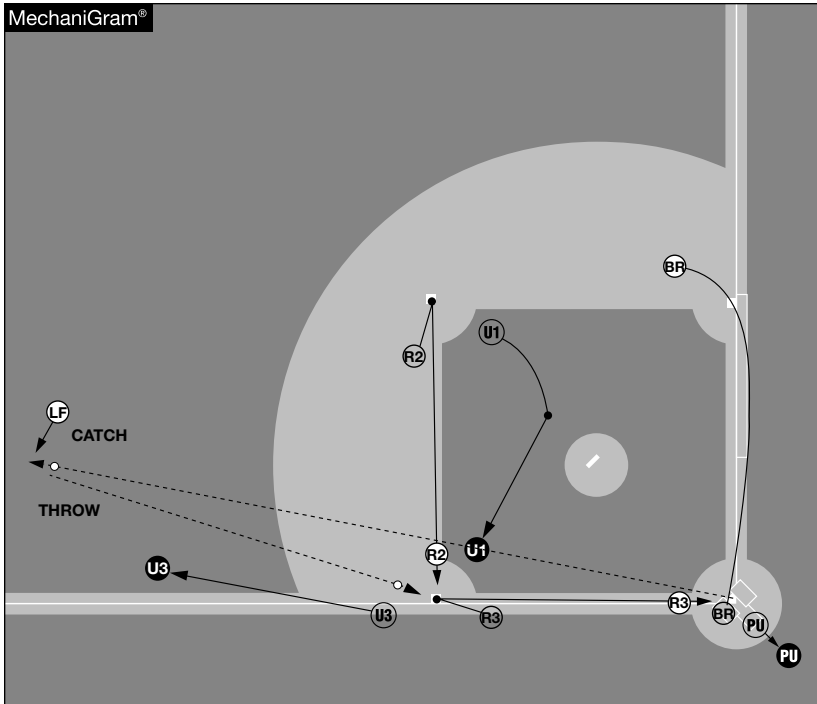




8.12.3 RUNNERS ON SECOND AND THIRD  
LESS THAN TWO OUTS



**Fly Ball to Left Field: Catch:  
U3 Goes Out**



**Action on the field:** Fly ball caught by the left fielder; U3 goes out; R3 tags up and advances toward the plate; R2 tags up and advances toward third base

**Umpire responsibilities:**

**PU:** Moves into position to observe R3's tag up at third base. PU returns to the plate for all plays there. If the ball is not caught, PU returns to the plate for all plays there and has the base touch for R2 at third and all base touches at the plate.

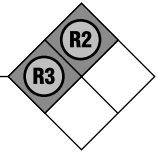
**U1:** Moves into position to observe tag up of R2. U1 moves into position for all plays on the bases. If the ball is not caught, U1 observes the base touches of the batter-runner.

**U3:** Moves to the best position possible to view the catch/no catch.

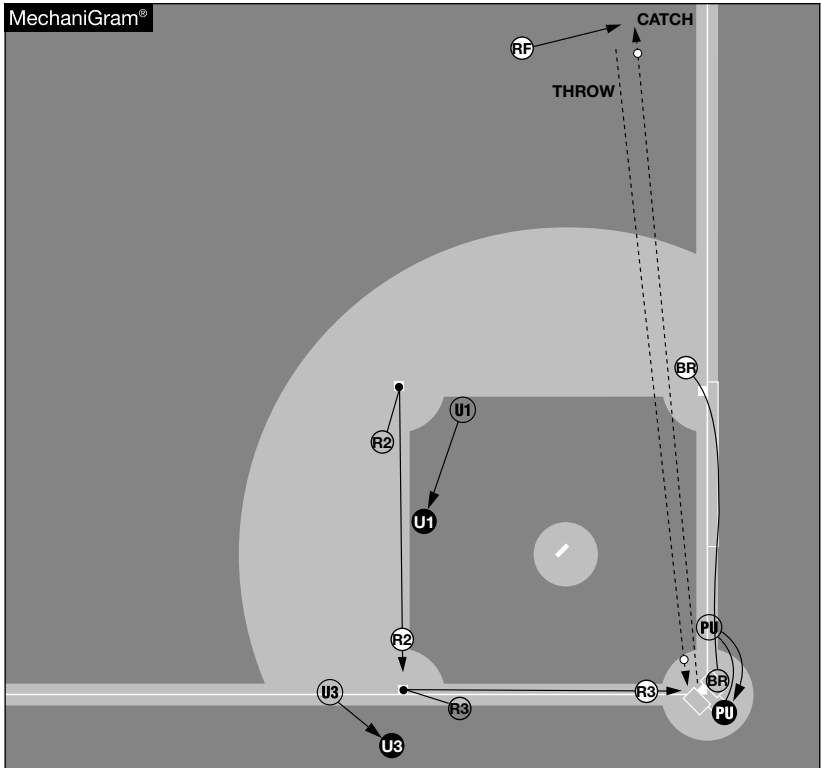




## 8.12.4 RUNNERS ON SECOND AND THIRD LESS THAN TWO OUTS



### Fly Ball Down the Right-Field Line: Catch



**Action on the field:** Fly ball caught by the right fielder; R3 tags up and advances toward the plate, drawing a throw there; R2 tags up and advances toward third base

#### **Umpire responsibilities:**

**PU:** Moves to the best position possible to view the fair/foul and catch/no catch, then moves into position to rule on all plays at the plate.

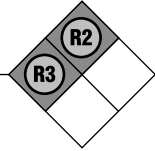
**U1:** Observes R2's tag up at second base. U1 moves into position for any play at second base. If the ball is not caught, U1 observes base touches at first and second base and has all plays at those bases.

**U3:** Observes R3's tag up. U3 moves into position for all base touches and any play at third base.

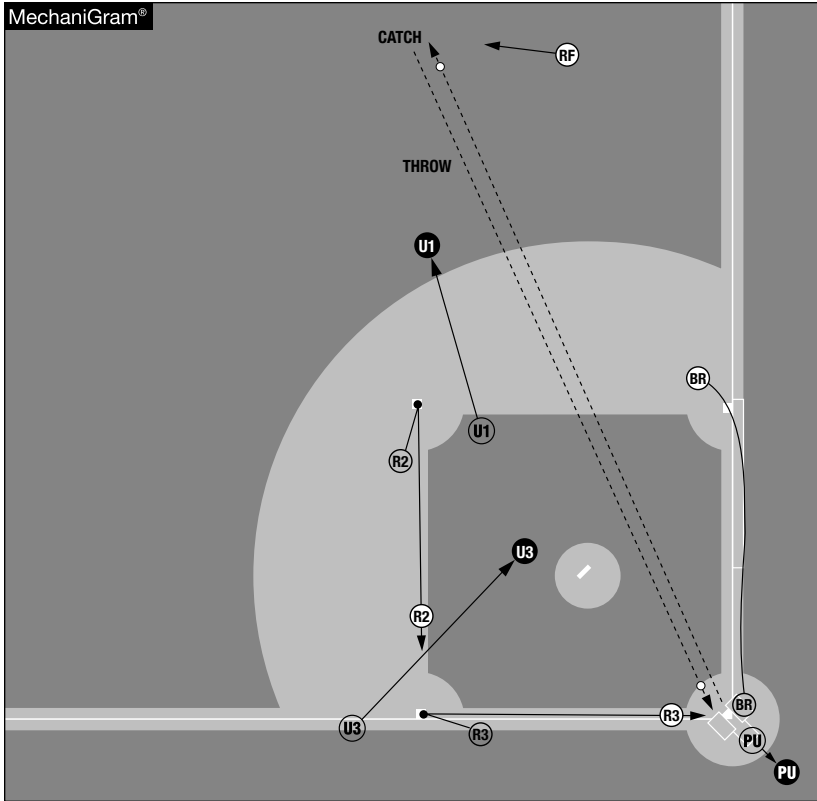




8.12.5 RUNNERS ON SECOND AND THIRD  
LESS THAN TWO OUTS



**Fly Ball to Right-Center Field:  
Catch: U1 Goes Out**



**Action on the field:** Deep fly ball to right-center field caught by the right fielder; R3 tags up and advances toward the plate and draws a throw there; R2 tags up and advances toward third base

**Umpire responsibilities:**

**PU:** Moves into position to observe R3's tag up at third base. PU returns to the plate for all plays there.

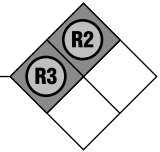
**U1:** Moves to the outfield to view the catch/no catch.

**U3:** Enters the infield immediately. U3 is responsible for R2's tag at second base and has all plays on the bases.

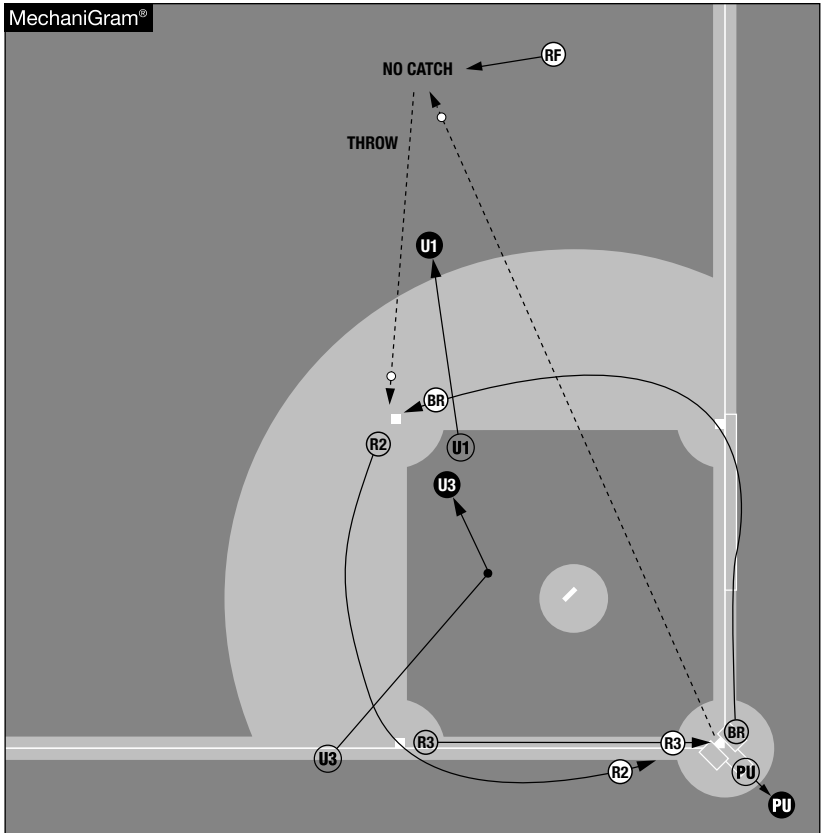




8.12.6 RUNNERS ON SECOND AND THIRD  
LESS THAN TWO OUTS



**Fly Ball to Right-Center Field:  
No Catch: U1 Goes Out**



**Action on the field:** Deep fly ball to right-center field, no catch; R3 advances toward the plate; R2 advances toward the plate; the batter-runner advances toward second base and draws a throw there

**Umpire responsibilities:**

**PU:** Returns to the plate for any play and has the base touch of R2 at third base, plus all base touches at the plate.

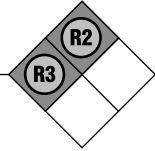
**U1:** Rules on the catch/no catch.

**U3:** Immediately enters the infield, observes all base touches of the batter-runner and has all plays on the bases.

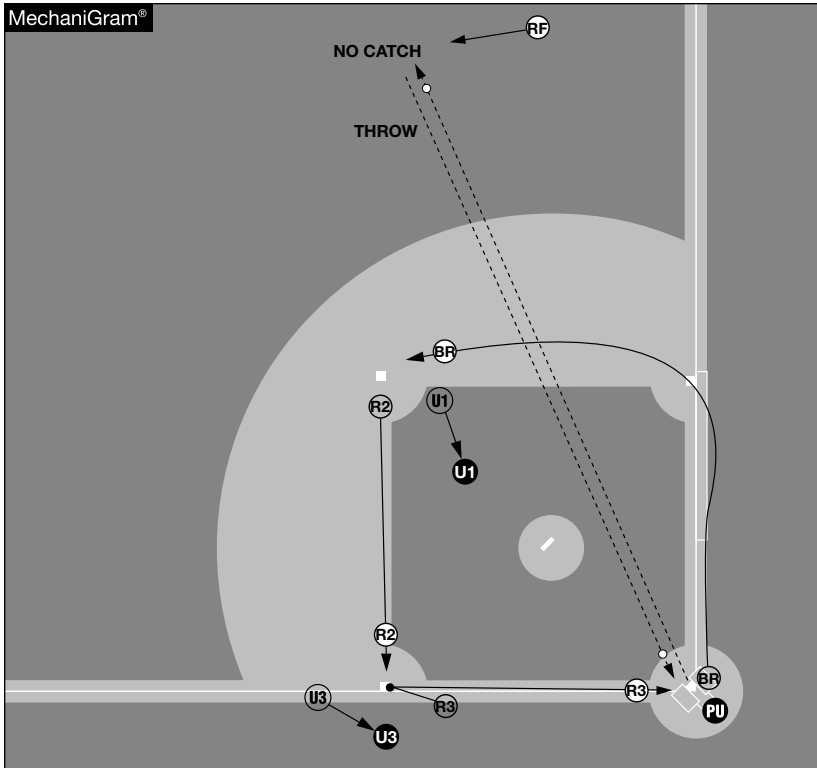




8.12.7 RUNNERS ON SECOND AND THIRD  
LESS THAN TWO OUTS



**Fly Ball to Right-Center Field:  
No Catch**



**Action on the field:** Fly ball to right-center field, no catch; R3, who returned to third base to tag up, advances toward the plate and draws a throw there; R2 advances toward third base; the batter-runner advances toward second base

**Umpire responsibilities:**

**PU:** Moves into position to rule on all plays at the plate.

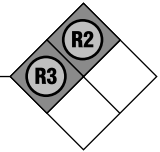
**U1:** Moves to the best position possible to view the catch/no catch. U1 has all plays at first and second base. If the ball is caught, U1 has any snap throw back into second base.

**U3:** Observes R3's potential tag up. U3 moves into position for all plays at third base.

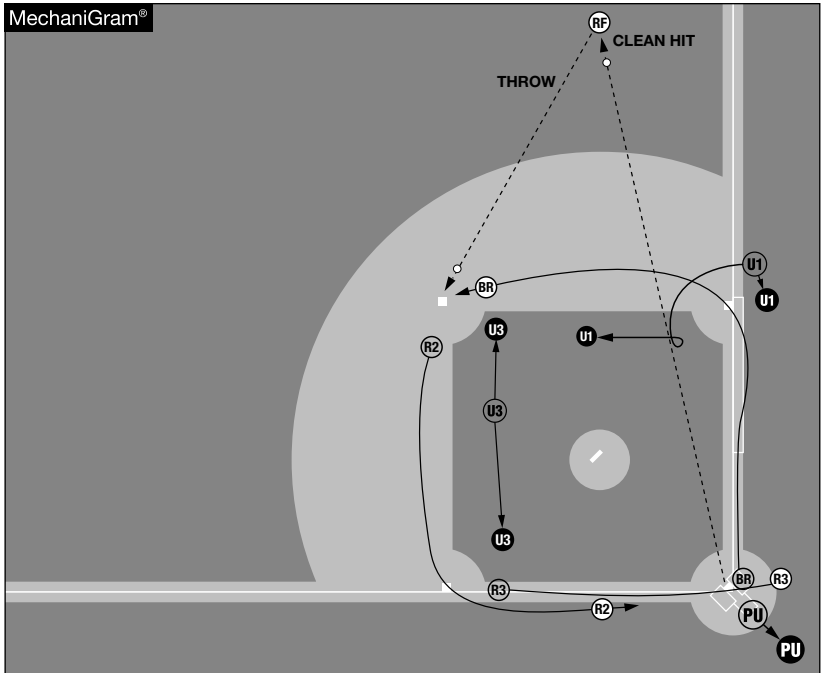




## 8.12.8 RUNNERS ON SECOND AND THIRD TWO OUTS ONLY



### Clean Hit to the Outfield



**Action on the field:** With two outs, a clean hit to right field. R2 and R3 advance toward home. BR advances toward second base.

#### Umpire responsibilities:

**PU:** Stays home, observes R2 touching third base and observes the plate touch of all runners. PU moves to a position to rule on all plays at the plate.

**U1:** Observes BR touching first base. There is no rotation on this play. By conference adoption, U1 can reverse rotate and take the batter-runner into second base.

**U3:** Responsible for any play at third base on R2, plays on the BR at third base, and any play on the BR at second base when U1 decides to drop down in foul territory and stay on the outside of first base.

**Note:** By conference adoption, U1 has the option of either dropping down into foul territory in the direction of the first base coaches box or move into the diamond in the direction of second base. This decision should be made based on the likelihood of R2 scoring and the possible position of the BR at the end of the play either staying at first or advancing to second base. It is imperative that U1 communicate with U3 pre-pitch the two coverage options, and after the ball is put in play, which of the two coverage options U1 has decided on.





## SECTION 8.13

### Runner on third

#### Initial Positions and Outfield Coverage

The coverage is the same as with no runners on base (see 8.6.1).

**U1:** Starts in the “A” position. U1 dictates coverage and has the center fielder straight in and straight back and when he moves toward right field. U1 also has all balls to the right fielder.

**U3:** Starts in the “D” position. U3 has the center fielder moving toward left field and all balls to the left fielder.

#### Infield Catch Coverage

The coverage is the same as with no runners on base (see 8.6.2).

PU has catches:

1. By the pitcher moving in, left or right.
2. By the first and third baseman moving toward the plate or toward the middle of the infield.

U1 has catches:

1. By the second baseman moving in, out or toward first base.
2. By the shortstop moving toward second base.
3. By the first baseman directly at or immediately in front, moving back or toward the line.
4. By the pitcher moving back.

U3 has catches:

1. By the shortstop moving in, back or toward third base.
2. By the second baseman moving toward second base.
3. By the third baseman directly at or immediately in front, moving back or toward the line.

#### Fair/Foul Coverage

The coverage is the same as with no runners on base (see 8.6.3).

**PU:** Has responsibility for balls up to first base and third base.

**U1:** Has responsibility for balls that hit first base and/or go beyond.

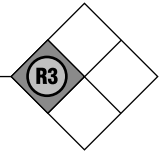
**U3:** Has responsibility for balls that hit third base and/or go beyond.



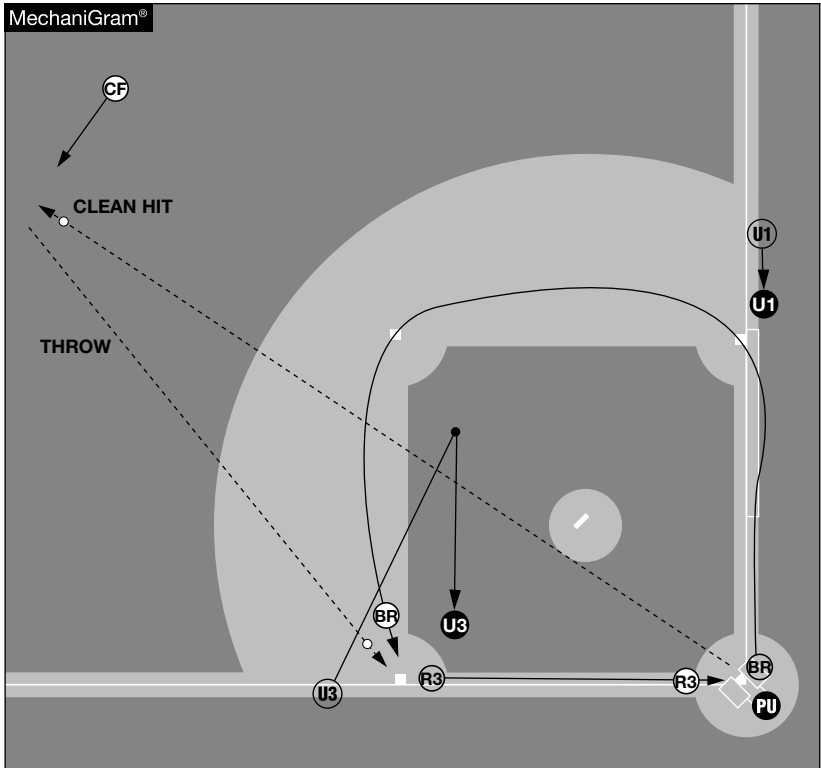




### 8.13.1 RUNNER ON THIRD



## Clean Hit to Outfield



**Action on the field:** Clean hit deep to left-center field, no catch; R3 advances toward the plate; the batter-runner advances toward third base, drawing a throw there

**Umpire responsibilities:**

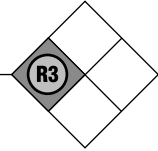
**PU:** Stays home, observes the plate touch of all runners. PU moves to a position to rule on all plays at the plate.

**U1:** Observes base touch at first base.

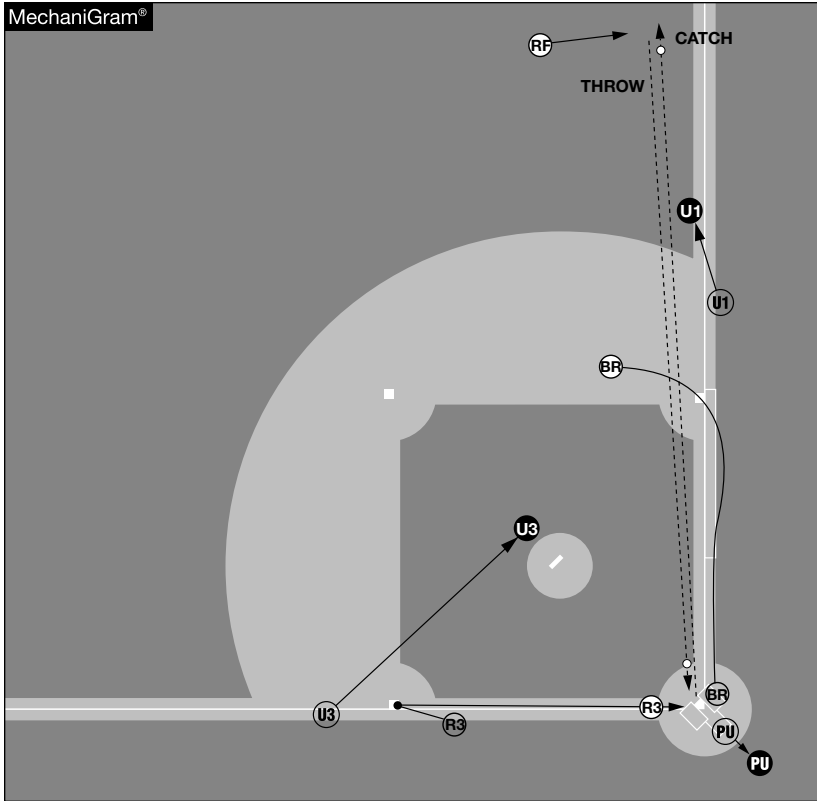
**U3:** Enters the infield and has all plays on the batter-runner at second and third base.



## 8.13.2 RUNNER ON THIRD LESS THAN TWO OUTS



### Fly Ball to Right Field: U1 Goes Out



**Action on the field:** Fly ball caught by the right fielder; U1 goes out; R3 tags up and advances toward the plate, drawing a throw there

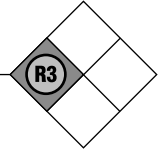
#### **Umpire responsibilities:**

**PU:** Moves into a position to observe R3's tag up at third base. PU returns to the plate for any play there.

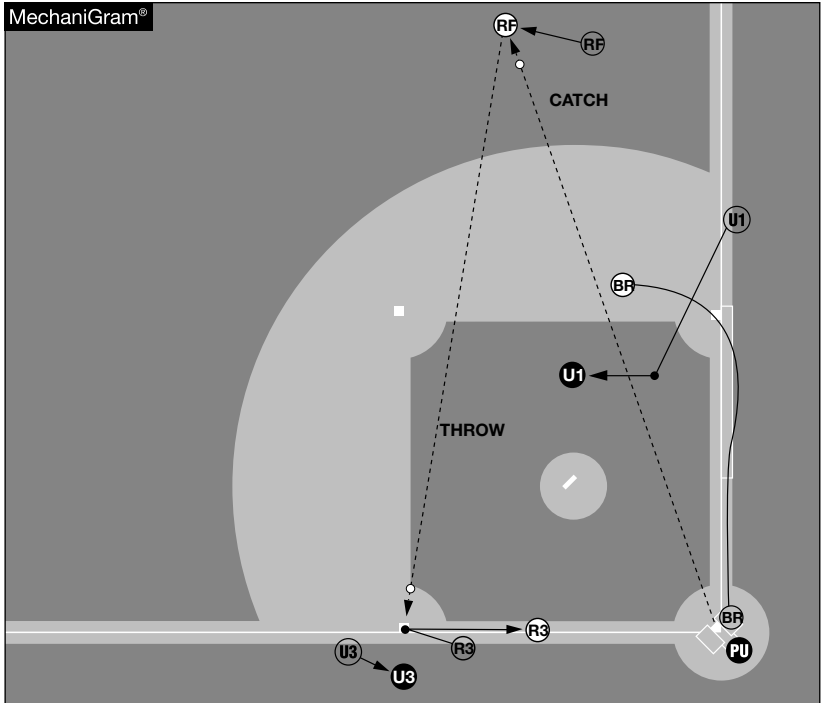
**U1:** Goes out and rules on the catch/no catch. U1 must make a quick read on the ball, since U3 will line up tag if U1 does not go out.

**U3:** Moves to the infield immediately. U3 moves into position for any play back into third involving R3. If the ball is not caught, U3 moves into position for all plays and touches on the bases.





## Fly Ball to Right-Center Field: U1 Does Not Go Out



**Action on the field:** Fly ball to right field, caught by the right fielder; U1 does not go out; R3 tags up, advances a few steps toward the plate, then returns to third base, drawing a throw there

### Umpire responsibilities:

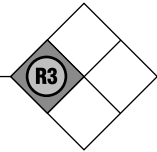
**PU:** Remains near the plate for all plays there. U1 is responsible for the catch whether he goes out or comes into the infield.

**U1:** Makes a quick decision on going out or coming in to the infield. U1 moves into the middle of the diamond and takes all plays on the batter-runner at first or second should the ball get dropped.

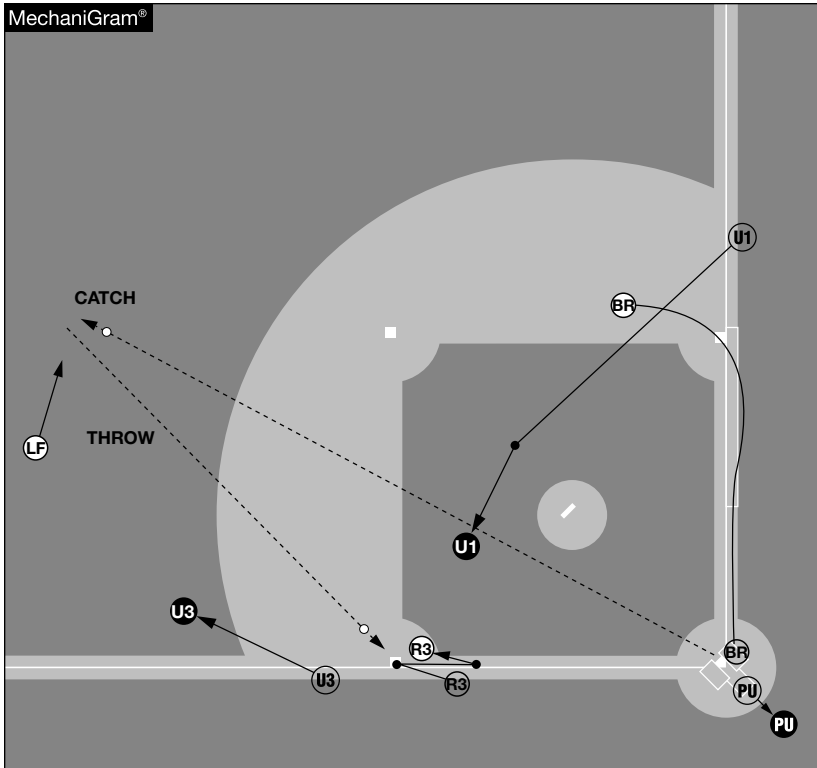
**U3:** Drops into foul territory to line up tag of R3 at third base. Responsible for any play at third involving R3 or BR. *U3 must read U1 to determine if he needs to rotate into the infield for the play at second if U1 goes out.*



### 8.13.4 RUNNER ON THIRD



## Fly Ball to Left-Center Field: U3 Goes Out



**Action on the field:** Fly ball to left-center field caught by the left fielder; U3 goes out; R3 tags up, advances a few steps toward the plate, then returns to third base, drawing a throw there

### Umpire responsibilities:

**PU:** Moves into a position to observe R3's tag up at third base. PU returns to the plate for any play there.

**U1:** Moves into position directly behind the pitcher's mound. U1 moves into position for all plays and touches on the bases, including any play at third base on R3.

**U3:** Goes out and rules on the catch/no catch. U3 is responsible for the catch whether he goes out or stays in and lines up the tag.





## **Section 9**

# **Mechanics for a Crew of Four Umpires**



## Mechanics for Four Umpires

### 9.1 Basic Principles

1. Better outfield coverage. Having four umpires allows for better angles on outfield coverage without sacrificing base coverage.
2. Know three-umpire mechanics. You must have a complete understanding of three-umpire mechanics to work with four umpires. Depending on who goes out on a fly ball, oftentimes the rest of the crew reverts to using three-umpire mechanics.

### 9.2 Balk Concentration

There are some balks that are more obvious from some positions.

#### A. PU should concentrate on:

1. Left-handed pitchers stepping to the plate
2. Left-handed pitchers coming to a complete stop
3. Right-handed pitchers coming to a complete stop
4. Right-handed pitchers gaining ground on the jump turn
5. Right-handed pitchers closing their shoulder before the jump turn

#### B. U1 should concentrate on:

1. Left-handed pitcher's step, or body movement to the plate
2. Left-handed pitchers coming to a complete stop
3. Right-handed pitchers breaking their front knee before the jump turn
4. Right-handed pitchers gaining ground on the jump turn

#### C. U2 (when inside) should concentrate on:

1. Left-handed pitchers coming to a complete stop
2. Right-handed pitchers coming to a complete stop

#### D. U3 should concentrate on:

1. Right-handed pitchers coming to a complete stop
2. Right-handed pitchers stepping to the plate on the third to first move
3. Left-handed pitchers stepping to the plate



## **9.3 Line Drive Responsibilities**

**A.** Umpires will be held accountable to set their initial pre-pitch position with strong consideration given to line drive responsibilities.

**B.** Umpires shall start with their inside foot next to the foul line and shall NOT straddle the line.

**C.** U1 and U3 will position themselves no more than 6-8 feet behind the fielder with no runners on base. If the fielder is playing deep, U1 should cut this distance in half and be 3-4 feet behind the fielder. The umpire should never put himself in a position where a fielder could step into or dive into him on a line drive.

**D.** U1 and U3 should be well positioned to see line drives hit at the feet of the first or third baseman in their normal positions (with a step or two forward) and to make that call.

**E.** U1 and U3 will now take all line drives hit directly at and immediately in front of the first or third baseman. "Directly in front" refers to the immediate area in front of the fielder and in the immediate vicinity of his starting position. A fielder who moves a significant distance straight forward will remain the plate umpire's call.

**F.** When positioned in the outfield, U2 should always work over the inside shoulder (closest to second base) of the middle infielder to be in the best possible position to rule on line drives in his coverage area.

## **9.4 Basic Outfield Coverage**

**A.** Umpires will not automatically go out on all fly balls with or without runners on base. Umpires are expected to read fly balls and only go out on a trouble ball. The philosophy adopted by the CCA mechanics committee is "if in doubt, go out." That philosophy is not meant to replace the reading of fly balls. Pause, read and react techniques should always be utilized.

**B.** Four conditions that require an umpire to go to the outfield from the "A" and "D" positions:

1. The outfielder turns and begins to run toward the outfield fence (possible home run)
2. Multiple players converging on a fly ball
3. A catch being made below the waist
4. Outfielder moving toward the foul line and possible fair/foul decision



- C. If in doubt, go out on fly balls in your coverage area.
1. If you are going out — go out hard.
  2. Leave no doubt in your partners' mind about whether or not you are going out.
  3. Signal your partner by raising your arm if you are going out.
  4. If you are not going out, hold your arm out to your partner with your palm facing him.
  5. If you do not go out, you still maintain responsibility for the catch.
  6. Once you go out, do not return until the play is complete.
  7. U2 positioned within the infield should never cross the base path to observe a catch/no catch.

E. When a home run is hit with no runners on base, it is not necessary to have the entire crew fully rotate.

1. U3 can go out down the line and then come back to third base for touches at that base. If U2 goes out, U3 can easily take all touches at second and third. If U1 goes out, either U2 or the home-plate umpire should have the touch of first as U1 will not be able to get back to first after going out to see the batter-runner touch first base.
2. The most important thing to remember is that the crew must communicate and read each other on this situation as the batter-runner is rounding the bases.

## **9.5 Overthrows**

### **At the plate**

Plate umpire (or the U1 if there is a rotation to home) has responsibility on all overthrows to the plate.

### **At first base (toward the plate)**

Plate umpire has primary responsibility on all overthrows.

### **At first base (toward outfield)**

First-base umpire (or any umpire rotating to first base) has the primary responsibility on all overthrows.

### **At third base (toward the plate)**

Plate umpire (or the first-base umpire if there is a rotation to home) has primary responsibility on all overthrows. Exception: If the plate umpire has rotated to third base to rule on a play the plate umpire will have the responsibility of the overthrow at third base.

### **At third base (toward outfield)**

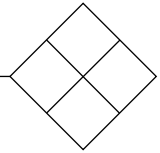
Third-base umpire (or any umpire rotating to third base) has the primary responsibility on all overthrows.



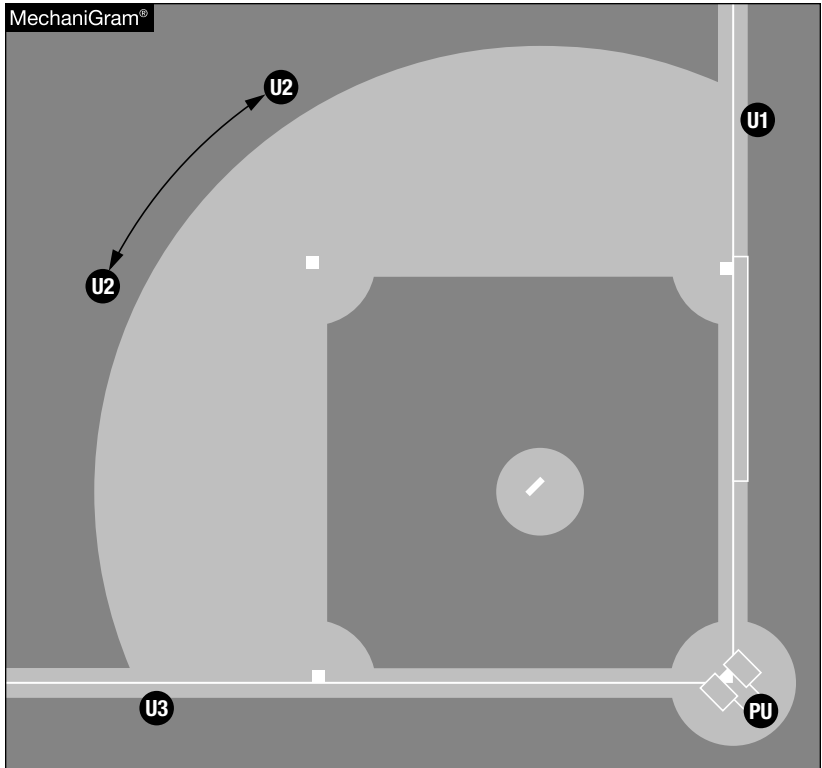




## 9.6.1 NO RUNNERS ON



### Initial Positions



**Action on the field:** No action

**Umpire responsibilities:**

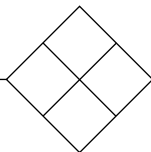
**U1:** Starts in the “A” position.

**U2:** Should always work over the inside shoulder of the middle infielder to be in the best possible position to rule on line drives in his coverage area.

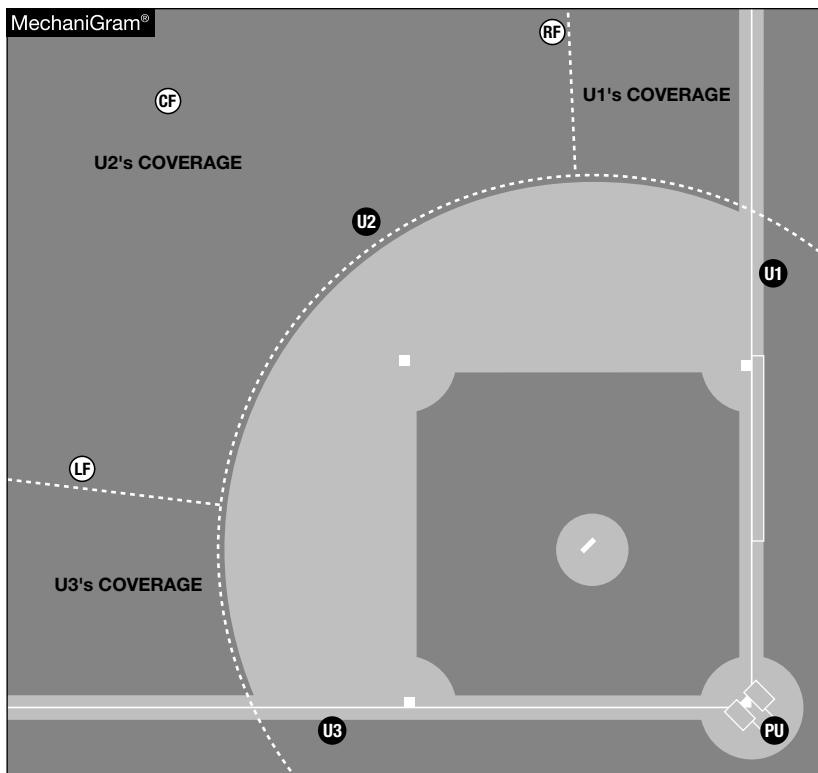
**U3:** Starts in the “D” position.



## 9.6.2 NO RUNNERS ON



### Outfield Catch Coverage



**Action on the field:** No action

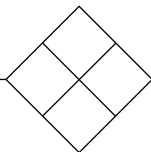
**Umpire responsibilities:**

**U1:** Has the right fielder moving toward the right-field foul line.

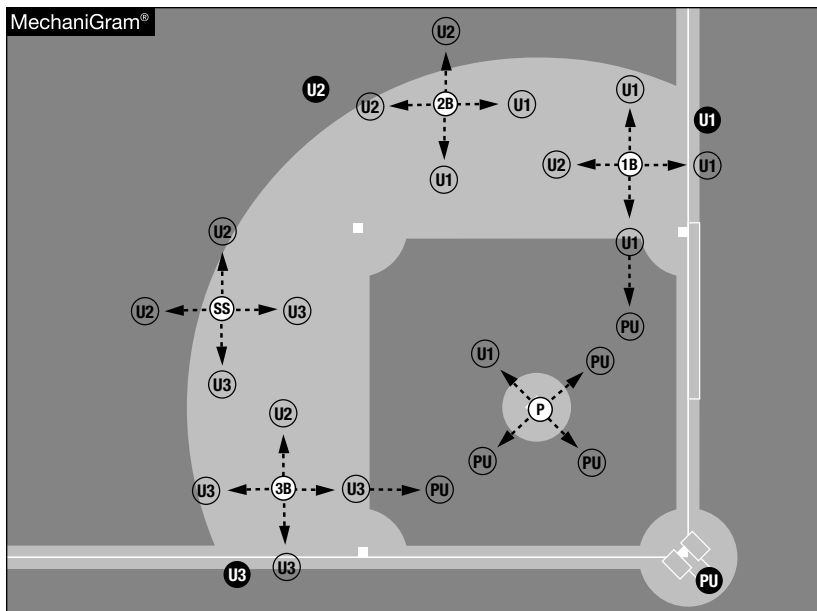
**U2:** Dictates coverage and has the left fielder straight in and straight back to the right fielder straight in and straight back.

**U3:** Has the left fielder moving toward the left-field foul line.





## Infield Catch Coverage



**Action on the field:** No action

### Umpire responsibilities:

PU has catches:

1. By the pitcher moving in, left or right.
2. By the first and third basemen moving significantly in.

U1 has catches:

1. By the second baseman moving in or toward first base.
2. By the first baseman on line drives directly at or directly in front, moving back or toward the line.
3. By the pitcher moving back.

U2 has catches:

1. By the second baseman moving out or toward second base.
2. By the shortstop moving out or toward second base.
3. By the first baseman moving right.
4. By the third baseman moving left.

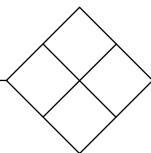
U3 has catches:

1. By the shortstop moving in or toward third base.
2. By the third baseman on line drives directly at or directly in front, moving back or toward the line.

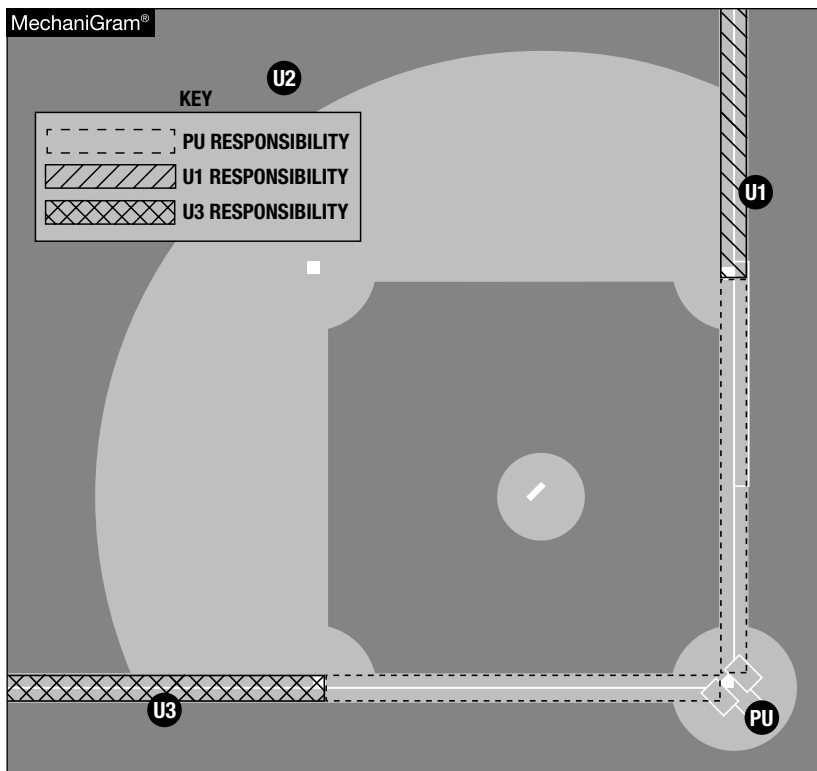




## 9.6.4 NO RUNNERS ON



### Fair/Foul Coverage



**Action on the field:** No action

**Umpire responsibilities:**

**PU:** Responsible for balls up to first base and third base.

**U1:** Responsible for balls that hit first base or go beyond.

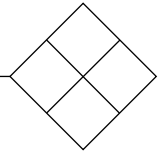
**U2:** Has no fair/foul responsibility.

**U3:** Responsible for balls that hit third base or go beyond.

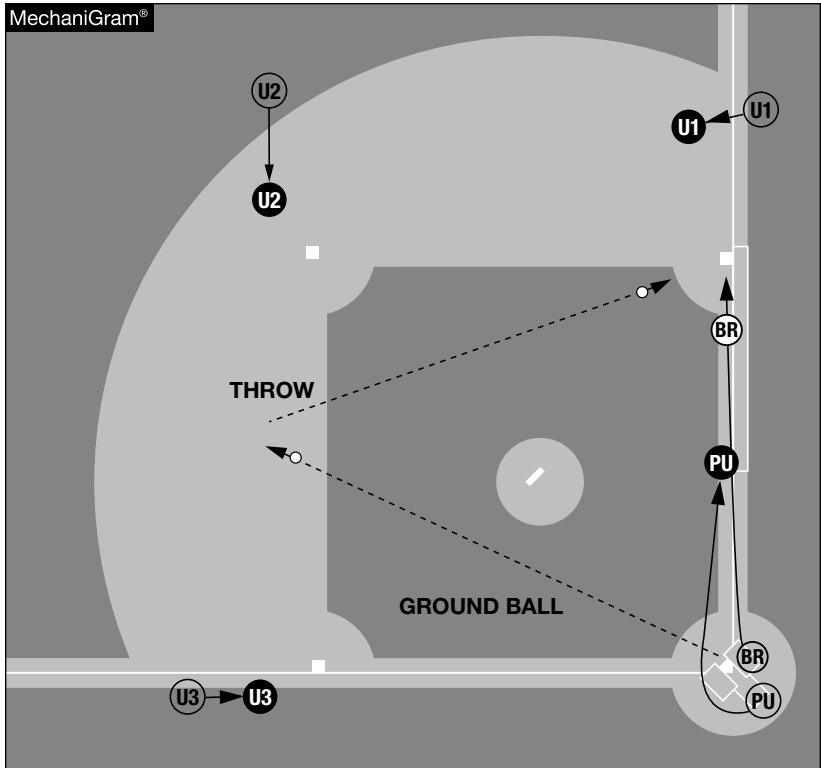




## 9.6.5 NO RUNNERS ON



### Plays Within the Infield



**Action on the field:** Ground ball to the shortstop, who throws to first base.

**Umpire responsibilities:**

**PU:** Moves toward first base to assist U1 if asked on swipe tag or pulled foot by the first baseman.

**U1:** Moves into the best position to rule on plays at first base.

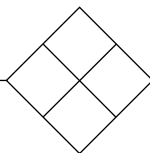
**U2:** Moves toward second base. It is acceptable for U2 to take the play from the outfield side of second base.

**U3:** Observes.

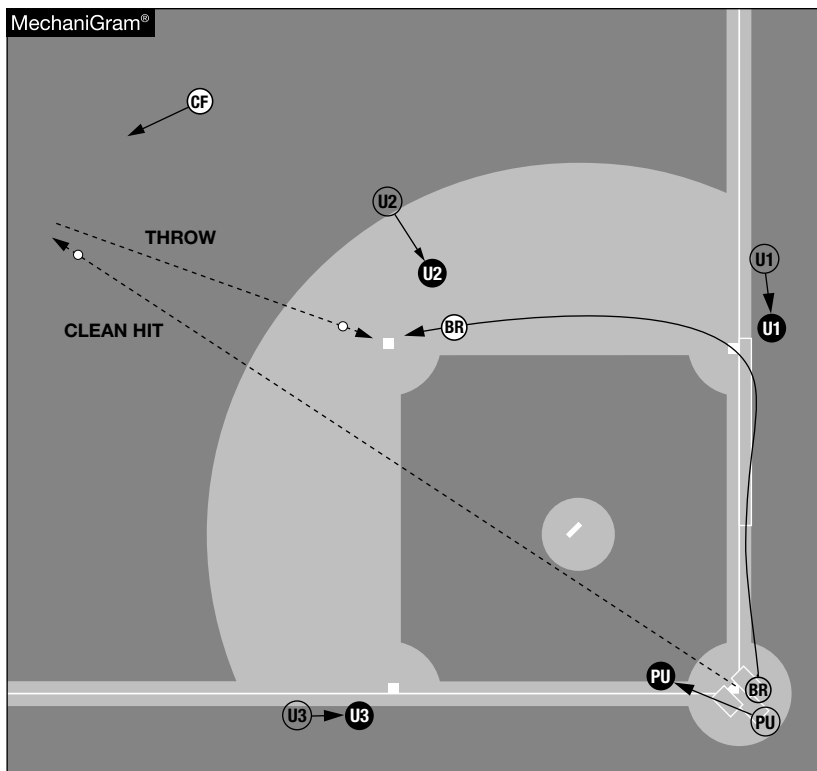




## 9.6.6 NO RUNNERS ON



### Clean Hit to Outfield



**Action on the field:** Clean hit to center field, no catch; the batter-runner advances toward second base, drawing a throw there

#### **Umpire responsibilities:**

**PU:** Observes and has all plays at the plate.

**U1:** Observes the batter-runner touch first base.

**U2:** Moves toward second base and prepares for all plays on the batter-runner at second base. It is acceptable for U2 to take the play from the outfield side of second base.

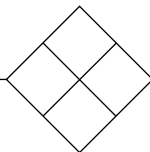
**U3:** Observes and has all plays at third base.



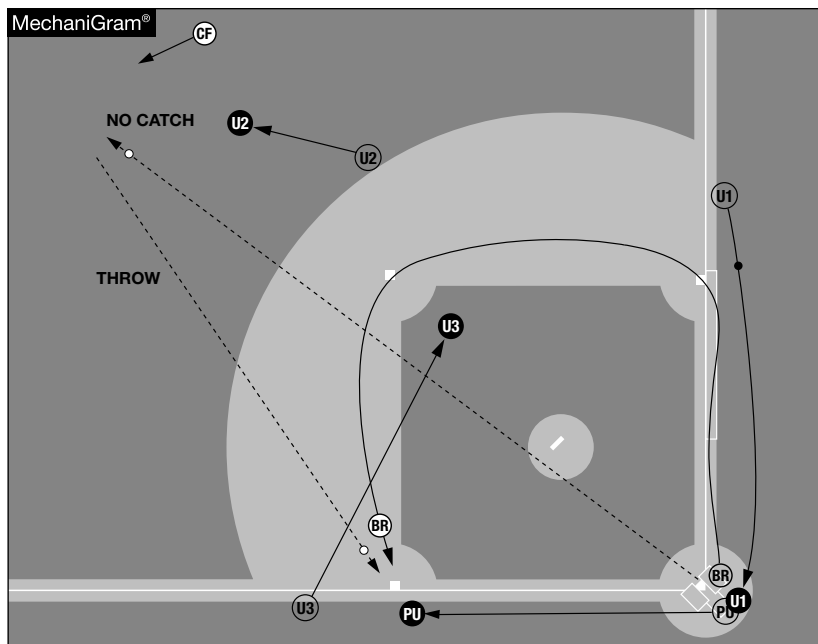




## 9.6.8 NO RUNNERS ON



### Fly Ball to Center Field: No Catch, U2 Goes Out



**Action on the field:** Deep fly ball to center field, no catch; U2 goes out; batter-runner advances toward third base and draws a throw there

#### Umpire responsibilities:

**PU:** Moves toward third base and has any play there on the batter-runner. If a play develops at third base, PU can take the play in either fair or foul territory.

**U1:** Observes the base touch at first base and if the batter-runner commits to third base, U1 moves toward the plate for any play there on the batter-runner.

**U2:** Moves to a position to best view the catch/no catch.

**U3:** Has all plays at second base and observes the base touch there.

**Note:** This coverage also applies to home runs.

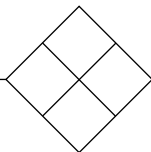
**Note:** On a routine fly ball to the outfield in U2's coverage area, U2 will remain responsible for the catch/no catch decision while he moves toward 2nd base on the outside of the diamond to be in position at 2nd base on a play should the center fielder drop the ball. When U2 is reading the fly ball on this play - U3 should start toward 2nd in case U2 decides to go out. U2 also has the option on this play to give up the fly ball completely and run into the diamond and take any potential play at second base from inside the diamond.



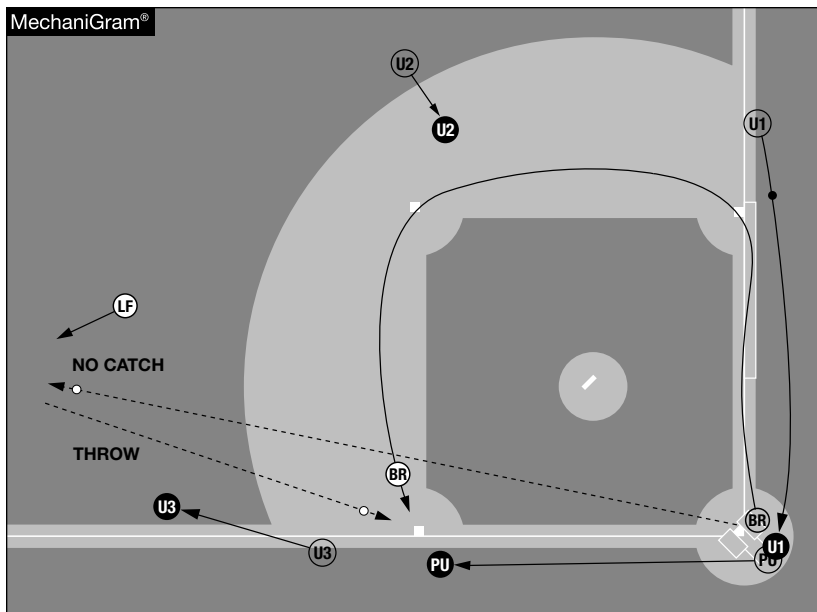




## 9.6.9 NO RUNNERS ON



### Fly Ball to Left Field: No Catch, U3 Goes Out



**Action on the field:** Fly ball to left field, no catch; U3 goes out; batter-runner advances toward third base, drawing a throw there

#### **Umpire responsibilities:**

**PU:** Moves toward third base and has any play or base touch at third base by the batter-runner. If a play develops at third base, PU can take the play in either fair or foul territory.

**U1:** Observes the batter-runner touch first base and, if the batter-runner commits to second base, U1 moves toward the plate for any play there on the batter-runner.

**U2:** Moves into position to cover plays at second base. It is acceptable for U2 to take the play from the outfield side of second base.

**U3:** Moves to a position to best view the catch/no catch.

**Note:** This coverage also applies to home runs.





## SECTION 9.7

### Runner on first

#### Fair/Foul Coverage

The coverage is the same as with no runners on (see 9.5.4), with U2 in the “Deep B” or “Deep C” position.

**PU:** Has responsibility for balls up to first base and third base.

**U1:** Has responsibility for balls that hit first base or go beyond.

**U2:** Has no fair/foul responsibility.

**U3:** Has responsibility for balls that hit third base or go beyond.

#### Plays Within the Infield

The coverage is similar to plays with no runners on (see 9.5.5), with U2 in the “Deep B” or “Deep C” position.

**PU:** Moves toward first base to assist U1 if asked on swipe tag or pulled foot by the first baseman.

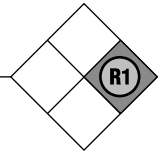
**U1:** Moves into the best position to rule on plays at first base.

**U2:** Has all plays at second base.

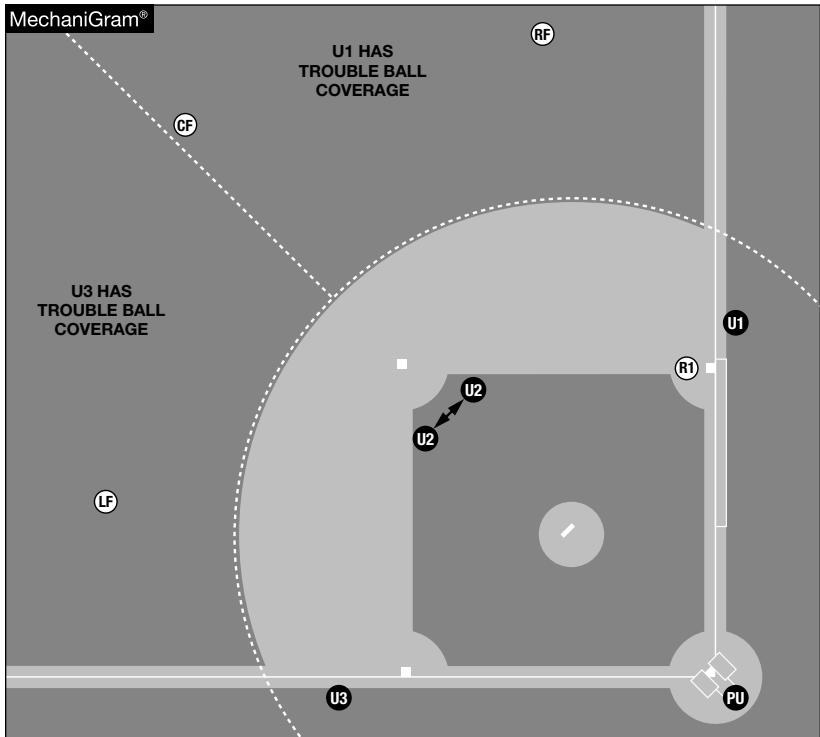
**U3:** Observes and has all plays at third base.



## 9.7.1 RUNNER ON FIRST



### Initial Positions and Outfield Coverage



**Action on the field:** no action

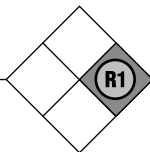
**Umpire responsibilities:** U1 is in the “A” position. U2 is in the “Deep B” or “Deep C” position, based on personal preference. U3 is in the “D” position.

**U1:** Has trouble balls from the center fielder straight in and straight back and when he moves toward right field. U1 also has all trouble balls to the right fielder.

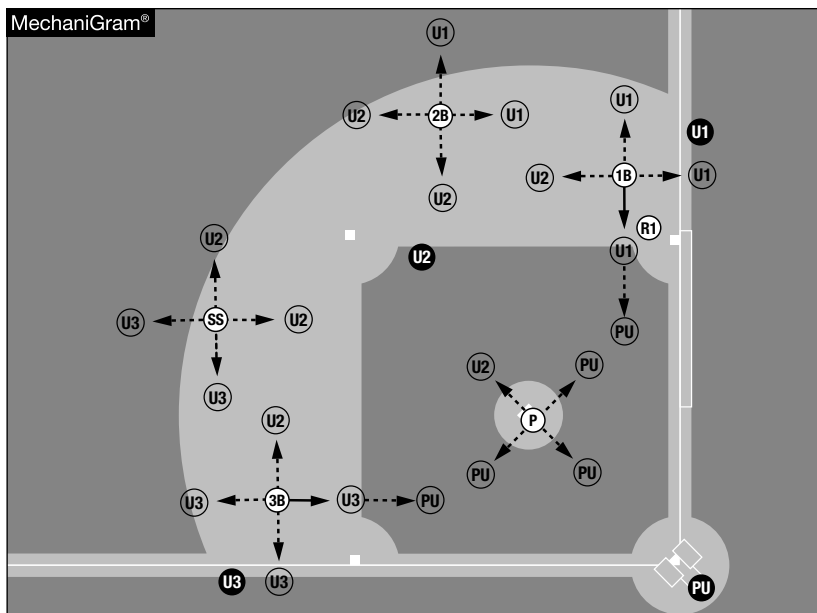
**U2:** Has all routine fly balls from the left fielder going straight forward, straight back and to his left all the way to the right fielder going straight forward, straight back and to his right.

**U3:** Has all trouble balls with the center-fielder going to his right and all trouble balls to the left fielder.





## Infield Catch Coverage



**Action on the field:** No action

### Umpire responsibilities:

PU has catches:

1. By the pitcher moving in, left or right.
2. By the first and third basemen moving significantly toward the plate.

U1 has catches:

1. Immediately in front of the first baseman, out or toward the foul line.
2. By the second baseman moving back or toward first base.

U2 has catches

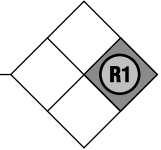
1. By the second baseman moving in or toward second base.
2. By the shortstop moving in or toward second base.
3. By the third baseman moving toward second base.
4. By the first baseman moving toward second base.
5. By the pitcher moving back.

U3 has catches:

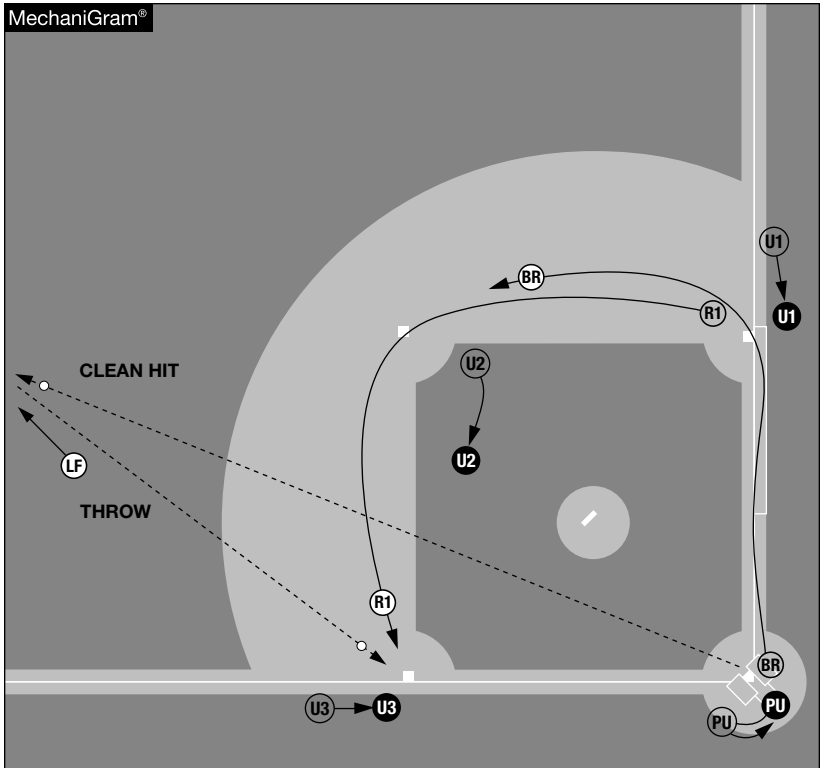
1. Immediately in front of the third baseman, out or toward the foul line.
2. By the shortstop moving back or toward third base.



## 9.7.3 RUNNER ON FIRST



### Clean Hit to Outfield



**Action on the field:** Clean hit to left field; R1 advances toward third base, drawing a throw there; the batter-runner rounds first base

#### **Umpire responsibilities:**

**PU:** Has all plays at the plate.

**U1:** Observes the batter-runner's base touch at first base.

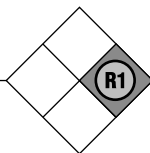
**U2:** Observes R1's and the batter-runner's base touch at second base and has all plays there.

**U3:** Observes and has all plays at third base.

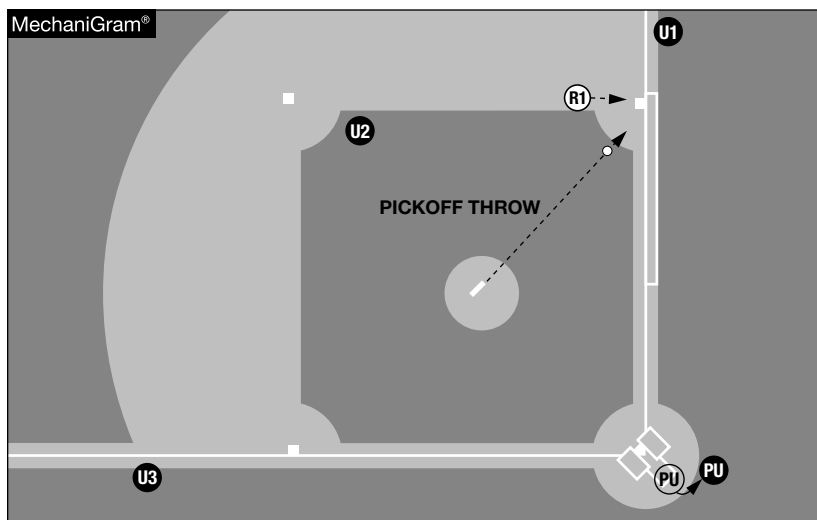




## 9.7.4 RUNNER ON FIRST



### Pickoff at First



**Action on the field:** Before pitching, the pitcher attempts to pick off the runner at first base.

#### Umpire responsibilities:

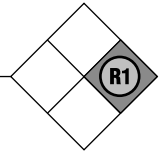
**P:** Watches the pitcher for potential balks, then takes a step out from behind the catcher to observe the action or in case ball is overthrown.

**U1:** Umpires shall start with their inside foot next to the foul line and NOT straddling the line. When the first baseman is holding the runner on first, U1 should be in a hands-on-knees set position immediately when the pitcher comes in contact with the rubber. U1's distance will be no more than 6-10 feet from the bag. U1's line of sight should be to the inside of the runner leading off with a clear view of the pitcher. On a pickoff, U1 should remain set throughout the entire critical action of the play. U1 should never move into foul territory on a pickoff from the pitcher. Umpires are not to start in foul territory for a pickoff (off the line) and then quickly move back to the foul line as the pitch is being delivered. When the first baseman is NOT holding the runner on first, U1 will position himself no more than 6-8 feet behind the fielder. If the fielder is playing deep, U1 should cut this distance in half and be no more than 3-4 feet behind the fielder. The umpire should never put himself in a position where a fielder could step or dive into him on a line drive. For all back picks at first base, an umpire should always anticipate this pick from the catcher and be ready to quickly move as far as the play will allow. Umpires are not to take a back pick by moving from their initial starting position into FAIR territory.

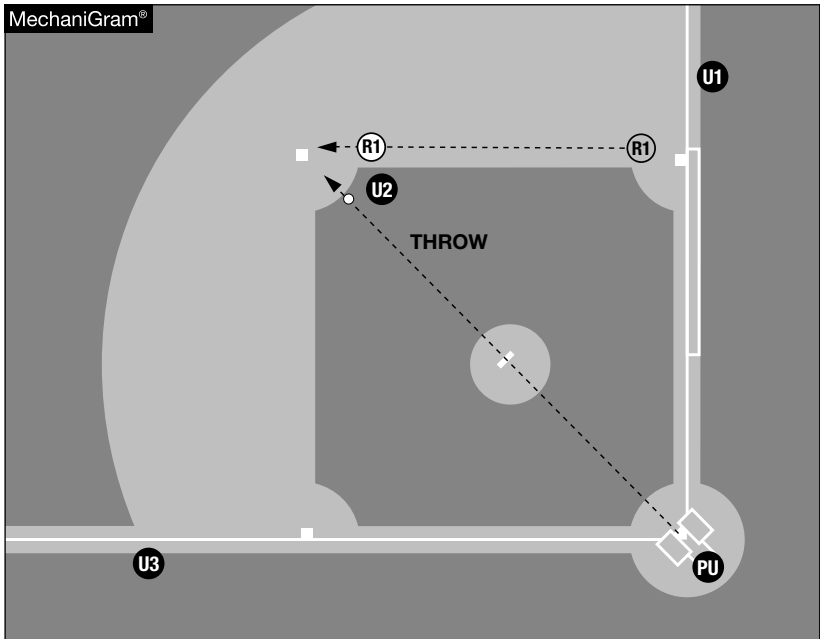
**U2:** Watches the pitcher for potential balks before throwing. Is responsible for all plays at second base, including if R1 ends up in a rundown.

**U3:** Watches the pitcher for potential balks before throwing. Is responsible for all plays at third base, including if R1 ends up in a rundown.





## Steal of Second



**Action on the field:** The batter swings and misses at the pitch as R1 attempts to steal second base.

### Umpire responsibilities:

**P:** Signals the swinging strike without taking his focus off the play at hand. Ensures the batter does not interfere with the catcher's throw. Observes the play.

**U1:** Observes the pitch and the initial throw to second.

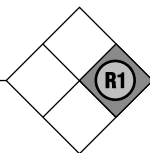
**U2:** Starting with the 2020 season, umpires are not allowed to start in the infield and then run to a position out in the dirt looking straight down the baseline toward second base during a steal play. All steal plays must be taken between the B and C starting positions. Takes a step toward the second-base cutout. Keeps eye on the ball and turns as the ball passes U2. Comes to a hands-on-knee set to see the play at second base. If the play is a swipe-tag out, ensure the fielder retains possession of the ball before making the out call. If the runner is safe, no delay is necessary.

**U3:** Observes the pitch and the initial throw to second.

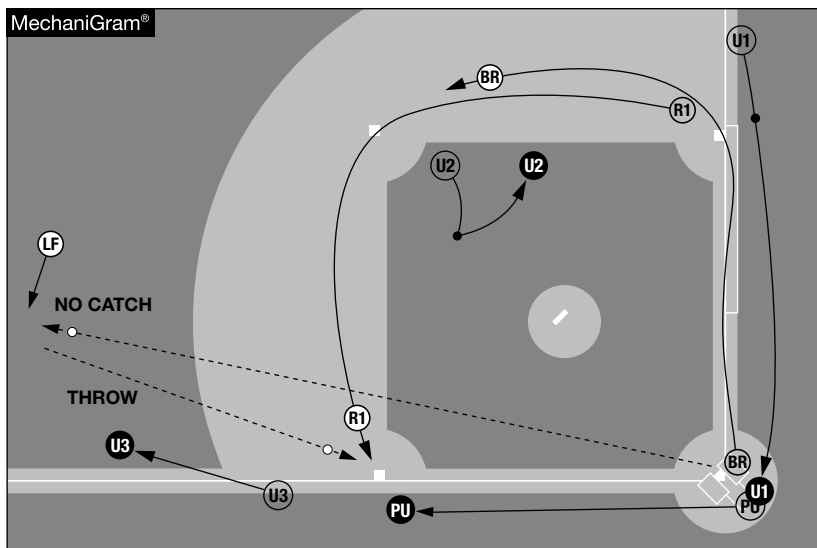




## 9.7.6 RUNNER ON FIRST



### Fly Ball to Left Field: No Catch, U3 Goes Out



**Action on the field:** Fly ball to left field, no catch; U3 goes out; R1 advances toward third base and draws a throw there; the batter-runner advances toward second base

#### Umpire responsibilities:

**PU:** Moves toward third base and, if R1 commits to third, PU rotates into position to rule on all plays there. If a play develops at third base, PU can take the play in either fair or foul territory.

**U1:** Observes all base touches at first base and begins to move toward the plate. If R1 commits to third base, U1 rotates to the plate for all plays there. If applicable, U1 observes R1's tag up.

**U2:** Observes all base touches at second base and has all plays there on R1. If R1 commits to third base, U2 assumes responsibility for the batter-runner and should move to a position to rule on any plays at first or second base.

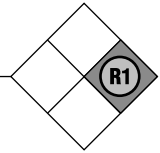
**U3:** Moves to the best position possible to view the catch/no catch.



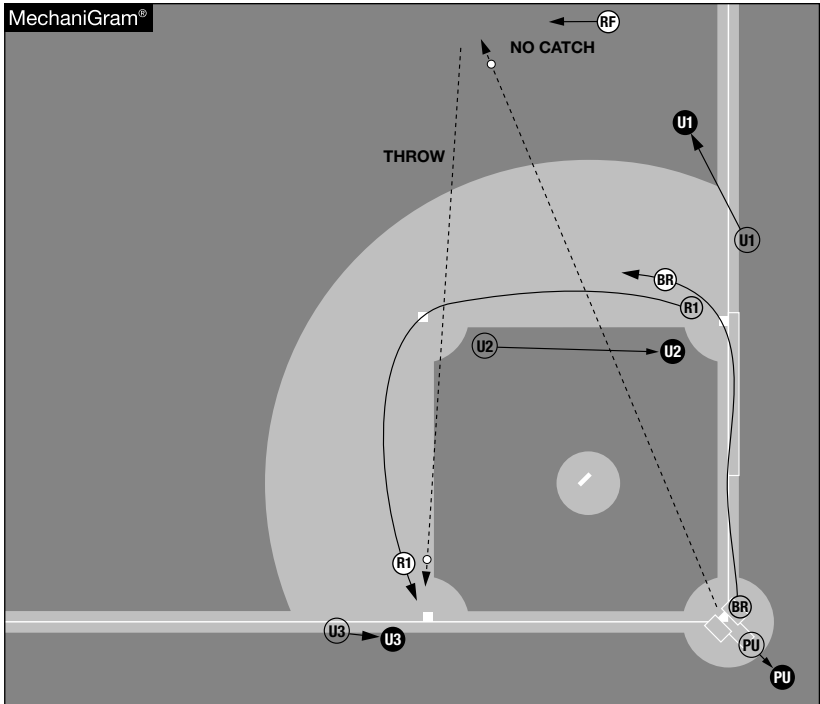




## 9.7.7 RUNNER ON FIRST



### Fly Ball to Right Field: No Catch, U1 Goes Out



**Action on the field:** Fly ball to right field, no catch; U1 goes out; R1 advances toward third base and draws a throw there; the batter-runner rounds first base

**Umpire responsibilities:**

**PU:** Reads the ball and the runners. If R1 commits to third base, PU returns to the plate.

**U1:** Observes the no catch.

**U2:** Observes all base touches at first and second base and has all plays there. U2 has all plays involving the batter-runner and R1 at first or second base.

**U3:** Observes all base touches at third base and rules on all plays there.





## SECTION 9.8

### Runners on first and second

#### Infield Catch Coverage

The coverage is the same as with a runner on first base (see 9.6.2), with U2 in the “Deep B” or “Deep C” position.

PU has catches:

1. By the pitcher moving in, left or right.
2. By the first and third basemen moving toward the plate.

U1 has catches:

1. By the first baseman moving back or toward the foul line.
2. By the second baseman moving back or toward first base.

U2 has catches:

1. By the second baseman moving in or toward second base.
2. By the shortstop moving in or toward second base.
3. By the third baseman moving toward second base.

U3 has catches:

1. By the third baseman moving back or toward the foul line.
2. By the shortstop moving back or toward third base.

#### Fair/Foul Coverage

The coverage is the same as with no runners on (see 9.5.4), with U2 in the “Deep B” or “Deep C” position.

**PU:** Responsibility for balls up to first base and third base.

**U1:** Responsibility for balls that hit first base or go beyond.

**U2:** Has no fair/foul responsibility.

**U3:** Responsibility for balls that hit third base or go beyond.

#### Plays Within the Infield

The coverage is similar to plays with no runner on (see 9.5.5).

**PU:** Moves toward first base to assist U1 if asked on swipe tag or pulled foot by the first baseman.

**U1:** Moves into the best position to rule on plays at first base.

**U2:** Has all plays at second base.

**U3:** Observes and has all plays at third base.



### **Clean Hit to Outfield**

The coverage is the same as with a runner on first only (see 9.6.3), with U2 in the "Deep B" or "Deep C" position.

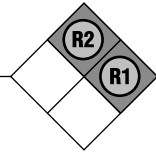
**PU:** Observes all touches at the plate and has all plays there.

**U1:** Observes the batter-runner's base touch at first base.

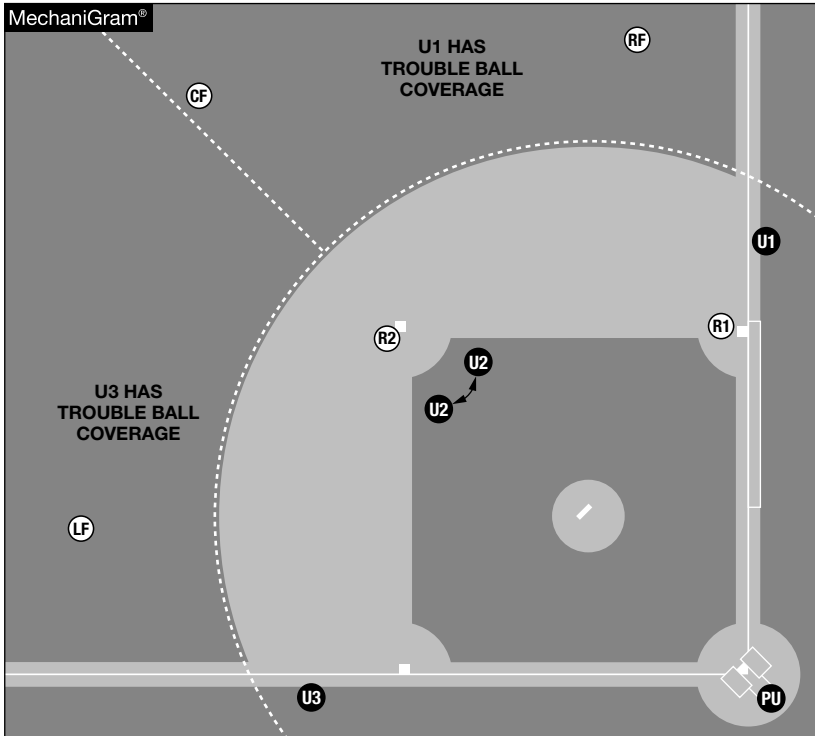
**U2:** Observes all base touches at second base and has all plays there.

**U3:** Observes all base touches at third and has all plays there.





## Initial Positions and Outfield Coverage



**Action on the field:** No action

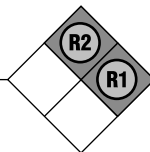
**Umpire responsibilities:** U1 is in the “A” position. U2 is in the “Deep B” or “Deep C” position, based on personal preference. U3 is in the “D” position.

**U1:** Has trouble balls from the center fielder straight in and straight back and when he moves toward right field. U1 also has all trouble balls to the right fielder.

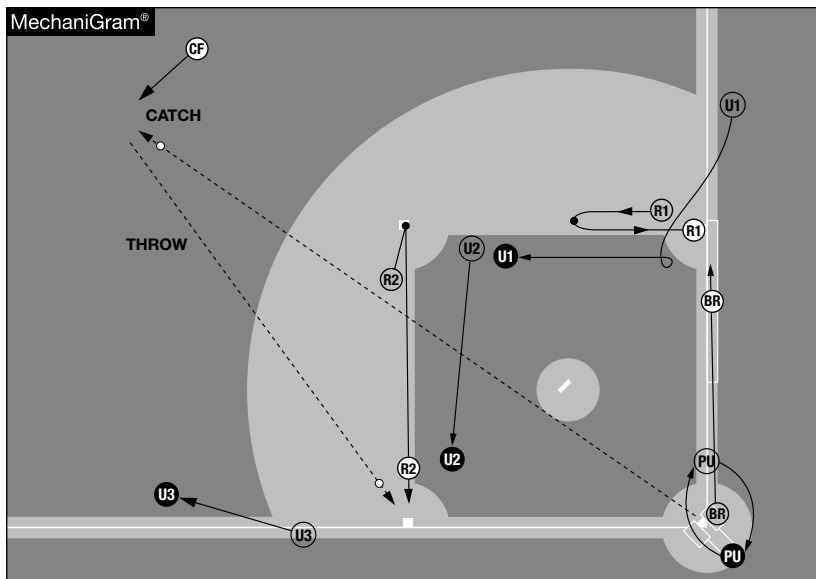
**U2:** Has all routine fly balls from the left fielder going straight forward, straight back and to his left all the way to the right fielder going straight forward, straight back and to his right.

**U3:** Has all trouble balls with the center fielder going to his right and all trouble balls to the left fielder.





## Fly Ball to Center Field: Catch, U3 Goes Out



**Action on the field:** Deep fly ball caught by the center fielder; U3 goes out; R2 tags up and advances toward third base, drawing a throw there; R1 returns to first base

### Umpire responsibilities:

**PU:** Is responsible for the tag-up at first base and any play that develops at home plate. PU should initially move in the direction of first base no more than a few steps off the dirt circle. Once you judge the tag-up at first base, return to the home plate area for any play that may develop there.

**U1:** Should be moving quickly towards second base (inside or to the outside of the diamond) while observing R2's tag-up at second base. U1 will take any play that may develop at either first or second base.

**U2:** Will work towards the area of third base (inside or outside of the diamond) and will be responsible for any play that develops at third base.

**U3:** Moves to the best position possible to view the catch/no catch in the outfield.

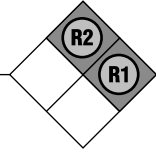
### Point of Emphasis

This mechanic is only to be used when a fly ball is hit in U3's area. This will allow U2 to immediately release towards third base and get in the best possible position (inside or outside of the diamond) for any play that may develop there. U1 will have any play that develops at second base.

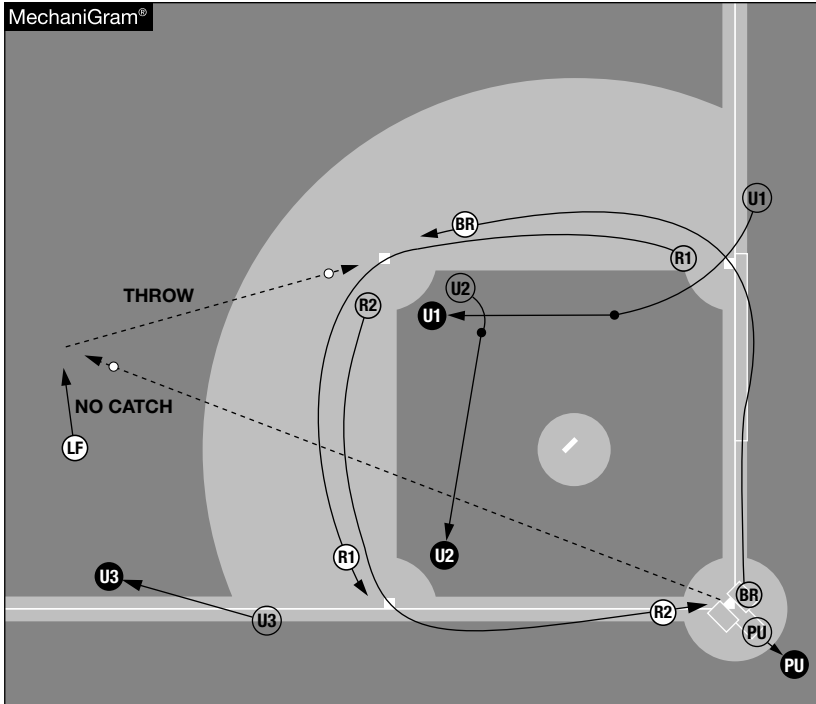




### 9.8.3 RUNNERS ON FIRST AND SECOND



## Fly Ball to Left Field: No Catch, U3 Goes Out



**Action on the field:** Fly ball to left field, no catch; U3 goes out; R2 advances toward the plate; R1 advances toward third base; the batter-runner advances toward second base, drawing a throw there

#### Umpire responsibilities:

**PU:** Has R2's base touch of third base, then retreats to the plate and moves into position for all plays there.

**U1:** Enters the infield and has all plays on the batter-runner at first and second base.

**U2:** Observes R1's base touch at second base and has all plays there on R1 and all plays at third base.

**U3:** Moves to the best position possible to view the catch/no catch.





## SECTION 9.9

### Bases loaded

#### Initial Positions and Outfield Coverage

U1 is in the “A” position. U2 is in the “Deep B” or “Deep C” position, based on personal preference. U3 is in the “D” position.

**U1:** Has trouble balls from the center fielder straight in and straight back and when he moves toward right field. U1 also has all trouble balls to the right fielder.

**U2:** Has all routine fly balls from the left fielder going straight forward, straight back and to his left all the way to the right fielder going straight forward, straight back and to his right.

**U3:** Has all trouble balls with the center fielder going to his right and all trouble balls to the left fielder.

#### Infield Catch Coverage

The coverage is the same as with a runner on first base (see 9.6.2).

PU has catches:

1. By the pitcher moving in, left or right.
2. By the first and third basemen moving toward the plate.

U1 has catches:

1. By the first baseman moving back or toward the foul line.
2. By the second baseman moving back or toward first base.

U2 has catches:

1. By the second baseman moving in or toward second base.
2. By the shortstop moving in or toward second base.
3. By the third baseman moving toward second base.
4. By the first baseman moving toward second base.
5. By the pitcher moving back.

U3 has catches:

1. By the third baseman moving back or toward the foul line.
2. By the shortstop moving back or toward third base.

#### Fair/Foul Coverage

The coverage is the same as with no runners on (see 9.5.4).

**PU:** Responsible for balls up to first base and third base.



**U1:** Responsible for balls that hit first base or go beyond.

**U2:** Has no fair/foul responsibility.

**U3:** Responsible for balls that hit third base or go beyond.

### **Plays Within the Infield**

The coverage is similar to plays with no runners on (see 9.5.5).

**PU:** Has all plays at the plate and, if possible, moves toward first base to assist U1 if asked on swipe tag or pulled foot by the first baseman if there is no play on R3 at home.

**U1:** Moves into the best position to rule on plays at first base.

**U2:** Has all plays at second base.

**U3:** Observes and has all plays at third base.

### **Clean Hit to Outfield**

The coverage is the same as with a runner on first base (see 9.6.3).

**PU:** Observes all touches at the plate and has all plays there.

**U1:** Observes the batter-runner's base touch at first base and has all plays there.

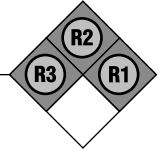
**U2:** Observes all base touches at second base and has all plays there.

**U3:** Observes all base touches at third and has all plays there.

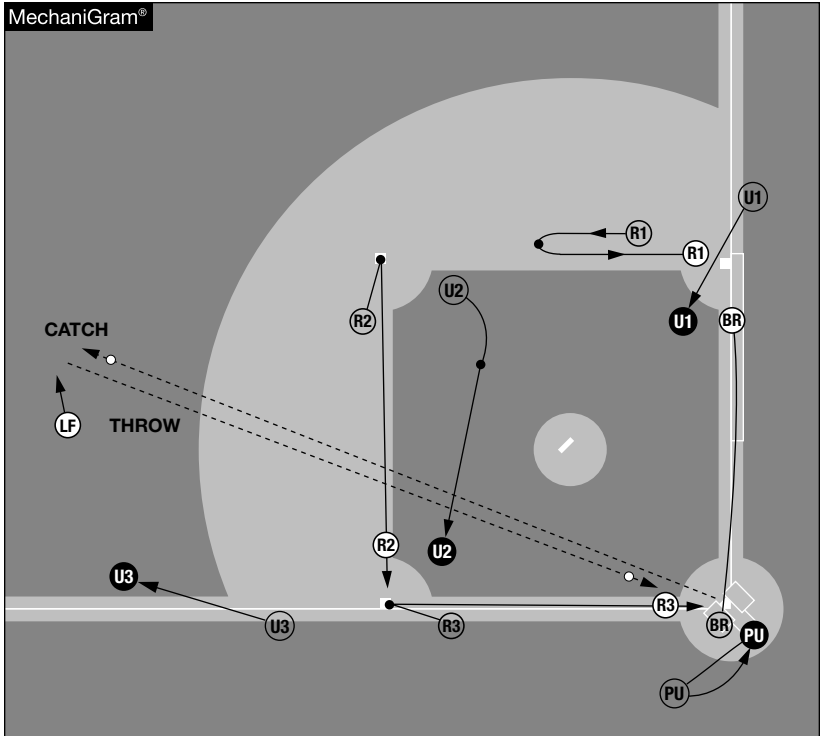




## 9.9.1 BASES LOADED



### Fly Ball to Left Field: Catch, U3 Goes Out



**Action on the field:** Fly ball caught by the left fielder; U3 goes out; R3 tags up and advances toward the plate, drawing a throw there; R2 tags up and advances toward third base; R1 remains near first base.

#### Umpire responsibilities:

**PU:** Moves to a position to observe R3's tag up. PU retreats to the plate immediately for any play there.

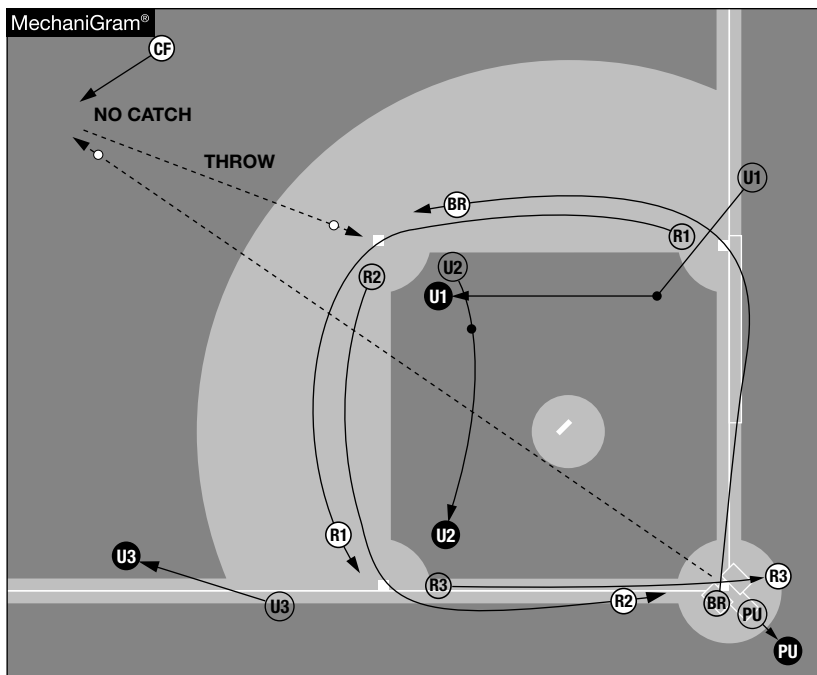
**U1:** Observes R1's tag up and has all plays involving R1 at first base.

**U2:** Retreats and observes R2's tag up. U2 has all plays at third base and plays on R1 at second base.

**U3:** Moves to the best position possible to view the catch/no catch.



## Fly Ball to Center Field: No Catch, U3 Goes Out



**Action on the field:** Fly ball to center field, no catch; U3 goes out; R3 advances toward the plate; R2 advances toward the plate; R1 advances toward third base; the batter-runner advances toward second base, drawing a throw there

### Umpire responsibilities:

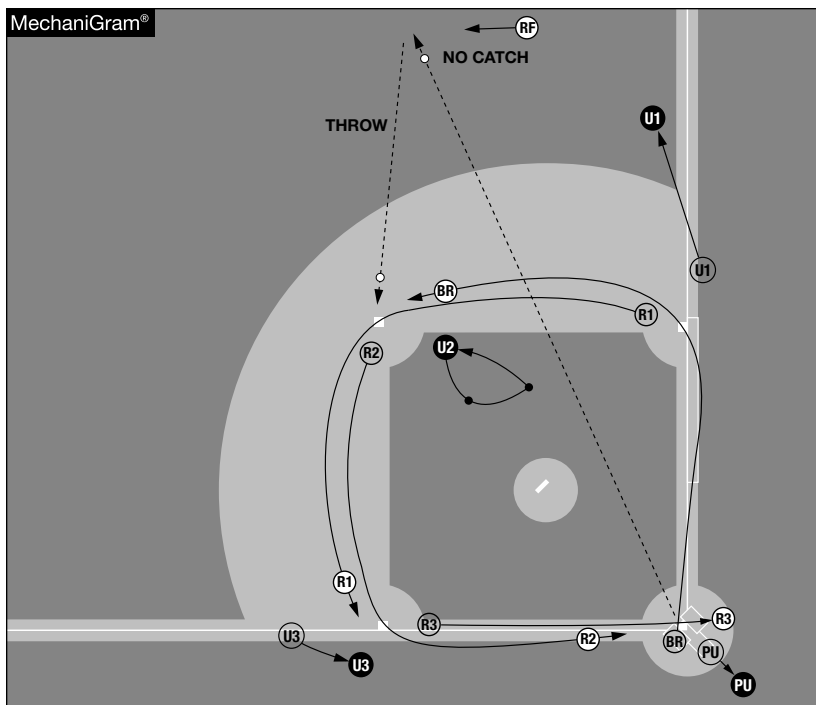
**PU:** Has R2's base touch of third and all touches and plays at the plate.

**U1:** Enters the infield, observes the base touch of the batter-runner at first base and has all plays on the batter-runner at first or second base. U1 is also responsible for any secondary play at second base.

**U2:** Observes base touches at second base and has any play there on R1. U2 also has all plays at third base.

**U3:** Moves to the best position possible to view the catch/no catch.

## Fly Ball to Right Field: No Catch, U1 Goes Out



**Action on the field:** Fly ball to right-center field, no catch; U1 goes out; R3 advances toward the plate; R2 advances toward the plate; R1 advances toward third base; the batter-runner advances toward second base, drawing a throw there

### Umpire responsibilities:

**PU:** Has all plays at the plate.

**U1:** Moves to the best position possible to view the catch/no catch.

**U2:** Has all plays at first and second base, including R1's tag up at first base and R2's tag up at second base if the ball is caught.

**U3:** Has all plays at third base, including R3's tag up at third base if the ball is caught.



## SECTION 9.10

### Runners on first and third

#### Infield Catch Coverage

The coverage is the same as with a runner on first base only (see 9.6.2), with U2 in the “Deep B” or “Deep C” position.

PU has catches:

1. By the pitcher moving in, left or right.
2. By the first and third basemen moving toward the plate.

U1 has catches:

1. By the first baseman moving back or toward the foul line.
2. By the second baseman moving back or toward first base.

U2 has catches

1. By the second baseman moving in or toward second base.
2. By the shortstop moving in or toward second base.
3. By the third baseman moving toward second base.
4. By the first baseman moving toward second base.
5. By the pitcher moving back.

U3 has catches:

1. By the third baseman moving back or toward the foul line.
2. By the shortstop moving back or toward third base.

#### Fair/Foul Coverage

The coverage is the same as with no runners on (see 9.5.4), with U2 in the “Deep B” or “Deep C” position.

**PU:** Has responsibility for balls up to first base and third base.

**U1:** Has responsibility for balls that hit first base or go beyond.

**U2:** Has no fair/foul responsibility.

**U3:** Has responsibility for balls that hit third base or go beyond.

#### Plays Within the Infield

The coverage is similar to plays with no runners on (see 9.5.5), with U2 in the “Deep B” or “Deep C” position.

**PU:** Moves toward first base to assist U1 if asked on swipe tag or pulled foot by the first baseman if there is no play on R3 at home.

**U1:** Moves into the best position to rule on plays at first base.



**U2:** Has all plays at second base.

**U3:** Observes and has all plays at third base.

### **Clean Hit to Outfield**

The coverage is the same as with a runner on first base (see 9.6.3), with U2 in the "Deep B" or "Deep C" position.

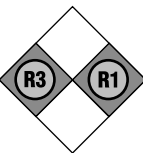
**PU:** Observes all touches at the plate and has all plays there.

**U1:** Observes the batter-runner's base touch at first base.

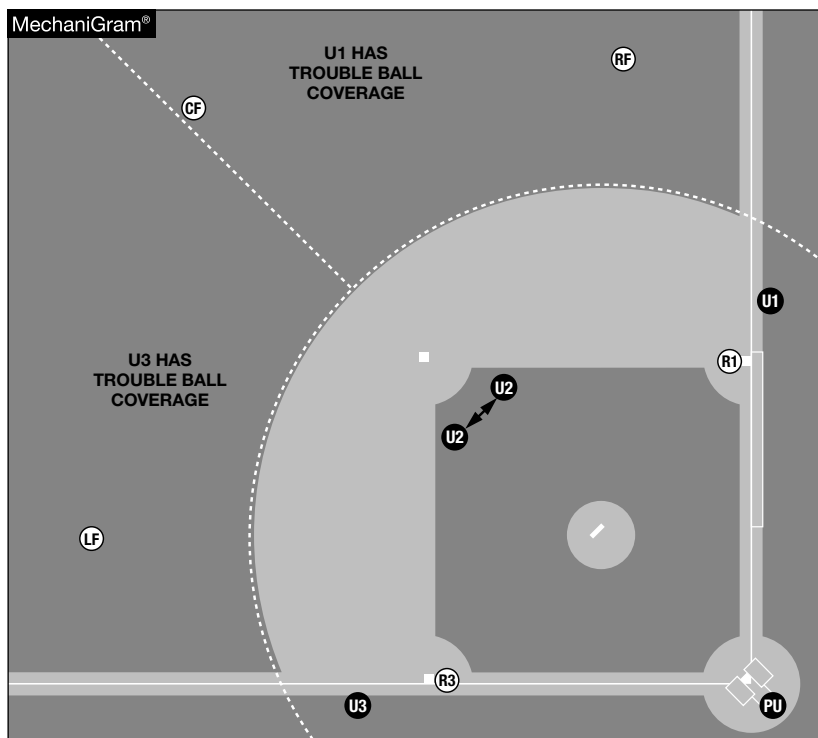
**U2:** Observes all base touches at second base and has all plays there.

**U3:** Observes all base touches at third and has all plays there.





## Initial Positions and Outfield Coverage



**Action on the field:** No action

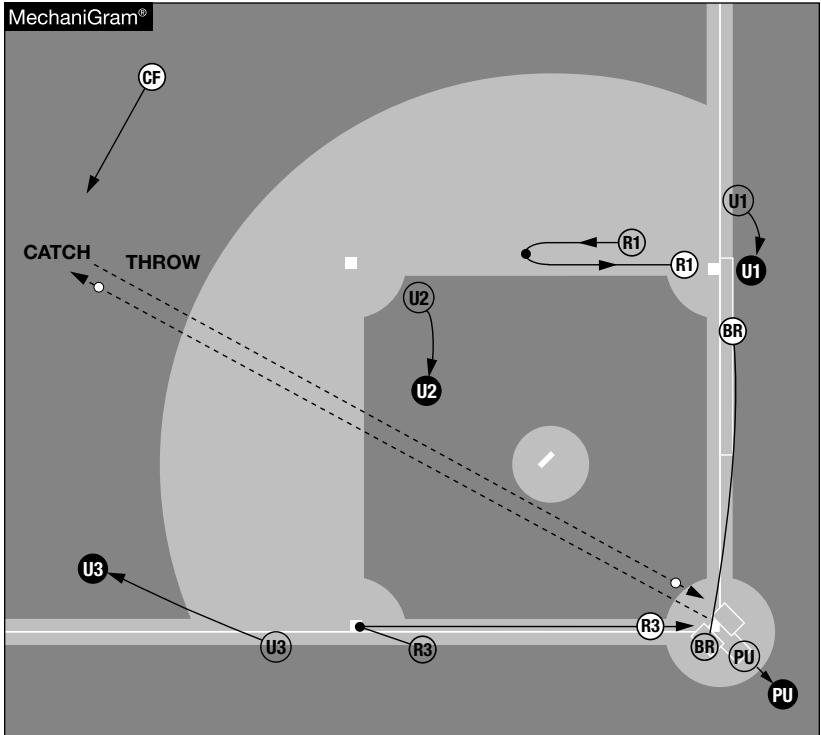
**Umpire responsibilities:** U1 is in the “A” position. U2 is in the “Deep B” or “Deep C” position, based on personal preference. U3 is in the “D” position.

**U1:** Has trouble balls from the center fielder straight in and straight back and when he moves toward right field. U1 also has all trouble balls to the right fielder.

**U2:** Has all routine fly balls from the left fielder going straight forward, straight back and to his left all the way to the right fielder going straight forward, straight back and to his right.

**U3:** Has all trouble balls with the center fielder going to his right and all trouble balls to the left fielder.

**Fly Ball to Left-Center Field:  
Catch, U3 Goes Out**



**Action on the field:** Fly ball caught by the center fielder; U3 goes out; R3 tags up and advances toward the plate, drawing a throw there; R1 returns to first base

**Umpire responsibilities:**

**PU:** Moves to a position to observe R3's tag up. PU retreats to the plate immediately for all plays there.

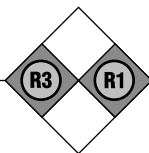
**U1:** Observes R1's tag up if applicable.

**U2:** Retreats and observes and has all plays at second and third base.

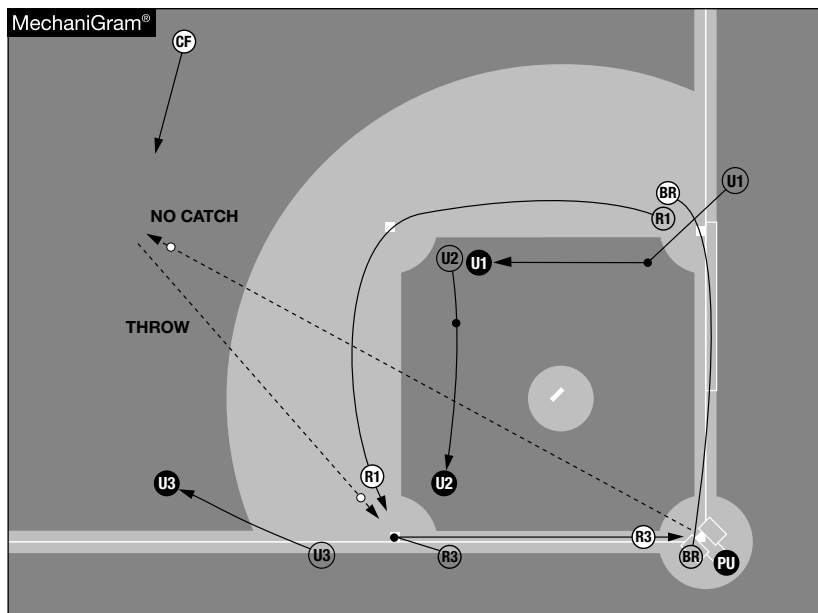
**U3:** Moves to the best position possible to view the catch/no catch.



## 9.10.3 RUNNERS ON FIRST AND THIRD



### Fly Ball to Left-Center Field: No Catch, U3 Goes Out



**Action on the field:** Fly ball to left-center field, no catch; U3 goes out; R3, after going back to tag up, advances toward the plate; R1 advances toward third base and draws a throw there; the batter-runner rounds first base

#### Umpire responsibilities:

**PU:** Stays home, observes the plate touch of all runners. PU moves to a position to rule on all plays at the plate.

**U1:** Moves into the infield and observes the batter-runner's base touch at first and has all plays on the batter-runner at first and second base.

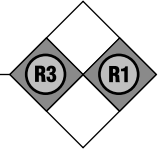
**U2:** Observes the base touches of R1 at second and third base and has all plays on R1 at second and third, plus the batter-runner at third base.

**U3:** Moves to the best position to view the catch/no catch.

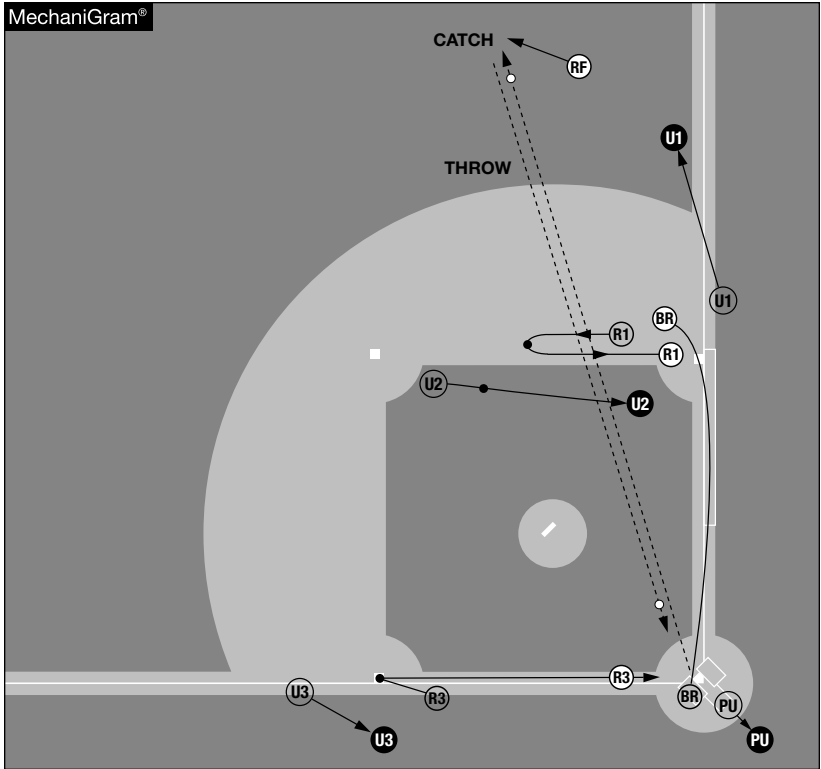
**Note:** This coverage also applies to home runs.







## Fly Ball to Right Field: Catch, U1 Goes Out



**Action on the field:** Fly ball caught by the right fielder; U1 goes out; R3 tags up and advances toward the plate, drawing a throw there; R1 remains near first base

**Umpire responsibilities:**

**PU:** Has all plays at the plate.

**U1:** Moves to the best position possible to view the catch/no catch.

**U2:** Retreats and observes R1's tag up. U2 has all plays at first and second base.

**U3:** Moves to a position to observe R3's tag up and has all plays at third base.



## SECTION 9.11

### Runner on second

#### Initial Positions and Outfield Coverage

The coverage is the same as with a runners on first base (see 9.6.1).

U1 is in the “A” position. U2 is in the “Deep B” or “Deep C” position, based on personal preference. U3 is in the “D” position.

**U1:** Has trouble balls from the center fielder straight in and straight back and when he moves toward right field. U1 also has all trouble balls to the right fielder.

**U2:** Has all routine fly balls from the left fielder going straight forward, straight back and to his left all the way to the right fielder going straight forward, straight back and to his right.

**U3:** Has all trouble balls with the center fielder going to his right and all trouble balls to the left fielder.

#### Infield Catch Coverage

The coverage is the same as with a runner on first base (see 9.6.2).

PU has catches:

1. By the pitcher moving in, left or right.
2. By the first and third basemen moving toward the plate.

U1 has catches:

1. By the first baseman moving back or toward the foul line.
2. By the second baseman moving back or toward first base.

U2 has catches

1. By the second baseman moving in or toward second base.
2. By the shortstop moving in or toward second base.
3. By the third baseman moving toward second base.
4. By the first baseman moving toward second base.
5. By the pitcher moving back.

U3 has catches:

1. By the third baseman moving back or toward the foul line.
2. By the shortstop moving back or toward third base.



### **Fair/Foul Coverage**

The coverage is the same as with no runners on (see 9.5.4).

**PU:** Has responsibility for balls up to first base and third base.

**U1:** Has responsibility for balls that hit first base or go beyond.

**U2:** Has no fair/foul responsibility.

**U3:** Has responsibility for balls that hit third base or go beyond.

### **Plays Within the Infield**

The coverage is similar to plays with no runner on (see 9.5.5).

**PU:** Moves toward first base to assist U1 if asked on swipe tag or pulled foot by the first baseman.

**U1:** Moves into the best position to rule on plays at first base.

**U2:** Has all plays at second base.

**U3:** Observes and has all plays at third base.

### **Clean Hit to Outfield**

The coverage is the same as with a runner on first base (see 9.6.3).

**PU:** Observes all touches at the plate and has all plays there.

**U1:** Observes the batter-runner's base touch at first base.

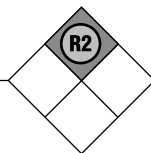
**U2:** Observes all base touches at second base and has all plays there.

**U3:** Observes all base touches at third and has all plays there.

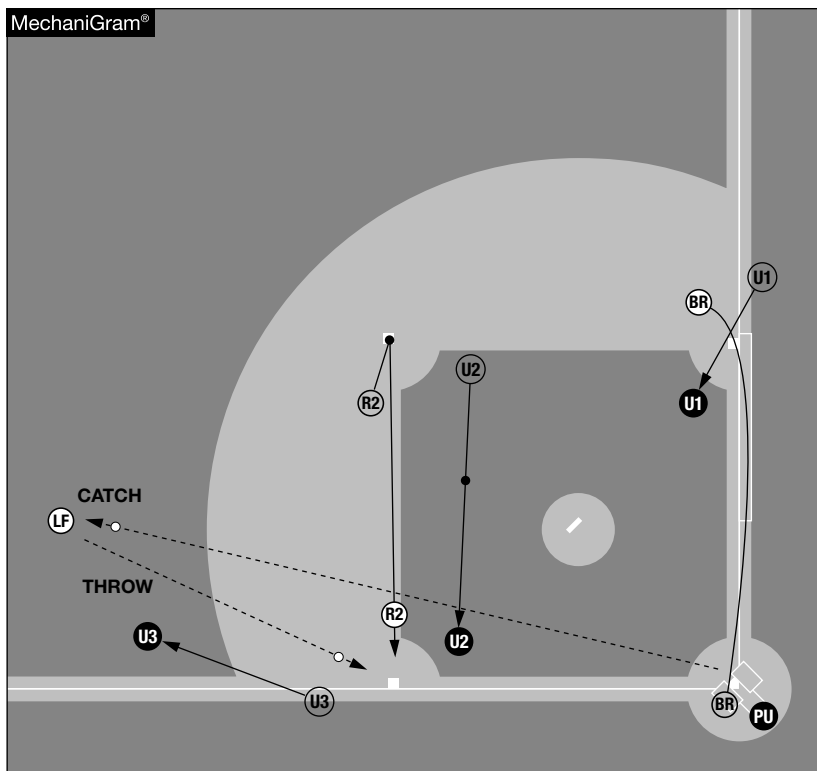




## 9.11.1 RUNNER ON SECOND



### Fly Ball to Left Field: Catch, U3 Goes Out



**Action on the field:** Fly ball caught by the left fielder; U3 goes out; R2 tags up and advances toward third base, drawing a throw there

#### **Umpire responsibilities:**

**PU:** Remains near the plate for all plays there.

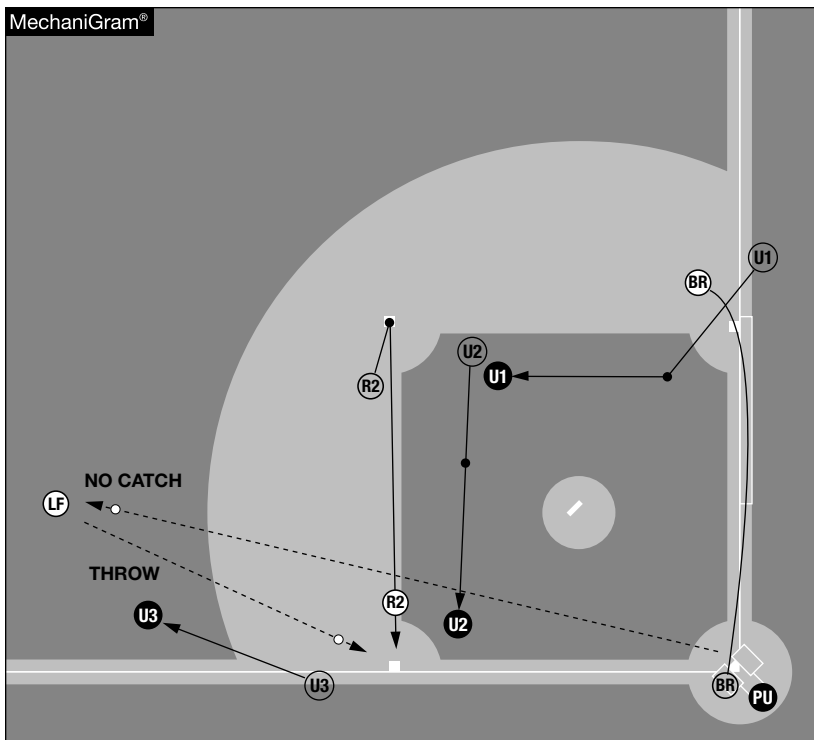
**U1:** Observes the batter-runner at first base.

**U2:** Retreats and observes R2's tag up and has all plays at second and third base.

**U3:** Moves to the best position possible to view the catch.



### Fly Ball to Left Field: No Catch, U3 Goes Out



**Action on the field:** Fly ball to left field, no catch; U3 goes out; R2, anticipating possible catch, tags up and advances toward third base, drawing a throw there, BR advances toward second

**Umpire responsibilities:**

**PU:** Remains near the plate for all plays there.

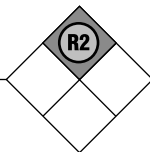
**U1:** Moves into the infield to prepare for possible plays on the batter-runner at first or second base.

**U2:** Retreats and observes R2's tag up and goes to third base when R2 advances.

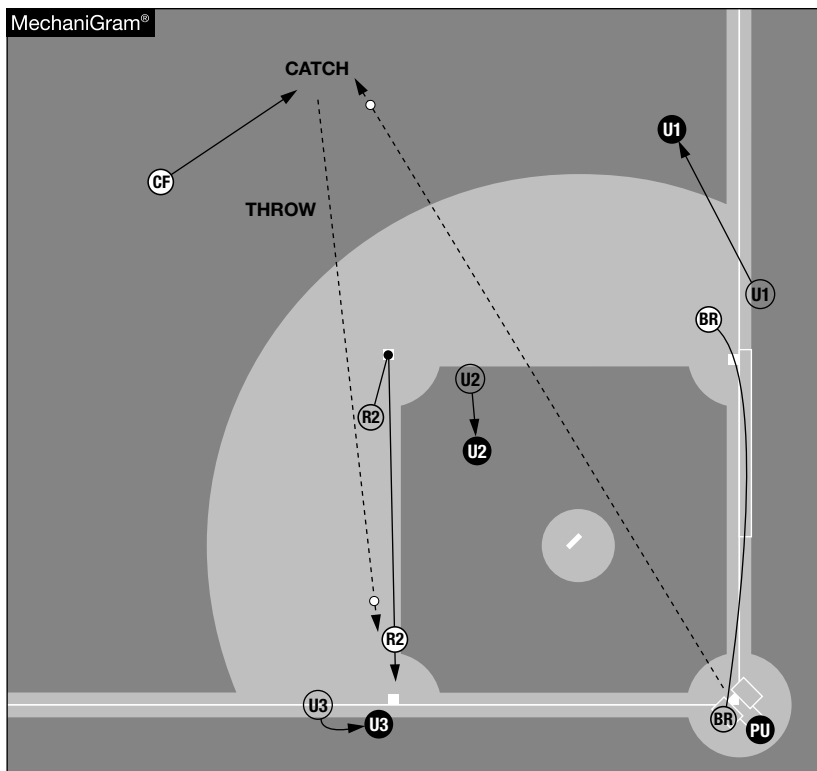
**U3:** Moves to the best position possible to view the catch/no-catch.



## 9.11.3 RUNNER ON SECOND



### Fly Ball to Right-Center Field: Catch, U1 Goes Out



**Action on the field:** Fly ball caught by the center fielder in right-center field; U1 goes out; R2 tags up and advances toward third base, drawing a throw there

#### **Umpire responsibilities:**

**PU:** Remains near the plate and has any play there.

**U1:** Moves to the best position possible to view the catch/no catch.

**U2:** Observes R2's tag up and has all plays at first and second base.

**U3:** Has all plays at third base.





## SECTION 9.12

### Runners on second and third

#### Initial Positions and Outfield Coverage

The coverage is the same as with a runner on first base (see 9.6.1). U1 is in the “A” position. U2 is in the “Deep B” or “Deep C” position, based on personal preference. U3 is in the “D” position.

**U1:** Has trouble balls from the center fielder straight in and straight back and when he moves toward right field. U1 also has all trouble balls to the right fielder.

**U2:** Has all routine fly balls from the left fielder going straight forward, straight back and to his left all the way to the right fielder going straight forward, straight back and to his right.

**U3:** Has all trouble balls with the center fielder going to his right and all trouble balls to the left fielder.

#### Infield Catch Coverage

The coverage is the same as with a runner on first base (see 9.6.2).

PU has catches:

1. By the pitcher moving in, left or right.
2. By the first and third basemen moving toward the plate.

U1 has catches:

1. By the first baseman moving back or toward the foul line.
2. By the second baseman moving back or toward first base.

U2 has catches:

1. By the second baseman moving in or toward second base.
2. By the shortstop moving in or toward second base.
3. By the third baseman moving toward second base.
4. By the first baseman moving toward second base.
5. By the pitcher moving back.

U3 has catches:

1. By the third baseman moving back or toward the foul line.
2. By the shortstop moving back or toward third base.

### **Fair/Foul Coverage**

The coverage is the same as with no runners on (see 9.5.4).

**PU:** Responsible for balls up to first base and third base.

**U1:** Responsible for balls that hit first base or go beyond.

**U2:** Has no fair/foul responsibility.

**U3:** Responsible for balls that hit third base or go beyond.

### **Plays Within the Infield**

The coverage is similar to plays with no runner on (see 9.5.5).

**PU:** Moves toward first base to assist U1 if asked on swipe tag or pulled foot by the first baseman if there is no play on R3 at home.

**U1:** Moves into the best position to rule on plays at first base.

**U2:** Has all plays at second base.

**U3:** Observes and has all plays at third base.

### **Clean Hit to Outfield**

The coverage is the same as with a runner on first base (see 9.6.3).

**PU:** Observes all touches at the plate and has all plays there.

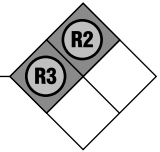
**U1:** Observes the batter-runner's base touch at first base.

**U2:** Observes all base touches at second base and has all plays there.

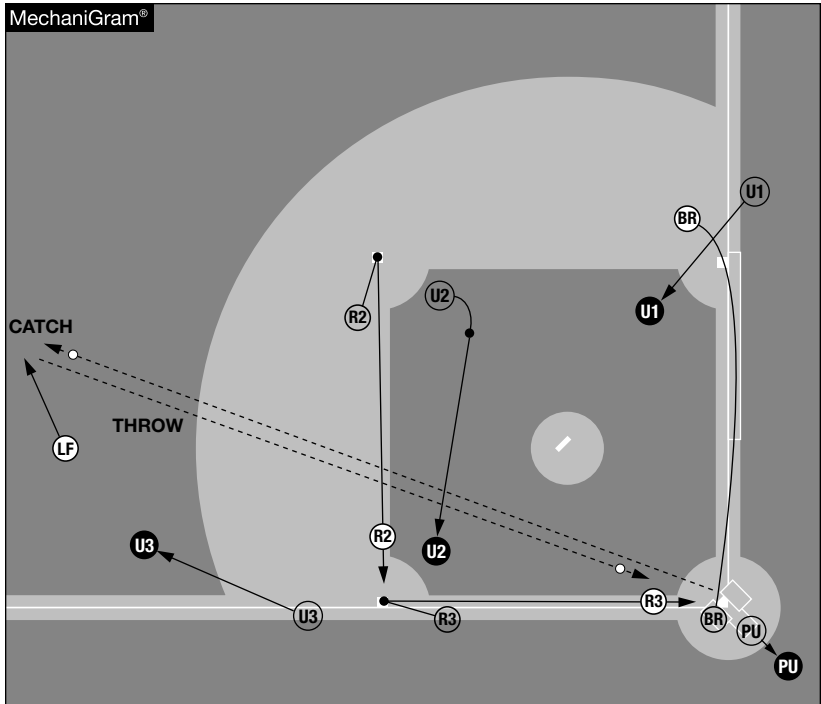
**U3:** Observes all base touches at third and has all plays there.







## Fly Ball to Left Field: Catch, U3 Goes Out



**Action on the field:** Fly ball caught by the left fielder; U3 goes out; R3 tags up and advances toward the plate, drawing a throw there; R2 tags up and advances toward third base

### Umpire responsibilities:

**PU:** Moves to a position to observe R3's tag up. PU immediately returns to the plate for all plays there.

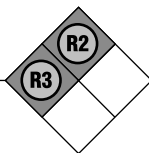
**U1:** Enters the infield immediately and has all plays at first and second base on the batter-runner.

**U2:** Retreats and observes R2's tag up if applicable. U2 has all plays at second and third base on R2.

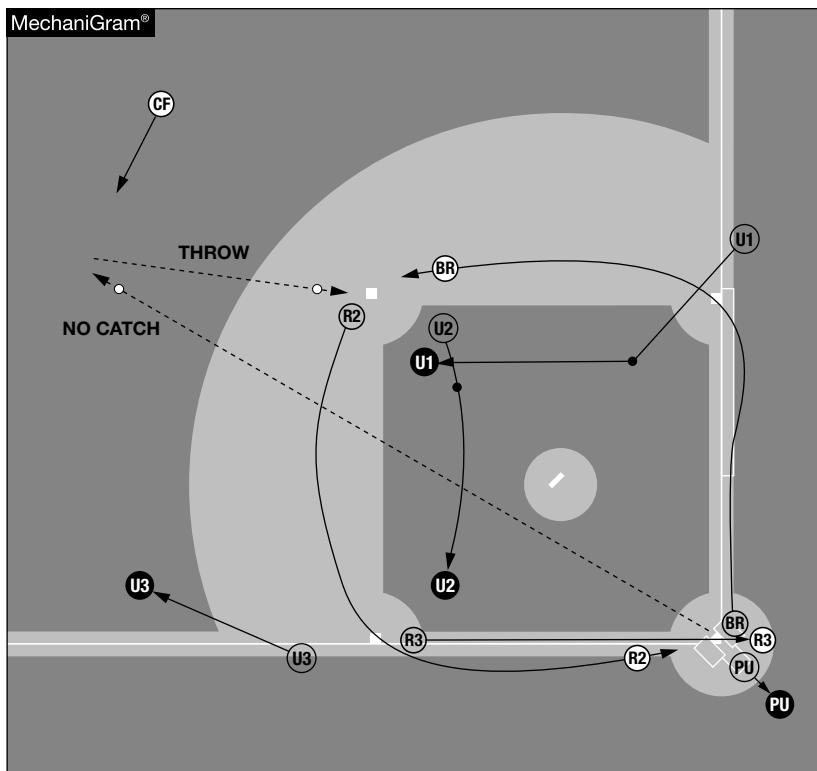
**U3:** Moves to the best position possible to view the catch/no catch.



## 9.12.2 RUNNERS ON SECOND AND THIRD



### Fly Ball to Left Field: No Catch, U3 Goes Out



**Action on the field:** Fly ball to left-center field, no catch; U3 goes out; R3 advances toward the plate; R2 advances toward the plate; the batter-runner advances toward second base, drawing a throw there

#### Umpire responsibilities:

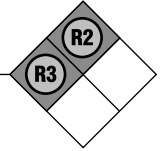
**PU:** Observes R3's tag up and returns to the plate for all plays there.

**U1:** Has all touches and plays on the batter-runner at first and second base.

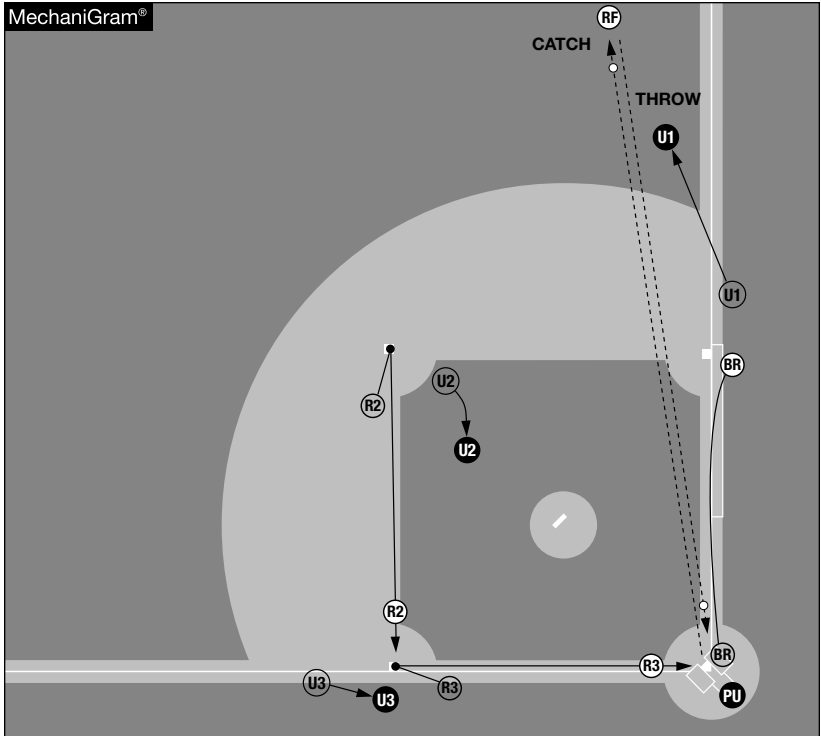
**U2:** Has all plays on R2 and R3 at second and third base.

**U3:** Moves to the best possible position to view the catch/no catch.





## Fly Ball to Right Field: Catch, U1 Goes Out



**Action on the field:** Fly ball caught by the right fielder; U1 goes out; R3 tags up and advances toward the plate, drawing a throw there; R2 tags up and advances toward third base

### **Umpire responsibilities:**

**PU:** Has all plays at the plate.

**U1:** Moves to the best position possible to view the catch/no catch.

**U2:** Retreats and observes R2's tag up and has all plays at first and second base.

**U3:** Moves into position to observe R3's tag up and has all plays at third base.





## SECTION 9.13

### Runner on third

#### Initial Positions

The coverage is similar to no runners on (see 9.5.1).

**U1:** Starts in the “A” position.

**U2:** Starts in shallow left-center field. With less than two outs, U2 must be able to get to third base for any throws back to third when U3 goes out or any plays at first base if U1 goes out.

**U3:** Starts in the “D” position.

#### Infield Catch Coverage

The coverage is the same as no runners on (see 9.5.3), with U2 in shallow left-center field.

PU has catches:

1. By the pitcher moving in, left or right.
2. By the first and third basemen moving in.

U1 has catches:

1. By the second baseman moving in or toward first base.
2. By the first baseman moving out or toward first base.
3. By the pitcher moving back.

U2 has catches:

1. By the second baseman moving out or toward second base.
2. By the shortstop moving out or toward second base.
3. By the first baseman moving right.
4. By the third baseman moving left.

U3 has catches:

1. By the shortstop moving in or toward third base.
2. By the third baseman moving out or toward third base.

#### Fair/Foul Coverage

The coverage is the same as no runners on (see 9.5.4), with U2 in shallow left-center field.

**PU:** Has responsibility for balls up to first base and third base.

**U1:** Has responsibility for balls that hit first base or go beyond.

**U2:** Has no fair/foul responsibility.

**U3:** Has responsibility for balls that hit third base or go beyond.



### **Plays Within the Infield**

The coverage is the same as no runners on (see 9.5.5), with U2 in shallow left-center field.

**PU:** Moves toward first base to assist U1 if asked on swipe tag or pulled foot by the first baseman if there is no play on R3 at home.

**U1:** Moves into the best position to rule on plays at first base.

**U2:** Moves toward second base.

**U3:** Observes.

### **Clean Hit to the Outfield**

The coverage is the same as no runners on (see 9.5.6), with U2 in shallow left-center field.

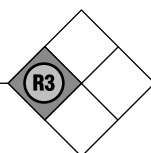
**PU:** Observes and has all plays at the plate.

**U1:** Observes the batter-runner touch first base.

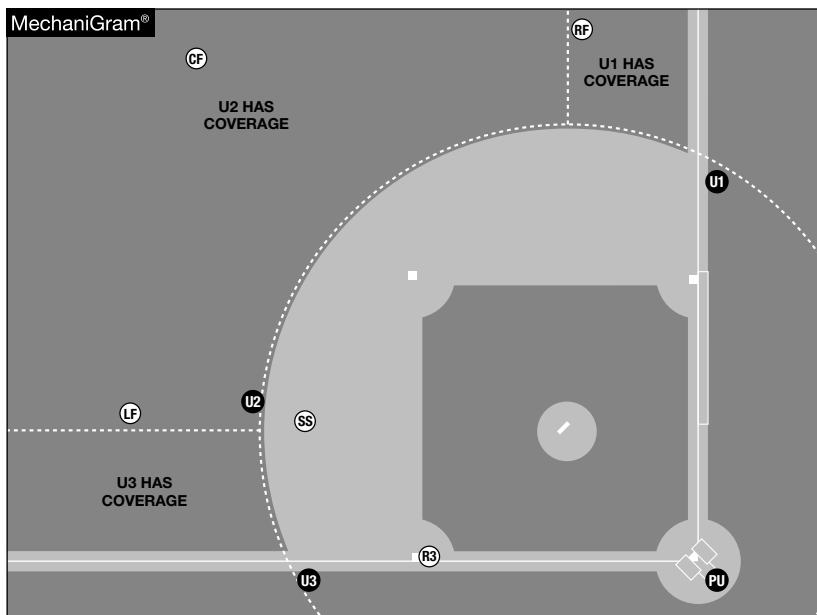
**U2:** Moves toward second base and prepares for all plays on the batter-runner at second base.

**U3:** Observes and has all plays at third base.





## Initial Positions



**Action on the field:** No action

### Umpire responsibilities:

**U1:** Starts in the “A” position. Responsible for outfield catches when the right fielder goes straight forward, straight back or moves towards the foul line.

**U2:** Starts in the outfield (shallow left-center field w/ less than 2 outs) and will now go out on any trouble fly ball that takes the left fielder straight forward, straight back or to his left and all the way over to the right fielder who goes to his right. U2 is the “quarterback” when reading fly balls in this scenario. Anytime a ball is hit in a gray area, U2 will dictate coverage by either going out or coming into the infield.

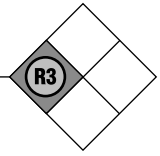
**U3:** Starts in the “C” position. Responsible for outfield catches when the left fielder moves towards the foul line.

### Point of Emphasis

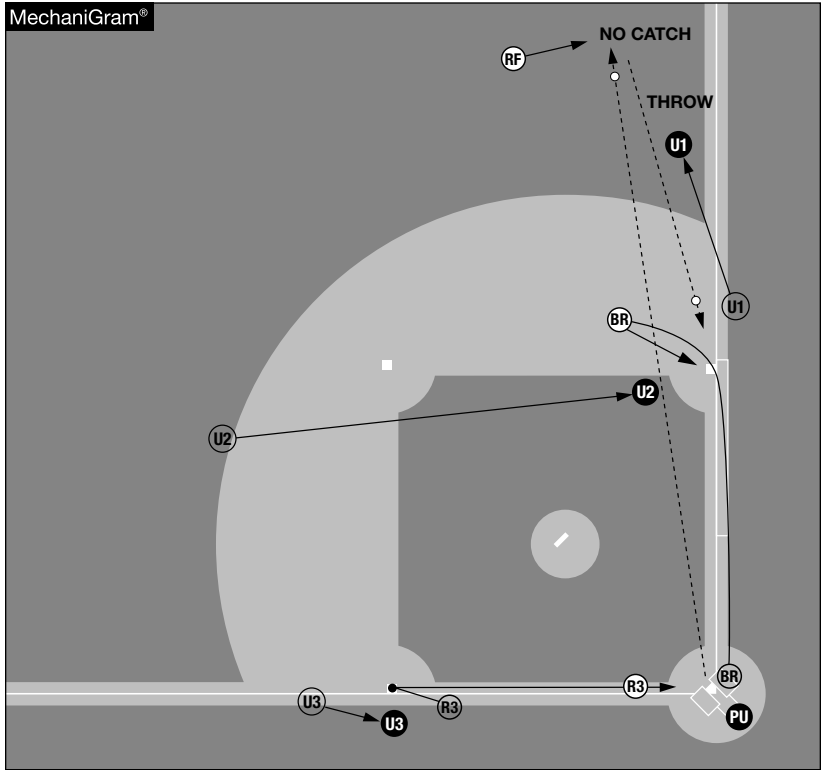
U2 will no longer shift over toward third base with less than two outs. In this situation, U2 is required to be on the left-field side of second base. Utilizing this new mechanic, U2 will retain his normal coverage of having all trouble balls in the outfield “in the V” from left to right field. Additionally, U2 will be in better position to take a batter-runner back to first base should U1 go out. U2 should always remain over the shortstop’s inside (left) shoulder closest to second base to help with all line-drive coverage.



## 9.13.2 RUNNER ON THIRD



### Fly Ball to Right Field: No Catch, U1 Goes Out



**Action on the field:** Fly ball to right field, no catch; U1 goes out; R3, after going back to tag up, advances toward the plate; the batter-runner rounds first base and returns, drawing a throw there

#### **Umpire responsibilities:**

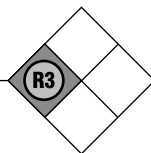
**PU:** Has all plays at the plate.

**U1:** Moves to a position to best view the catch/no catch.

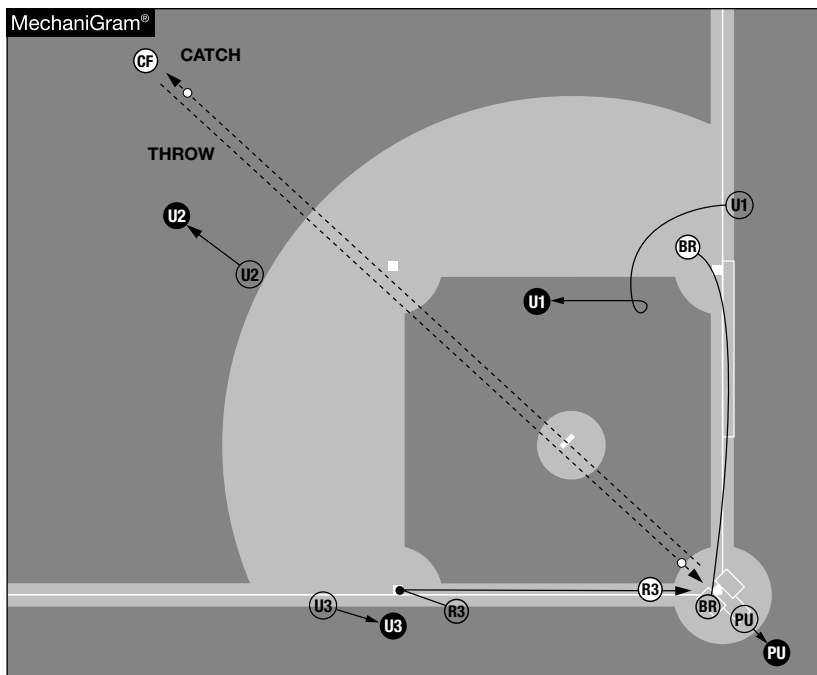
**U2:** Moves into the infield at second base. U2 has all plays at first and second base.

**U3:** Observes R3's tag up and has all plays at third base.





## Fly Ball to Center Field: Catch, U2 Goes Out



**Action on the field:** Fly ball caught by the center fielder; U2 goes out; R3 tags up and advances toward the plate, drawing a throw there

### Umpire responsibilities:

**PU:** Stays home, observes the plate touch of all runners. PU moves to a position to rule on all plays at the plate.

**U1:** Observes the batter-runner's touch of first and takes the batter-runner into second.

**U2:** Moves to a position to best view the catch/no catch.

**U3:** Lines up the tag of R3 and has the throw back at third base.

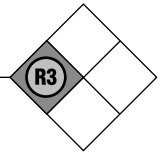
### Point of Emphasis

With a runner on third base only, less than 2 outs and U2 goes out, U1 will take the batter-runner to second base allowing U3 to remain at third and lineup the tag. With two outs and U2 going out, U3 will come across the diamond and be responsible for any play that may develop at either second or third base.

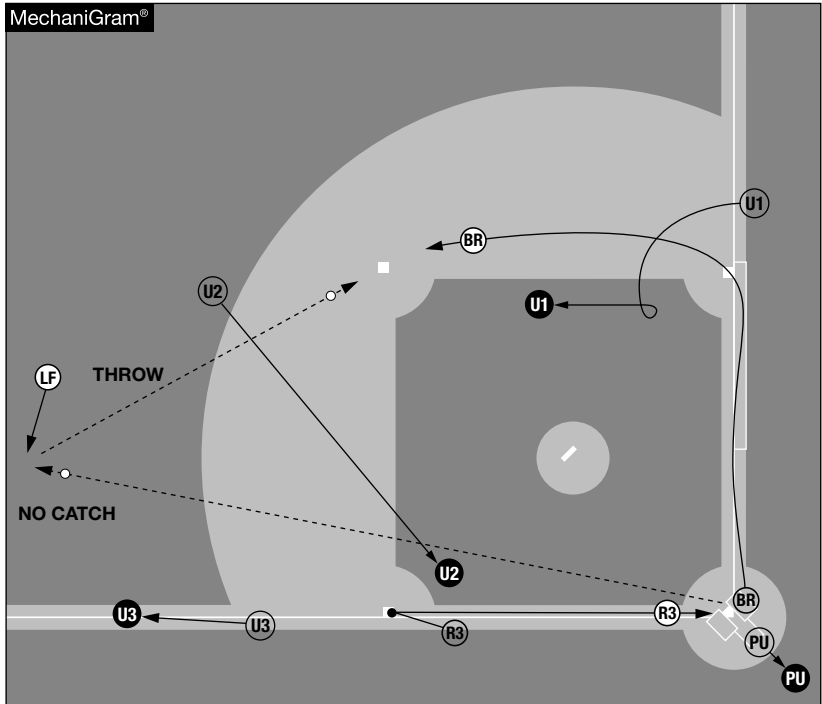




## 9.13.4 RUNNER ON THIRD



### Fly Ball to Left Field: No Catch, U3 Goes Out



**Action on the field:** Fly ball to left field, no catch; U3 goes out; R3, after tagging up, advances toward the plate; the batter-runner advances toward second base, drawing a throw there

#### Umpire responsibilities:

**PU:** Moves to a position to observe R3's potential tag up. PU observes R3's touch of the plate and remains at the plate for any potential play there on the batter-runner.

**U1:** Observes the batter-runner's touch of first and takes the batter-runner into second.

**U2:** Enters the infield immediately and moves into position to cover any play at third base.

**U3:** Moves to a position to best view the catch/no catch.





## **Section 10**

# **Mechanics for a Crew of Six Umpires**



## Mechanics for Six Umpires

### 10.1 Basic Principles

1. Extra outfield coverage. Having two outfield umpires allows many tough outfield calls to be viewed by two umpires. Remember, one is primary, one is secondary.
2. The second-base umpire can help guide the crew. With U2's position in the middle of the field, U2 can act as "traffic cop" and aid communication before each play.
3. Know four-umpire mechanics. You must have a complete understanding of four-umpire mechanics to work with six umpires.

#### **Two Additional Positions**

"ULF" stands for "umpire: left field": Positioned approximately 100 feet behind third base in fair territory.

"URF" stands for "umpire: right field": Positioned approximately 100 feet behind first base in fair territory.

### 10.2 Balk Concentration

The coverage is the same as with four umpires (ULF and URF have no responsibility). See 9.2 for a breakdown of responsibilities.

### 10.3 Umpire Responsibilities

- A. With no runners on base and a ground ball to the infield, the right-field umpire moves towards foul territory in case the ball is overthrown at first base. URF watches for possible spectator interference and/or the ball going out of play..
- B. When U2 goes out, the line umpire on the side the ball is hit also drifts to the outfield in that direction.



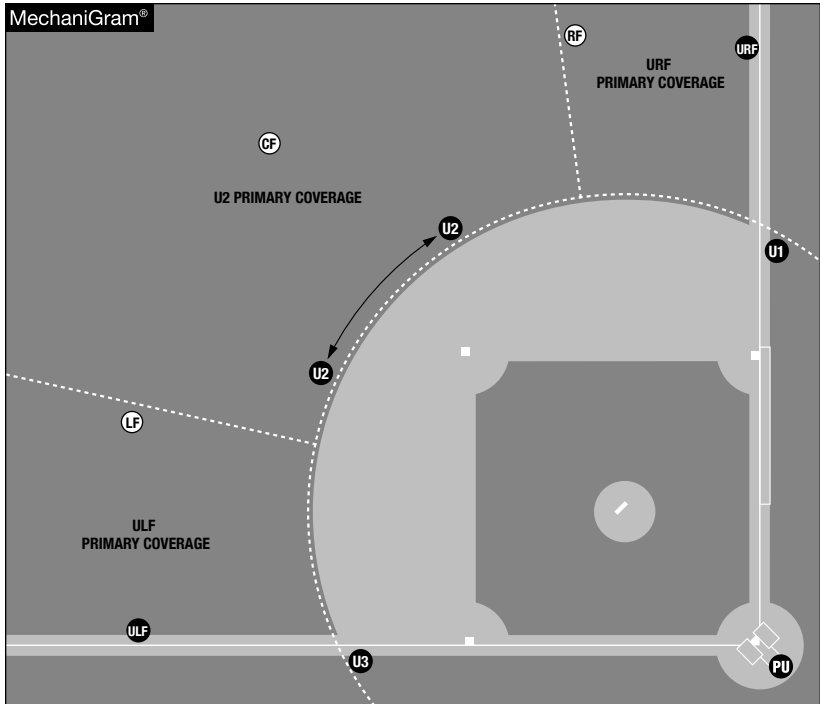
- C. Umpires continue to rotate according to the CCA Mechanics manual. The only time PU rotates to third base is with no runners on base and U2 goes out. In all other cases, PU stays home. Line umpires do not rotate to cover a base.
- D. With runners on base and U2 on the inside:
1. Both line umpires go out in the direction the ball is hit. For example, if the ball is hit to right-center field, URF goes in the direction of the ball. ULF also moves in the direction of the ball in the case the fielder turns toward left field (and away from URF).
  2. If the ball is hit to straight center field, both line umpires go out, and whichever side the ball is caught, that umpire has the call. Line umpires should make eye contact with each other before making the decision, if possible.
- E. Fair-Foul calls: Fair and foul balls are handled in a manner that the U1 and U3 will have all fair/foul ball calls on a ball that ends up going beyond their respective base. The line umpires call fair/foul only on balls that land behind them.





## 10.4.1 NO RUNNERS ON BASE OR RUNNER ON THIRD BASE ONLY

### Initial Positions and Outfield Coverage



**Action on the field:** No action

**Umpire responsibilities:** U1 is in the “A” position. U2 is in the either shallow left-center or shallow right-center field. U3 is in the “D” position. ULF is in the “LF” position in fair territory. URF is in the “RF” position in fair territory.

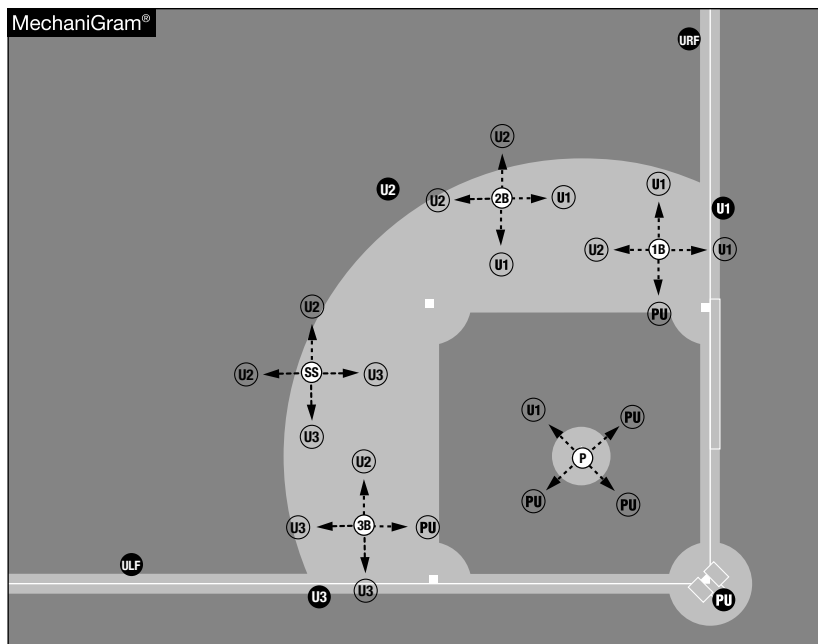
**U2:** Dictates coverage. Has the left fielder moving to his left, the right fielder moving to his right and all fly balls in between.

**URF:** Has the right fielder moving straight in, straight back and toward the right-field foul line.

**ULF:** Has the left fielder moving straight in, straight back and toward the left-field foul line.



## Infield Catch Coverage



**Action on the field:** No action

### Umpire responsibilities:

PU has catches:

1. By the pitcher moving in, left or right.
2. By the first and third basemen moving in.

U1 has catches:

1. By the second baseman moving in or toward first base.
2. By the first baseman moving out or toward first base.
3. By the pitcher moving back.

U2 has catches:

1. By the second baseman moving out or toward second base.
2. By the shortstop moving out or toward second base.
3. By the first baseman moving toward second base.
4. By the third baseman moving toward second base.

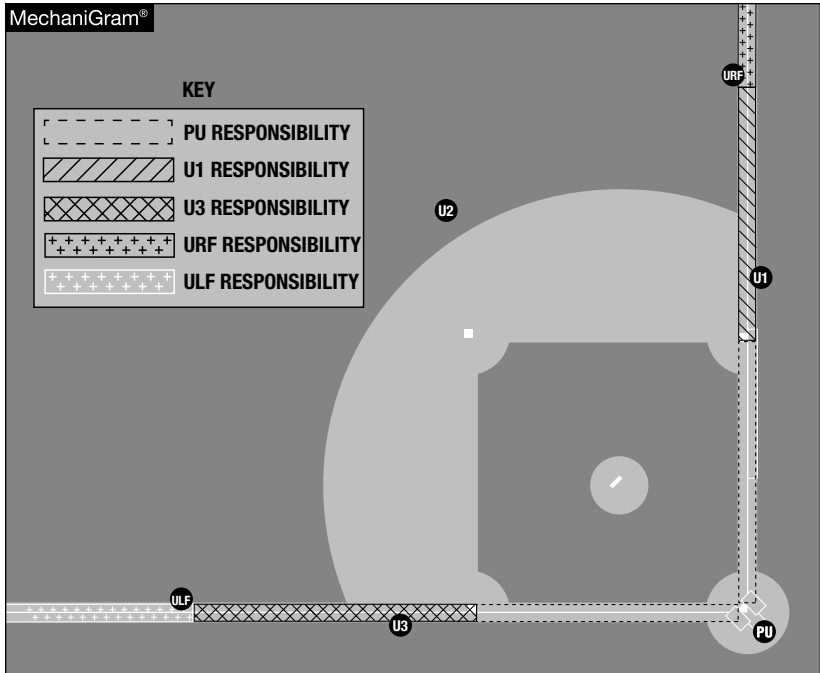
U3 has catches:

1. By the shortstop moving in or toward third base.
2. By the third baseman moving out or toward third base.



## 10.4.3 NO RUNNERS ON BASE OR RUNNER ON THIRD BASE ONLY

### Fair/Foul Coverage



**Action on the field:** No action

**Umpire responsibilities:**

**PU:** Responsible for balls up to first base and third base.

**U1:** Responsible for balls that hit first base, are in the area between first base and URF or are fielded above first base.

**U2:** Has no fair-foul responsibility.

**U3:** Responsible for balls that hit third base, are in the area between third base and ULF or are fielded above third base.

**ULF:** Responsible for balls past ULF in the outfield.

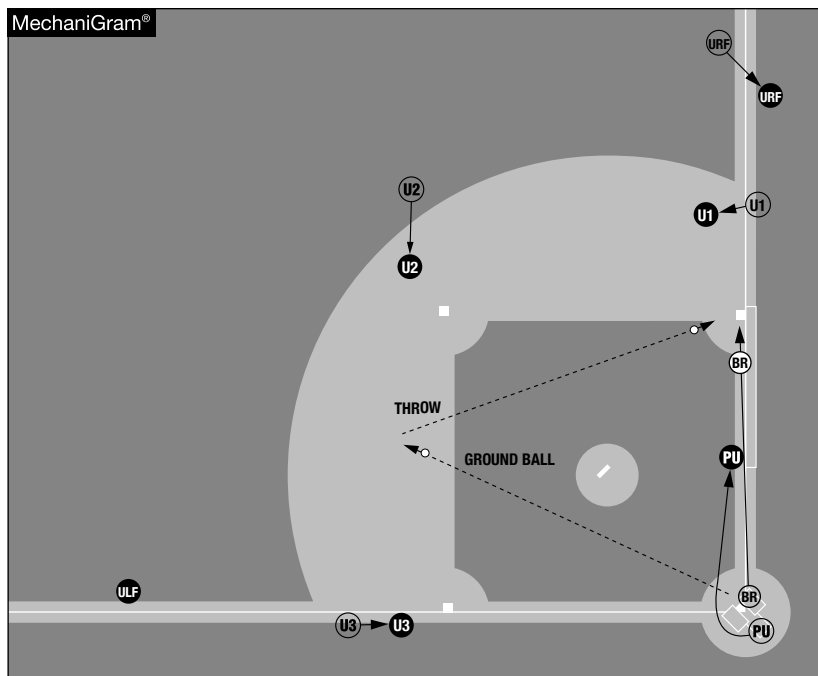
**URF:** Responsible for balls past URF in the outfield.





## 10.4.4 NO RUNNERS ON BASE OR RUNNER ON THIRD BASE ONLY

### Plays Within the Infield



**Action on the field:** Ground ball to the shortstop, who throws to first base.

#### **Umpire responsibilities:**

**PU:** Moves toward first base to assist U1 if asked on swipe tag or pulled foot by the first baseman.

**U1:** Moves into the best position to rule on plays at first base.

**U2:** Moves toward second base. It is acceptable for U2 to take the play from the outfield side of second base.

**U3:** Observes.

**URF:** Moves toward the out-of-play area to assist on possible overthrow.

**ULF:** Observes.

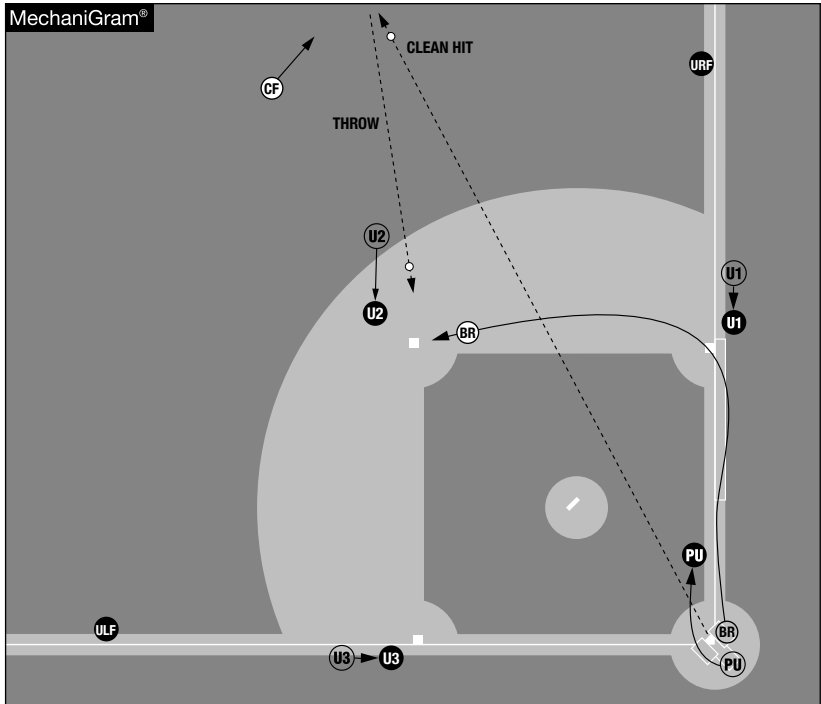






## 10.4.5 NO RUNNERS ON BASE OR RUNNER ON THIRD BASE ONLY

### Clean Hit to the Outfield



**Action on the field:** No runners on, clean hit to right-center field; batter-runner advances toward second base, drawing a throw there

#### **Umpire responsibilities:**

**PU:** Observes and has all plays at the plate.

**U1:** Observes the batter-runner touch first base.

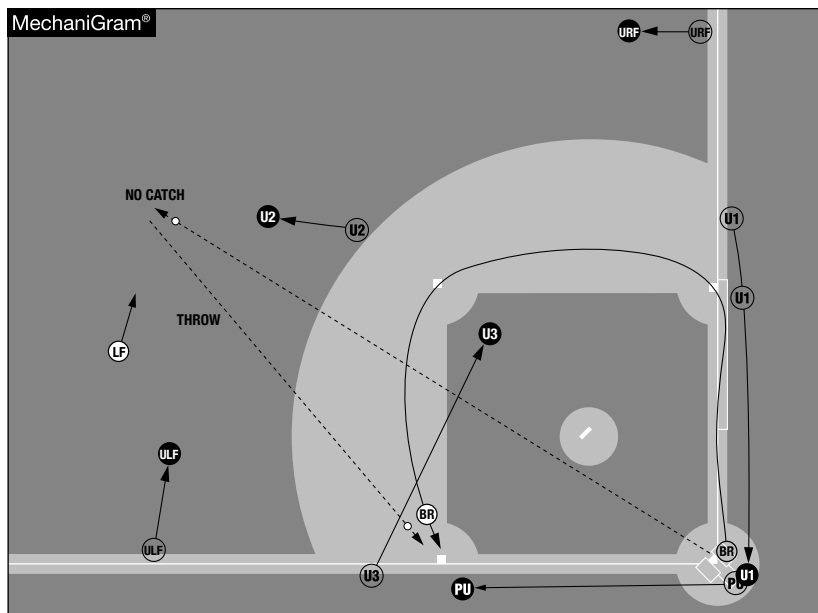
**U2:** Moves toward second base and prepares for all plays on the batter-runner at second base. It is acceptable for U2 to take the play from the outfield side of second base.

**U3:** Observes and has all plays at third base.

**ULF and URF:** Observe.



**Base Hit to the Outfield;  
U2 Goes Out**



**Action on the field:** No runners on, fly ball to left-center field, no catch; the batter-runner advances toward third base and draws a throw there

**Umpire responsibilities:**

**PU:** Moves toward third base and has any play there on the batter-runner.

**U1:** Observes the base touch at first base and has any play there on the batter-runner. If the batter-runner commits to third base, U1 rotates to the plate for any play there on the batter-runner.

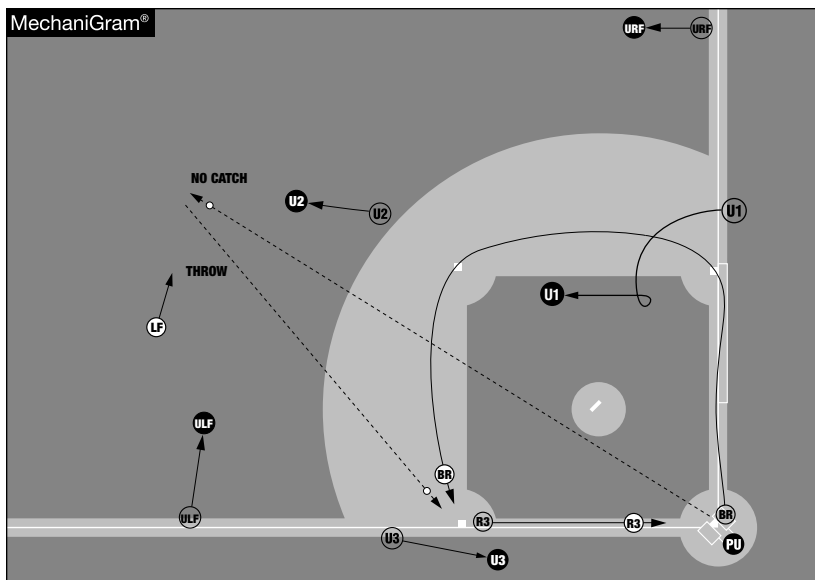
**U2 and ULF:** Move to a position to best view the catch/no catch (U2 has primary coverage, ULF has secondary coverage).

**U3:** Has all plays at second base and observes the base touch there.

**URF:** Observes.

**Note:** This coverage also applies to home runs.

**Base Hit to the Outfield;  
U2 Goes Out**



**Action on the field:** Runner on third base only, fly ball hit to right-center field, no catch; R3 scores and the batter-runner advances toward third base and draws a throw there

**Umpire responsibilities:**

**PU:** Observes R3 tagging at third and returns to the plate for any possible play there.

**U1:** Observes the batter-runner's touch of first and second bases and calls any plays at those bases.

**U2 and ULF:** Move to a position to best view the catch/no catch (U2 has primary coverage, ULF has secondary coverage).

**U3:** Stays at third base and lines up the tag. Also has any throw back at third base.

**URF:** Observes.

**Note:** This coverage also applies to home runs.



## SECTION 10.5

### All other runner combinations

#### Infield Catch Coverage

The coverage is similar to no runners on or runner on third only (see 10.4.2), with U2 in the “Deep B” or “Deep C” position.

PU has catches:

1. By the pitcher moving in, left or right.
2. By the first and third basemen moving in.

U1 has catches:

1. By the second baseman moving in or toward first base.
2. By the first baseman moving out or toward first base.
3. By the pitcher moving back.

U2 has catches:

1. By the second baseman moving out or toward second base.
2. By the shortstop moving out or toward second base.
3. By the first baseman moving toward second base.
4. By the third baseman moving toward second base.

U3 has catches:

1. By the shortstop moving in or toward third base.
2. By the third baseman moving out or toward third base.

#### Fair / Foul Coverage

The coverage is the same as no runners on or runner on third only (see 10.4.3), with U2 in the “Deep B” or “Deep C” position.

**PU:** Responsible for balls up to first base and third base.

**U1:** Responsible for balls that hit first base, are fielded above first base or hits between U1 and URF.

**U2:** Has no fair/foul responsibility.

**U3:** Responsible for balls that hit third base, are fielded above third base or hits between U3 and ULF.

**ULF:** Responsible for balls past ULF in the outfield.

**URF:** Responsible for balls past URF in the outfield.



### **Plays Within the Infield**

The coverage is similar to no runners on or runner on third only (see 10.4.4), with U2 in the “Deep B” or “Deep C” position.

**PU:** Moves toward first base to assist U1 if asked on swipe tag or pulled foot by the first baseman.

**U1:** Moves into the best position to rule on plays at first base.

**U2:** Has all plays at second base.

**U3:** Observes.

**URF:** Moves toward the out-of-play area to assist on possible overthrow.

**ULF:** Observes.

### **Clean Hit to the Outfield**

The coverage is similar to no runners on or runner on third only (see 10.4.5), with U2 in the “Deep B” or “Deep C” position.

**PU:** Observes and has all plays at the plate.

**U1:** Observes the batter-runner touch first base.

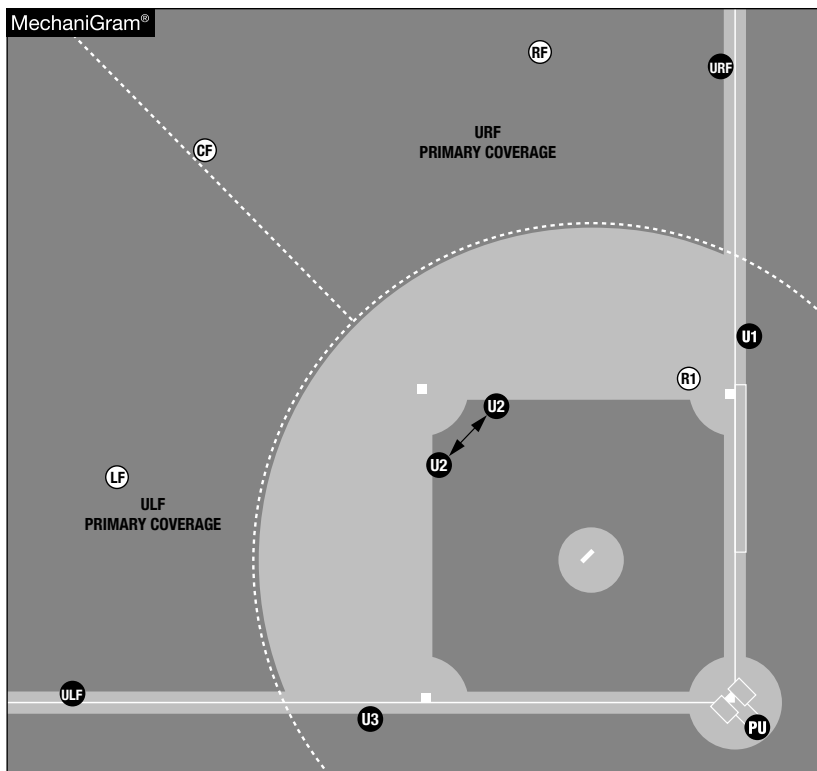
**U2:** Observes R1’s and the batter-runner’s touch at second base and has all plays there.

**U3:** Observes and has all plays at third base.

**ULF and URF:** Observe.



## Initial Positions and Outfield Coverage



**Action on the field:** No action

**Umpire responsibilities:** U1 is in the “A” position. U2 is in the “Deep B” or “Deep C” position, based on personal preference. U3 is in the “D” position. ULF is in the “LF” position. URF is in the “RF” position.

**URF:** Dictates outfield coverage and has the center fielder straight in and straight back. URF also has all balls to the right fielder.

**ULF:** Has the center fielder moving toward the left-field foul line and has all balls to the left fielder.



**Section 11**  
**NCAA Initiatives**



## SECTION 11.1

### Strike Zone Initiatives

The NCAA Baseball Umpire Program, in conjunction with Conference Baseball Umpire Coordinators, has developed national standards for electronic pitch data, that will serve as guidelines to improve umpire performance, collecting, analyzing, and developing education and training practices. It is not intended to be an evaluation system. The below metrics will be used in determining the accuracy of an umpire's strike-zone judgment when processing electronic pitch data collected. Knowing and understanding that the data collected is not 100% accurate.

#### **Our Goal:**

To facilitate improved strike zone performance through education, training, and communication. This will be done by standardizing the process by which the data is interpreted using the below measurements.

#### **National Initiative Measurements**

Rule 1-11 in the NCAA Baseball Rule Book states that a ball cannot be less than 9.0 or greater than 9.5 inches in circumference. We will use 9.25-inch circumference. This makes the diameter of a baseball is 2.94", divided by 2 = 1.47" ... is half a baseball. With each company measuring to the center of the baseball, that means a ball can be 1.47" closer to the edge, side-to-side, or top and bottom versus the measurement recorded. These two measurements allow the center of the baseball to be recorded, and the edge of the baseball to "touch" the strike zone, plus providing a 2" buffer zone for allowable correct calls.

Acceptable Correctness or allowable margin of error, hence the term buffer zone. A buffer zone pitch will be defined as, when the center of the baseball recorded measurement is at 11.97" (width), thus allowing a pitch to be 2.0" from the edge of the ball to the strike zone, for height, 16.53" to 42.0" from the ground.





Trackman established plate = +/- 8.5" (7.08333')

Widest "raw" strike = plate + radius of baseball (8.5" + 1.47") = +/- 9.97" (0.83083')

Buffer zone addition = widest raw strike + buffer (9.97" + 2") = +/- 11.97" (.99750')...consistent with MLB

The "true" strike zone will be any pitch designated (by Electronic Data Collection Company) within the following dimensions:

#### **Plate-Loc-Height-Distance from the ground:**

##### **Bottom:**

Trackman established bottom will be lowered from 19.47" to 18.00" (1.50000')

Buffer zone addition = Trackman strike - ½ radius of baseball (18.00 - 1.47") = 16.53" (1.37750')

##### **Top:**

Trackman established top will remain at 40.53" (3.37750')

Buffer zone addition = Trackman strike - 42.00" = (3.50000')

#### **Plate-Side-Distance from the center of the plate:**

Side: Trackman established plate = +/- 8.5" (7.08333')

Widest "raw" strike = plate + radius of baseball (8.5" + 1.47") = +/- 9.97" (0.83083')

Buffer zone addition = widest raw strike + buffer (9.97" + 2") = +/- 11.97" (.99750').....consistent with MLB

**Raw Score:** The definition of a raw score will be the number of missed pitches divided by the number of decision pitches. This will provide a percentage of correct calls.

>84=Acceptable, >88=Good, >92=Very Good, >96=Excellent

**Adjusted Score:** The definition of an adjusted score will be the number of decision pitches, minus the pitches in the buffer zone, divided by the number of correct calls. This allows for buffer zone pitches to be counted as correct, no matter being called ball or strike.

>86=Acceptable, >90=Good, >94=Very Good, >98=Excellent



## **Summary:**

- Based on Feedback received in the 2023 Season, revising the national standards for measurement will allow the NCAA Baseball Umpire Program, Conference Baseball Umpire Coordinators, coaches, and umpires to educate and enhance training by identifying areas in need of improvement.

- Understand that college pitchers and umpires are not professional and establishing a buffer zone is key to the pace of play.

- When analyzing a scatter plot, the dots on a page are not reflective of the umpire's actual performance.

- The catcher has a major influence potential when receiving pitches and video should be used to formulate an analysis

- Umpires are extremely interested in this type of information as they all strive for improvement over perfection.

- If this information was 100% accurate, Major-League Baseball (MLB) would already be using it for Automatic Ball Strike (ABS) calling.



## SECTION 11.2

### Replay Protocol

#### Overview

Video Replay Review in the NCAA (hereafter, “Video Review”) is designed to provide a timely review of certain disputed calls in designated NCAA games that are televised (either on linear television or digital platform). A “call” as described in these regulations means a judgment by one or more umpires or by the entire crew after conferring with one another (hereafter, the “umpires”) on a specific play, which may consist of an oral pronouncement or physical gesture (or may not, in the case of a “non-call”). Video Review may be used to overturn, confirm, or let stand the umpires’ call on the field subject to and by the terms and conditions described below. For Video Review to be initiated, either by Crew Chief or Coach Challenge, a call MUST be made on the field, to have that call reviewed. Subject to its obligations the NCAA reserves the right to rule on any point concerning Video Review that is not covered by these regulations.

The NCAA has approved one set of Video Review rules for all games. These rules can be used in both conference and non-conference games, including the NCAA tournament.

#### Challenging and Reviewing Calls Pursuant to Video Review

**A. Responsibilities.** Each team’s head coach is responsible for invoking challenges under the circumstances described in these regulations. Crew Chiefs are responsible for determining whether a head coach challenge is properly and timely made and determining whether to review a play or call on their initiative. Moreover, before the initiation of Video Review, the umpires may confer among themselves at any time and change any call (whether or not the call is reviewable) by NCAA Appendix E - “Getting the Call Right.” If a reviewable call is changed in this fashion, the new call shall be subject to Video Review as provided in these Regulations.

#### **B. Head Coach Challenges.**

1. Each team will receive two (2) head coach challenges to start each game. A head coach may challenge as many reviewable calls within a single play as desired using one challenge. Once a team has exhausted its available head coach challenge(s), it will no longer have the ability to challenge any additional play or call in the game. If a head coach’s challenge successfully overturns a call, the coach will retain the challenge to use if needed later in the game.



2. A team's head coach is the only person authorized and permitted to request or initiate Video Review on behalf of the team during a game, unless the head coach cannot perform his Video Review responsibilities due to injury, illness, ejection, removal, or other legitimate reasons, in which case the coach designated to assume the head coach's responsibilities shall have the sole right to request or initiate Video Review. As used in these regulations, the term "head coach" refers to a team's field head coach or such other person who assumes his duties as described above.

**C. Crew Chief Reviews.** At any time during a game, a Crew Chief may, in his sole discretion, initiate Video Review of Reviewable Calls 2 and 14, i.e., a potential home run call (as defined in Section V below). Concerning Reviewable Calls 1-14, beginning in the eighth inning (or sixth inning for a prescribed seven-inning game), a Crew Chief may, in his sole discretion, conduct Video Review upon his initiative provided the affected team is out of challenges. These Video Reviews are subject to the following:

1. A team that has exhausted its head coach's challenges may, within the time limits listed in Section D below for Reviewable Calls 1-14 and only in the last two innings of a regulation game or extra innings, request but cannot insist that the Crew Chief invoke his right to initiate Video Review.

2. Except in the case of the NCAA's Reviewable Calls 2 and 14, the Crew Chief shall not initiate a Video Review of any play or call if the requesting head coach has a head coach challenge remaining except beginning in the eighth inning (sixth inning of a prescribed seven-inning game), provided the affected team is out of challenges.

3. Beginning with the eighth inning of all games and (the sixth inning for seven-inning games), anytime a Reviewable Call is reviewed on a Crew Chief's initiative, the Crew Chief or video review official will have the authority to review all reviewable aspects of the play within that review. This does not apply to reviews initiated by a head coach challenge.

**D. Timing of Head Coach challenges and Crew Chief reviews.**

1. Except as otherwise outlined in Sections II.D.2, 3, and 4 and Section H. below, head coach challenges and Crew Chief reviews must comply with the following to initiate Video Review:

a. A head coach must notify an umpire (either verbally and/or by holding his hand in the air) that the team is contemplating challenging the play immediately after the conclusion of the play (in less than ten (10) seconds). If a head coach wishes to invoke his challenge, he must do so within approximately thirty (30) seconds after the conclusion of the play or before the commencement of the



next play, whichever occurs first. This time limit applies to all plays in the game, including plays that end an inning and plays that end the game. The crew chief will be the sole authority as to when “all play has ceased” and “when the next play has commenced.” If a head coach enters the field of play to discuss a play with the calling umpire and/or Crew Chief, then he/she will have approximately 30 seconds once the head coach receives an explanation of the call or ruling to state his/her intention to challenge or leave the field.

### **Signaling for a head coach challenge**

To notify an umpire that he wishes to invoke a head coach challenge, a head coach may approach an umpire on the field to do so but is encouraged instead to indicate his desire to challenge the call verbally and/or by making a “headset” motion from the top step of the dugout. The head coach must communicate with an umpire on the field, preferably the plate umpire or Crew Chief. At this time, the Crew Chief will ask the head coach to specify what is being challenged. If the head coach wants to challenge more than one (1) aspect of a play, he will need to inform the Crew Chief at this time. After receiving information from the challenging head coach, the Crew Chief will inform the opposing head coach of the challenge and ask the opposing head coach if he wishes to challenge any aspect of the play. It is always the head coach’s responsibility to ensure that an umpire (either verbally or with a reciprocal hand gesture) has acknowledged his request to initiate a head coach challenge within the time limit set forth above and to communicate the call being challenged with the required level of specificity (see Section II. below). The Crew Chief will keep a record of any challenge by a head coach and inform them once their challenges have been exhausted.

b. The conclusion of the play shall be determined as outlined in Section II.E below. For purposes of these regulations, the next “play” shall commence when the pitcher is on the pitcher’s plate preparing to start his delivery and the batter has entered the batter’s box (unless the defensive team initiates an appeal play in which case any call is made during the play before the appeal still may be subject to Video Review). No substitutions or pitching changes may take place while the umpires are in the process of invoking Video Review.

2. In the case of a mound visit, a head coach must exercise his challenge before the commencement of the next play, unless the mound visit results in a pitching change, in which case a head coach must exercise his challenge in accordance with Section II.D.3 below.



3. In the case of a pitching change after the conclusion of a play but before the conclusion of the inning: (a) the defensive head coach must exercise his challenge before signaling for a pitching change; and (b) the offensive head coach must exercise his challenge, before the relief pitcher steps onto the warning track or, in the case of on-field bullpen areas, crosses the foul line. The Crew Chief will have the option of initiating a Video Review after a pitching change, but before the next pitch, should additional critical information become available from the crew. Since there is no time frame on when a Crew Chief may invoke Video Review (except before the next pitch), there should be no restriction on when a Crew Chief initiates Video Review during a pitching change. During the pitching change, the Crew Chief may obtain critical information from the crew that could lead to a review. Notwithstanding the foregoing, the Crew Chief shall have the discretion to permit a challenge by the offensive head coach if the Crew Chief determines that the defensive head coach called for a relief pitcher in an accelerated fashion for the sole purpose of preventing the offensive head coach from having a reasonable opportunity to exercise his challenge.

4. In the case of a play that results in a Crew Chief review in the last two innings of a game or during extra innings, a head coach who seeks to exercise a challenge concerning another call from that play that is not otherwise part of the Crew Chief review must invoke his challenge before the Crew Chief leaves the field of play.

5. If the Crew Chief determines that a team invocation of a head coach's challenge is untimely, the play shall not be reviewed, the umpire's call shall stand, and the team shall not be charged with a challenge. The Crew Chief shall have the final authority to determine whether a head coach's challenge is timely. The judgment of the Crew Chief regarding the timeliness of a head coach's challenge shall be final and binding on both teams and shall not be reviewable by Video Review or otherwise.

**E. Mechanics of time limit for invoking video review for plays that do not result in a third out call.** The head coach's challenge or Crew Chief review is timely as outlined in Section II.D above. For purposes of these regulations, the conclusion of a play shall be indicated by an umpire's final "safe" or "out" call, an umpire calling "time", or returning to their position should the ball remain alive.

**F. Duration of video review.** If not utilizing Centralized Video Review, the Crew Chief and a non-calling umpire (or closest umpire should the calling umpire be the Crew Chief) should be expeditious during the review. If the replay does not show one view that clearly indicates the call should be overturned, then conclude the review, the play stands as called and return to the field.



### **G.Challenge of a reviewable play by both head coaches.**

1. Both head coaches may challenge different reviewable calls within the same reviewable play. These challenges may be in the form of a head coach's challenge or a request for a Crew Chief review, to the extent available.

2. The Crew Chief shall review all challenges properly initiated and shall review the challenged calls in the order in which the calls occurred during the game. If the decision of the Crew Chief on an earlier reviewable call renders moot a later reviewable call, the Crew Chief shall not review the subsequent call. If a call challenged by a team is not reviewed by the Crew Chief by operation of the foregoing rule, that head coach's challenge shall be deemed rescinded, and the team shall not be charged with the challenge.

3. If head coach challenges by both teams are not invoked simultaneously, the second team must invoke its challenge before the Crew Chief leaves the field of play; provided, however, if a call is overturned in Video Review, any team adversely affected by a Crew Chief decision to change a call has the right to use a head coach's challenge or request that a Crew Chief review another reviewable call in the same play, provided that (a) the head coach of the adversely affected team makes the head coach's challenge or requests the Crew Chief review immediately after being notified of the crew chief decision, (b) the change of the initial call affects the relevance of the subsequent call to the outcome of the play, and (c) the team adversely affected by the change in the initial call had no incentive to seek Video Review of the subsequent call until after the Crew Chief reversed the initial call.

**Example 1.** With two outs and no one on base, the umpires call a line drive hit to the outfield a trap but call the batter-runner out when trying to advance to second base. The defensive team had no incentive to challenge the trap call because the batter-runner was called out at the second base to end the inning. However, if the offensive team challenges the tag call at second base, and the Crew Chief overturns the call, the defensive team will be afforded the opportunity to request a review of the trap call in the outfield by informing the crew chief of the replay rule or request immediately after learning of the Crew Chief's decision.

**Example 2.** With one out and a runner on second, the batter hits a long fly ball to center field that is caught. The runner on second, who had rounded third base at the time of the catch, fails to retouch third base on his way back to second base. He is tagged out at the second base. The defensive team had no incentive to appeal or otherwise challenge the runner's failure to retouch third base because the runner was called out at the second base to end the inning. However, if the offensive team challenges the tag call at second base, and the Crew Chief overturns the call, the defensive team will



be afforded the opportunity to challenge the runner's failure to retouch third base. Because that play is an appeal play within the meaning of the NCAA Baseball Rules 8-1-a, the defensive team must first appeal the play. If the umpire calls the runner safe at third on such an appeal, the defensive team then will be afforded the opportunity to challenge the appeal play by informing the Crew Chief of the challenge immediately after the safe call. If the defensive team wants to appeal R2 not retouching 3rd base on his return to 2nd, they must do so before all fielders including the catcher have left the field. Official NCAA Rule 8-6-b-8.

**Example 3.** With no outs and runners on first and second, the umpire calls a double play, and the runner on second advances to third. The offensive team challenges the double play. If the Crew Chief overturns the double play and one or both runners are ruled safe, the defense will be afforded an opportunity to challenge the Umpire's non-call of Official NCAA Baseball Rule 8-4 (Force Play Slide Rule).

4. If any of the conditions set forth in Section II.G.3 above is met and an additional call within a single play is subject to its own subsequent Video Review and the decision by the Crew Chief renders irrelevant a head coach's challenge previously used by the opposing head coach on that play, then the opposing head coach's previous challenge shall be deemed rescinded and the team shall not be charged with such challenge.

**Example.** With two outs and a runner on first, the batter hits a fly ball to the outfield that is ruled "no catch", and the runner is called "out" trying to reach third base, which results in the third out of the inning. The offensive head coach challenges the call at third base, and the Crew Chief determines that the runner was safe. The defensive head coach then requests a review of the "no catch" call on the batted ball to the outfield, and the Crew Chief overturns the call to a "catch", which results in the third out of the inning. The offensive head coach's challenge of the call on the runner at third base is irrelevant because the batter is out by virtue of the fly ball being caught in the outfield, and therefore such a previous challenge on the play would be deemed rescinded.

**H. Effect of Video Review result on a post-play decision by the head coach.** If a call is overturned on Video Review, any decision made by a head coach after the play and influenced by the incorrect call shall be nullified. Such head coach shall be permitted to reaffirm or change his strategic decision based on the result of the play as determined by the Crew Chief.

**Example 1.** The defensive head coach signals for a pitching change after a play and, subsequently, the offensive head coach timely initiates a challenge or the Crew Chief initiates Video Review. The Video Review





results in an overturned call. Any pitching change, or attempted pitching change, made by the defensive head coach shall be nullified unless

**Example 2.** With no outs and a runner on third base, the batter's bat hits the catcher's glove as he swings at a pitch, and catcher's interference is called. On the swing, a fly ball is hit to the left field and caught. The runner on third base tags up and scores on a close play at the plate. Pursuant to Official NCAA Baseball Rule 8-2-e because of the catcher's interference, the offensive head coach may elect either the interference penalty (i.e., batter awarded first base and runner returns to third base) or the result of the play (i.e., the batter is out and runner scores). The offensive head coach elects to accept the result of the play. The defensive head coach then requests a review of the call at home plate, and the crew chief overturns the call and rules the runner out at home plate. Knowing the final result of the play as determined by the Crew Chief, the offensive head coach's decision to accept the result of the play shall be nullified unless reaffirmed by him after the Crew Chief's decision is announced.

**I. Specificity of the challenge.** When invoking a head coach's challenge or otherwise requesting a Crew Chief review, it is the head coach's responsibility to ensure that the umpire knows the specific calls for which he is seeking Video Review, but the head coach need not state the reason for his belief that the call was incorrect. (For example, in order to challenge an "out" call on a force play at first base, the head coach need not state that the throw pulled the fielder off the bag, the runner reached first base before the ball was caught, etc.) Moreover, the Crew Chief shall have no authority to review any calls other than those included in a head coach's challenge.

**Example 1.** A runner is called safe in a rundown because the umpire rules that the fielder missed a tag in the immediate vicinity of a base. The defensive team challenges the tag call with a head coach's challenge. During Video Review, the Crew Chief confirms that the tag was missed, but observes that the runner who was called safe was passed by a preceding runner in violation of Official NCAA Baseball Rule 8-5-m. The Crew Chief cannot correct the umpires' non-call regarding the passed runner because the head coach only challenged the tag call.

**Example 2.** With nobody on base, a batter-runner is called out on a close, but routine, force play at first base. It is sufficient for the head coach to communicate that he is challenging the call without any further specificity.

## **J. Communicating with the teams and the public.**

1. The Crew Chief shall signal that a play is under Video Review pursuant to a head coach's challenge or Crew Chief's discretion by pointing in the direction of the review equipment. The Crew Chief (even if he is the calling umpire) and another umpire (but not the calling umpire



unless using Centralized Video Review), shall move immediately toward the designated replay communication location. The Crew Chief should select the next closest umpire to the play being reviewed, other than the calling umpire unless Centralized Video Review is begin utilized.

2. If centralized video review is not being utilized, the Crew Chief may review the calls on a replay monitor located near the field subject to the Video Review procedures in Appendix E of the NCAA Baseball Rules Book and signal the decision either to change, confirm or let stand the call on the field. If a call is changed by Video Review, the Crew Chief also shall inform the crew of any placement of runners or such other actions as may be necessary in the Crew Chief's judgment to place both teams in the same position that they would have been in had the changed call been correct in the first instance.

3. If centralized video review is being utilized, the Video Review Official may review the calls in the Video Review Center in accordance with these regulations and inform the Crew Chief of the Video Review decision either to change the call on the field, confirm the call on the field or let stand the call on the field due to the lack of clear and convincing evidence to change it. If a call is changed by Video Review, the Video Review Official also shall inform the Crew Chief of any placement of runners, or such other actions as may be necessary in the Video Review Official's judgment place both teams in the same position that they would have been in had the changed call been correct in the first instance.

4. Upon receipt of the Video Review decision, the Crew Chief will, by signal or otherwise, announce the decision to the teams and the public, including the placement of runners or such other actions. Prior to this time, it shall be permissible for the pitcher to throw warm-up pitches and for position players to engage in other warm-up activities. If the Crew Chief believes that the decision warrants it, the Crew Chief or another umpire involved in the Video Review may personally inform one or both head coaches of the decision before play on the field is resumed.

#### **K. Irrevocable and final.**

1. Once a head coach informs an umpire that he wishes to exercise a head coach's challenge, it may not be rescinded. A head coach should not make the "headset" motion unless he is sure that he wants to initiate a challenge.

2. The Video Review decision to either uphold or change one or more calls subject to Video Review, and any decisions as to the placement of runners or other necessary actions to be taken, shall be final and binding on both teams and is not subject to further review or revision.

3. Once Video Review is initiated, no uniformed personnel or other team personnel from either team shall be permitted to further argue the contested calls or the review decision. Team personnel who violate this provision shall be ejected.



4. Official NCAA Baseball Rule 5.13 shall have no applicability to these Video Review regulations. No protest shall ever be permitted on judgment decisions by the Crew Chief or Video Review Official. Moreover, a violation of any rule or procedure set forth herein shall not constitute a basis for protesting a game.

5. In circumstances in which Video Review is not available (e.g., the call is not reviewable, no head coach challenge or Crew Chief review is available or, in the last two innings, the Crew Chief has communicated that he has declined to initiate Video Review), if a head coach, coach, or player makes reference to having observed a video replay that purportedly contradicts the call under dispute, such person is subject to immediate ejection from the game.

### **Standard for Changing a Call**

To change a reviewable call, there must be clear and convincing evidence to change the original call that was made on the field of play. In other words, the original decision of the umpire shall stand unchanged unless the video evidence leads the Crew Chief/Video Review Official to definitively conclude that the call on the field was incorrect.

### **Correcting an Incorrect Call**

Consistent with Official NCAA Baseball Rule Appendix E, if Video Review results in a change to a call that had been made on the field, the Crew Chief/Video Review Official, to the extent feasible, shall exercise his/her discretion to place both teams in the same position they would have been in had the call on the field been correct. This shall include placing runners where the Crew Chief/Video Review Official thinks those runners would have been at the conclusion of the reviewed play if the reviewed call had been correctly made in the first instance, disregarding, failures of runners to tag up based upon the initial call on the field, runners passing other runners, missing bases, etc.

#### **Placement of Runners.**

**1. Crew Chief/Video Review Official's Responsibility.** All decisions regarding the placement of base runners resulting from a call that is overturned pursuant to these regulations shall be made by the Crew Chief or Video Review Official in accordance with the standard outlined in the Official NCAA Baseball Rules.

**2. Book Awards & Discretion.** Unless directed otherwise by the Official NCAA Baseball Rules, the Crew Chief or Video Review Official shall place the base runners on the bases he/she believes they would have reached had the reviewed call been made correctly. Any doubt regarding the placement of runners should be resolved in favor of the last base legally touched at the time of the challenged call. More than one base should not be awarded unless it is obvious to the Crew Chief/



Video Review Official that a runner would have safely advanced beyond one base had the call been made correctly, or the Official NCAA Baseball Rules otherwise require such advancement.

**3. Factors to Consider.** The Crew Chief/Video Review Official should consider several factors when placing the runners, including: (a) the depth of fly balls; (b) the speed of runners; (c) the location of runners on the field when the play occurred; (d) the number of outs at the time of the play; and (e) whether the incorrect call affected the subsequent behavior or conduct of the offensive or defensive players.

**4. Subsequent Calls and Outs.** If the Crew Chief/Video Review Official determines that an incorrect call on the field did not affect the subsequent behavior or conduct of the offensive or defensive players, the Crew Chief/Video Review Official shall change the incorrect call but let stand any on-field calls or plays unaffected by the incorrect call. The Crew Chief/Video Review Official may not declare a runner out based on a play the umpire believes would have occurred subsequent to the play subject to Video Review.

**Example.** A runner attempts to advance to second base on a force play. The runner fails to touch second base, and the second baseman fails to tag the runner or the base, but the umpire calls the runner “out.” The runner, believing he is out, does not attempt to touch second base and leaves the field. The offensive head coach challenges the call, and the Crew Chief determines that the second baseman did not tag the runner or the base. The Crew Chief shall reverse the call on the field, declare the runner “safe” and place him at second base.

**5. Scoring.** The Crew Chief/Video Review Official shall determine whether base runners would have scored had the call been made correctly, and award or nullify runs scored by a team where appropriate. For example, if a force out at any base ends an inning, such as with a runner on second base and 2 outs, all runners will only advance one base should the call be overturned from out to safe. This prevents a team from being allowed to score a run based upon an incorrect call by an umpire at first base affecting the play of the defensive team.

**6. Final and Binding.** The decision of the Crew Chief/Video Review Official regarding the placement of runners, or runners being declared out, shall be final and binding on both teams. On-field personnel shall be ejected if they argue or otherwise challenge the placement of runners.

**7. Crew Chief Communication.** The Crew Chief may communicate with the Video Review Official at any time during a game for the purposes of confirming that an umpire’s decision on the field was consistent with the Official NCAA Baseball Rules. The action could eliminate the need for an official protest; however, the coach maintains



the right to keep the protest in place should the NCAA Secretary-Rules Editor deem a misapplication of a rule.

## **Reviewable Calls**

The only calls eligible for Video Review are set forth in this Section V. Calls not identified below may not be reviewed at any time, but nothing contained herein shall limit the umpires in their ability to convene the crew on the field to further discuss any play consistent with Official NCAA Baseball Rule Appendix E.

If a head coach challenges a call that is not eligible for review, the Crew Chief will inform him that the call is not reviewable, and the team shall not be charged with a challenge. To the extent the Crew Chief is unsure of whether a call challenged by a head coach is eligible for review, he may consult with the entire crew and/or video review official prior to making the determination. If either the team or crew invokes a Video Review of a call that the Crew Chief determines is not subject to Video Review, he will inform the team that the play is not reviewable, and the team will not be charged with a challenge. To the extent that the NCAA Baseball Rules require the defensive team to appeal a play eligible for Video Review (e.g., a runner missing a base or a runner leaving a base early), Video Review may not be initiated until the umpires rule on the appeal.

**REVIEWABLE CALLS 1-14:** The Crew Chief will only initiate a review on plays 1-14 upon a challenge by a Head Coach, except for plays 2 and 14 that do not require a challenge at any time during a game. A Crew Chief's or Video Review Official's review is allowed at their discretion during the last two innings of regulation and any extra innings, if the affected team is out of challenges.

**1. Specified Fair/Foul Ball Calls:** Calls involving a decision regarding whether a batted ball was a foul ball within the meaning of the NCAA Baseball Rule's Definition of Terms Rule 2.35 but only with respect to balls that first touch the ground or a fielder beyond the initial positions of the first or third base fielder. (In the case of a three-person crew, the home plate umpire has the discretion to determine where the first or third base fielder would have been set for the purpose of determining whether a fair/foul ball call is reviewable). Line drives fielded by a defensive player in the infield and balls that the first land in front of the set positions of the first or third base fielder shall not be subject to review. The umpire shall determine whether a purported foul ball landed in front of the fielders' position and thus is not subject to review. Such a determination by the umpire is not reviewable.

**2. Potential Home Run Calls:** The umpires' decision to call or not call a home run may be reviewed if there is a question as to whether the ball left the playing field or struck an object; whether the ball struck the



top of a fence, hit a railing, or otherwise stayed within the field of play; whether the ball was interfered with by a fan reaching over the fence; or whether the ball was fair or foul.

### **3. Any “Catch” or “No Catch” Plays in The Outfield or Foul**

**Territory:** An umpire’s decision whether a fielder caught a fly ball or line drive in flight in the outfield or foul territory before it hit the ground (or an object other than the fielder.) See NCAA Baseball Rule Definition of Terms of “A Catch” Rule 2.16 and “In flight” Rule 2.45.) Fly balls or line drives fielded by a defensive player in the infield shall be eligible for review only when they meet the criteria of review play 4. Any outfielder who stationed himself in the infield on the play shall be considered an infielder for the purpose of this regulation. Should a fair batted ball hit to the outfield or any foul ball catch/no catch be changed from “catch” to “no catch” or “no catch” to “catch” with runner/s on base, the guidelines in Appendix E-1-c-9 and 10 should be followed.

**4. Catch Plays in the Infield:** A call of “no catch” can be changed to “catch” within the infield only if it results in a third out with any runners on base, or any time with a batter-runner only.

**5. Spectator Interference:** An umpire’s decision on whether spectator interference occurred.

**6. Scoring Plays at Home Plate inclusive of collisions (illegal and/or malicious slides) time plays, obstruction, and missed base (all aspects):** This includes an umpire’s decision to call or not call a violation of NCAA Baseball Rule 8-7.

Example. A runner collides with a catcher and touches home plate on a close play at home plate, but the home plate umpire calls the runner out for having violated NCAA Baseball Rule 8-7. The Crew Chief exercises his discretion to initiate a Video Review. If the Crew Chief overturns the call that Rule 8-7 was violated, then he also shall determine whether the runner was tagged out before touching home plate.

Note. Whenever a Video Review of a call involving the application of NCAA Baseball Rule 8-7 is initiated, the Crew Chief also shall review any other reviewable call on the runner at home plate on that play (e.g., whether the runner was tagged out at home plate even if Rule 8-7 was not violated).

**7. Force/Tag Play Calls:** Calls involving a defensive player’s attempt to put out a runner or batter-runner by touching a base or tagging the runner or batter-runner in the immediate vicinity of the base, and/or whether or not the runner acquired the base before such touching or tag. When reviewing such calls, the Crew Chief shall determine that a fielder has caught the ball, consistent with the NCAA Baseball Rule’s Definition of Terms Rule 2-16, at the point in time that the ball touches



the fielder's hand or glove, so long as the fielder maintains possession of the ball from the point of contact and thereafter. These plays may include Obstruction by a fielder in the immediate vicinity of the base, in the event a fielder is not in clear possession of the ball before blocking the base, preventing a runner from achieving that base (i.e., tag or force play, attempted steal, or pickoff at any base). Also, this will include Running Lane Interference, 7-11-p, should a runner interfere with the fielder attempting to field the throw at first base.

For the purpose of deciding on a tag or no tag, any equipment worn by a runner; helmet, batting glove, or base running mitt, etc., that is tagged by the fielder will be considered part of the player's uniform and ruled to be a tag, even if this equipment is protruding from their pocket. The laces of the glove are not to be considered part of the glove when determining a tag.

Notwithstanding the foregoing, the following calls will not be subject to review:

- a. The umpire's judgment on whether a base runner rounded first base in an attempt to advance to second base.
- b. The umpire's judgment on whether a base runner abandoned his effort to advance in accordance with NCAA Baseball Rule 2-1.
- c. The umpire's judgment on whether a base runner was pushed off a base.

**8. Base Running.** The following base running calls are reviewable:

- a. Calls involving whether a base runner passes a preceding runner before such runner is out in violation of Rule 8-5-m.
- b. Upon an appropriate appeal by the defensive team, whether a base runner touched a base per Rule 8-6. [NOTE: In circumstances in which the Crew Chief is reviewing whether a runner re-touched a base, the Crew Chief also shall review whether the runner's re-touching of the base was necessary.]

Notwithstanding anything to the contrary in section F or elsewhere in these regulations, in accordance with NCAA Baseball Rule 8-7, when reviewing a play at home plate, if the Crew Chief determines both that the runner did not touch home plate and that the fielder did not tag the runner (or, in the case of a force play, did not touch home plate), the Crew Chief shall rule the runner "safe" at home plate unless the defensive head coach appeals the failure of the runner to touch home plate prior to the Crew Chief leaving the field of play for review.

Example. A runner attempts to score on a play at the plate. The catcher misses the tag on the runner, and the runner fails to touch home plate, but the umpire calls a tag and the runner "out." The



offensive head coach challenges the call, and the Crew Chief determines that the catcher missed the tag. The Crew Chief shall disregard the failure of the runner to touch home plate, declare the runner “safe” and score the run. If, however, the catcher tags the runner after his initial attempt, after the initial call of the umpire, and before the runner touches home plate, the Crew Chief shall declare the runner “out” and not score the run.

**9. Hit by Pitch (HBP):** Those plays for which there is a possibility that a pitched ball touches a batter, his clothing or equipment. See NCAA Baseball Rule 8-2-d. Any doubt as to whether a pitched ball hit the bat (as opposed to the batter or his clothing) should be resolved by the home plate umpire at that moment as hitting the bat and not the batter, and the umpire should declare a fair or foul ball under the circumstances.

Example 1. A pitch strikes the batter, but the umpire erroneously rules that the pitch struck the bat instead and rules “foul ball.” The head coach on offense appropriately challenges and the Crew Chief/Video Review Official reverses the call. The Crew Chief shall declare the ball dead at the moment it struck the batter and award bases accordingly.

Example 2. A pitch strikes the bat, but the umpire erroneously rules “hit batter – dead ball.” The head coach on defense appropriately challenges and the Crew Chief/Video Review Official reverses the call. If the ball lands foul, the Crew Chief shall call the ball “foul.” If the ball landed fair, the Crew Chief will acknowledge the erroneous call, return all runners to the base occupied prior to the pitch and batter to the box, and nullify the pitch. (The pitch does not count).

Example 3. An umpire calls either an intentional or hit by pitch, and rules that the batter should stay in the box and awards a strike or awards first base. The offensive coach initiates a challenge (or Crew Chief review if the affected team is out of challenges and late inning criteria is met). Upon Video Review, it is indisputable that the ball did not hit the batter, however, the ball did go all the way to the backstop. The Crew Chief will put the batter back in the box, awarding the pitch as ruled (ball or strike), and advance the runners as if the correct call would have been made originally. Should the Crew Chief rule that the runners would not have advanced (the ball was in the immediate area of the catcher), then place the runner/s at their original starting position.

Example 4. The offensive coach initiates a review (or Crew Chief if the affected team is out of challenges and late inning criteria are met) following a call of a foul ball on an up and in pitch that the plate umpire rules to have hit the bat. Upon Video Review, the Crew Chief or Video Review Official determines with indisputable





video evidence that the ball did hit the batter, but he intentionally tried to get hit. Even though the defense did not initiate a challenge, the entirety of HBP can be reviewed. The Crew Chief will determine the appropriate ruling on HBP, all aspects.

For the purpose of deciding on HBP, any equipment worn by the batter or protruding from their pocket (such as helmet, batting glove, or base running mitt, etc.) that is struck by the pitch will be considered part of the player's uniform and therefore awarded first base, if they did not violate the intentional HBP portion of the rule.

**10. Tag-Ups:** An umpire's decision whether a runner failed to retouch a base after a fair or foul ball is legally caught before he, or his base, is tagged by a fielder. See NCAA Baseball Rule 8-1.

**Non-Home Run Boundary Calls:** Calls involving a decision regarding whether a live ball (1) bounces out of the field of play; (2) strikes the top of a fence or hits a railing or other obstacle in the ballpark; (3) is interfered with by a fan reaching over the fence; (4) is successfully caught by a fielder proximate to a stadium boundary (e.g., while falling into the stands); or (5) leaves the field of play and becomes a dead ball; or (6) is lodged or temporarily lodged in a field fence, scoreboard, shrubbery or vines on a field fence, or other similar object.

**Placement of Runners.** An umpire's placement of a batter and/or runners following any boundary call. The Crew Chief/Video Review Official's placement of runners following a change to a call on a field pursuant to Section IV is not eligible for subsequent challenge.

**Note:** Whenever Video Review is initiated based on an umpire's placement of runners, the Crew Chief also shall review the predicate call prompting the placement of runners (e.g., whether fan interference occurred prior to the placement of runners).

**Example:** Batted ball in flight that strikes the roof of an indoor stadium:

Runner on first base, and no outs. Batter hits a high pop-up over the foul line that is caught by 3B. The offensive team challenges that the ball struck the roof in foul territory prior to being caught, and therefore is a dead ball. The Video Review Official is permitted to rule on whether the ball struck an area that, according to the local Ground Rules, is out of play. The Video Review Official may only review the fair or foul status of the ball if the on-field crew has determined that the batted ball landed beyond the set position of the first or third baseman.

**12. Interference for the Purpose of Breaking up a Double Play:** An umpire's determination under NCAA Baseball Rule 8-4 (Force Play Slide Rule).



**Note:** Other than for purposes of determining whether the runner interfered with a fielder within the meaning of Rule 8-4 Force Play Slide Rule, only the criteria of a slide or non-slide at a particular base is reviewable. Interference prior to or following a base touch or slide shall not be reviewable.

Example: While running to second base, a runner intentionally collides with the second baseman, who is attempting to field a ground ball between the bases. Because whether the runner engaged in a bona fide slide is not at issue, whether the umpire determines there was interference is not reviewable.

**13. Catcher's Interference:** Only in regard to the batter's swing except on a squeeze play or steal of home.

**14. Malicious Contact:** This can be reviewed at any location on the field.

## **Technology and Personnel**

**A. Available Video.** For each game televised via a linear or digital platform, camera feeds such as the following may be available for the Video Review process: NCAA Network-ESPN, ESPN, ESPN 2, ESPN U, or School Broadcast Production.

### **B. Technology.**

1. Technical Issues. In the event that the Video Review system is not operational for all or part of a game, or in the event that Video Review is not available in a game, the Crew Chief shall inform both head coaches and the press box, and a public address announcement shall be made to that effect.

2. Scoreboard. Video replays will be available for use on the ballpark scoreboard and may be displayed in accordance with the applicable regulations in NCAA Rule Appendix B. Umpires are prohibited from using video replay on the in-park scoreboard as a basis to change a call on the field (whether by crew consultation or otherwise).

3. Communications. Communications between or among umpires on the field, Crew Chiefs, and other Video Review personnel shall not be recorded or used for any purpose other than conducting Video Reviews.

**C. Official Scorer.** Nothing contained herein shall abrogate the sole authority of the Official Scorer to make all decisions concerning the application of NCAA Baseball Rule 10 based on the rulings of the Crew Chief and/or the umpires on the field and/or Video Review Official. NCAA Baseball Rule 10.01 (a).



## **VII. Video Review Regulations**

**A. Location.** Video Review will originate from a location at the field level unless Centralized Video Review is being used.

**B. Staffing.** If Centralized Video Review is being used, a Video Review Official will be assigned by the assigning conference or the NCAA National Coordinator.

**C. Operation.** If video review is conducted at the field level, plays will be reviewed by the Crew Chief and a Non-Calling umpire. If Centralized Review is being used, decisions will be communicated to the Crew Chief via headset communication from the booth to the field.

**D. Review Process.** When Centralized Review is being used, the Video Review Official will immediately begin the review process, reviewing video and (if available) audio. The Video Review Official shall not have direct control of the monitors or computer but will be assisted by a technician who will operate the technology equipment. The Crew Chief must state the specificity of the play to be reviewed and the call (ruling) on the field. If Centralized Video Review is being used, the Video Review Official is considered part of the on-field crew and is permitted to initiate a review for the same plays and at the same times as the Crew Chief as described in Section V using a communication device to “buzz in” to the crew. They may also provide assistance in correcting a misinterpretation of the rules. At no time should the Video Review Official “buzz in” to initiate a call on any play that would require a coach’s challenge unless a rule has been misapplied. In this case, the Video Review Official only has the authority to correct the rule interpretation, not the actual call of the umpire, without a head coach’s challenge.

## **QUICK REFERENCE GUIDE TO REVIEWABLE CALLS**

- The call on the field is assumed to be correct, unless video review provides indisputable evidence that it was incorrect.
- In order to review a play, you must first have a call on the field.
- The Video Review Official is considered part of the on-field crew and has the right to use a communication device to “buzz in” to the crew to provide assistance in correcting a misinterpretation of the rules. The Video Review Official should not “buzz in” to initiate a call on any play that would require a coach’s challenge unless a rule has been misapplied. The Video Review Official only has the authority to correct the rule interpretation, not the actual call of the umpire, without a coach’s challenge.

### **REVIEWABLE CALLS**

The following plays will be reviewable with the use of a head coach’s challenge at any time during the game. Each head coach is permitted two challenges per game. If a head coach’s challenge is successful in



overturning a call, the coach will retain the challenge to use if needed later in the game.

1. Specified Fair/Foul Ball Calls: Deciding if a batted ball is fair or foul. The ball must first touch the ground or a fielder beyond the initial position of the first or third baseman.

2. Potential Home Run Calls: Deciding if a batted ball is either a ground rule double or a home run.

3. Any “Catch” or “No Catch” Ruling in the Outfield or Foul Territory: (Including batted ball in flight that strikes the roof of an indoor stadium).

4. Catch Plays in the Infield: A call of “No Catch” can be changed to “catch” within the infield only if it results in a third out with any runners on base, or any time with a batter-runner only.

5. Spectator Interference: Including placement of runners.

6. Scoring Plays at Home Plate: Deciding scoring plays at home plate inclusive of collisions (illegal and/or malicious slides) or time plays (if runner scores ahead of third out).

7. Force/Tag Plays at any Base: Play must occur within the immediate vicinity of the base involving the batter-runner or runner acquiring the base. Includes Obstruction in the immediate vicinity of the base and running lane interference at first base.

8. Specified Base Running Calls: Calls involving whether a base runner passes a preceding runner before such runner is out and, upon an appropriate appeal by the defensive team, determining whether a base runner touched a base.

9. Hit-By-Pitch: This includes the intent of the batter.

10. Tag-Up Plays: Deciding if a runner failed to retouch his base after a ball is legally caught before they or their base is tagged by a fielder at all bases. (A call must be made on the field before going to review.)

11. Non-Home Run Boundary Calls & Placement of Runners: Calls involving decisions related to a live ball on or near a boundary and the umpire’s placement of a batter-runner or runners following a boundary call.

12. Interference for the purpose of breaking up a double play: (Rule 8-4, Force Play Slide Rule)

13. Catcher’s Interference: with the batter’s swing except on a squeeze play or steal of home.

14. Malicious Contact: This can be reviewed at any location.

All types of reviewable plays require a head coach’s challenge except for a potential home run and malicious contact which can be reviewed at any time. A crew chief (or video review official’s) review is allowed at their discretion during the last two innings of regulation and any extra innings, if the affected team is out of challenges.



## **REVIEWABLE PLAY TYPES**

The following plays will be reviewable with the use of a head coach's challenge at any time during the game. Each head coach is permitted two challenges per game. If a coach's challenge is successful in overturning a call, the coach will retain the challenge to use if needed later in the game.

All types of reviewable plays require a head coach's challenge except for a potential home run and malicious contact which can be reviewed at any time. A crew chief (or video review official's) review is allowed at their discretion during the last two innings of regulation and any extra innings if the affected team is out of challenges.

**1. Specified Fair/Foul Calls:** Deciding if a batted ball is fair or foul. The ball must first touch the ground or a fielder beyond the initial position of the first or third baseman.

**2. Potential Home Run Calls:** Deciding if a batted ball is either a ground rule double or a home run.

**3. Any "Catch" or "No Catch" Ruling in the Outfield or Foul Territory:** Fair batted ball must be hit into the outfield area beyond the nearest infielder. Includes a batted ball in flight that strikes the roof of an indoor stadium.

**4. Specified "No Catch" Ruling in the Infield:** A call of "No Catch" can be changed to "Catch" within the infield only if it results in a third out with any runners on base, or any time with a batter-runner only.

**5. Spectator Interference:** Including placement of runners.

**6. Scoring Plays at Home Plate:** Deciding scoring plays at home plate inclusive of collisions (illegal and/or malicious slides) or time plays (if runner scores ahead of third out).

**7. Force/Tag Plays at any Base:** Play must occur within the immediate vicinity of the base involving the batter-runner or runner acquiring the base. Includes Obstruction in the immediate vicinity of the base and running lane interference at first base.

**8. Specified Base Running Calls:** Calls involving whether a base runner passes a preceding runner before such runner is out and, upon an appropriate appeal by the defensive team, determining whether a base runner touched a base.

**9. Hit-By-Pitch:** This includes the intent of the batter.

**10. Tag-Up Plays:** Deciding if a runner failed to retouch his base after a ball is legally caught before they or their base is tagged by a fielder at all bases. (A call must be made on the field before going to review.)

**11. Non-Home Run Boundary Calls & Placement of Runners:** Calls involving decisions related to a live ball on or near a boundary and the umpire's placement of a batter-runner or runners following a boundary call.

**12. Interference for the purpose of breaking up a double play:** (Rule 8-4, Force Play Slide Rule)



**13. Catcher's Interference:** with the batter's swing except on a squeeze play or steal of home.

**14. Malicious Contact:** This can be reviewed at any location.

- When centralized video review is used, the off-field video review official will be considered an extension of the umpiring crew and will have the ability to notify the umpires on the field that a review should be initiated using the same guidelines as described above for the crew chief. Video Review may also be used to check a playing rule, a replay regulation, the correct ball-strike count, or number of outs.

- To change a reviewable call, the Video Review Official must determine that there is clear and convincing evidence that the call on the field was incorrect.

**Review Outcomes: 1) Confirmed; 2) Stands; or 3) Overturned.**

- Challenge Timing following Umpire's call (Safe/Out, Fair/Foul, Call of Time):

- Coach to notify umpire verbally or by holding his hand in the air of a possible challenge within approximately 10 seconds.
- Coach has total approximately 30 seconds to issue challenge or before the pitcher is on the rubber and the batter enters the box.
- Final determination lies with Crew Chief.


## **NON-REVIEWABLE PLAY TYPES**

- **Interference/Obstruction (except on force/tag plays in the immediate vicinity of base)**

- Check swings
- Balk
- Illegal pitch
- Infield fly
- Balls and strikes
- Batter-runner attempt to advance to 2B
- Foul tip
- Fair/foul within infield
- In/out of batter's box
- Batter interference
- Batted ball hitting runner
- Bat hitting ball multiple times
- Runner out of the base path
- Runner pushed off base
- Catcher's interference on a squeeze play or steal of home
- Ball lodged in umpire/player uniform, equipment, etc.




# SIGNAL CHART




**Do not pitch;  
ball is dead**



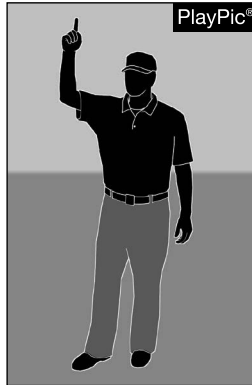
**Play**




**Strike**



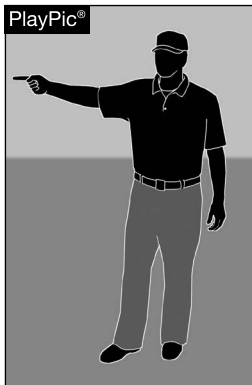
**Foul Tip**



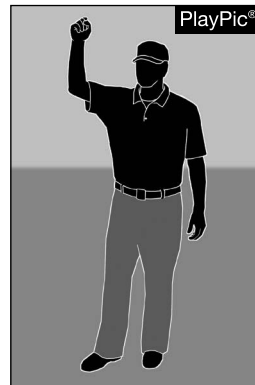
**Infield Fly**



**Time out or  
dead ball**



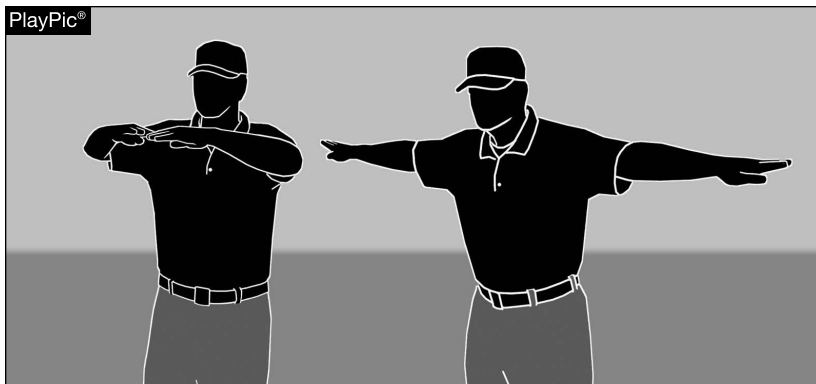
**Fair Ball**



**Out**




## SIGNAL CHART (continued)



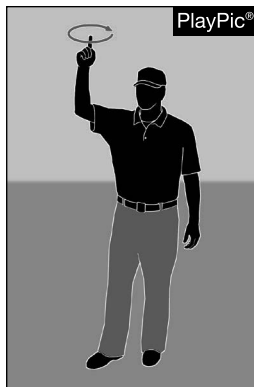
Safe



Time play



Double Tag Rotation



Reset